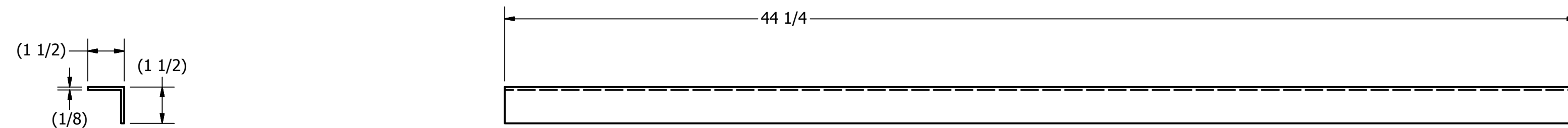
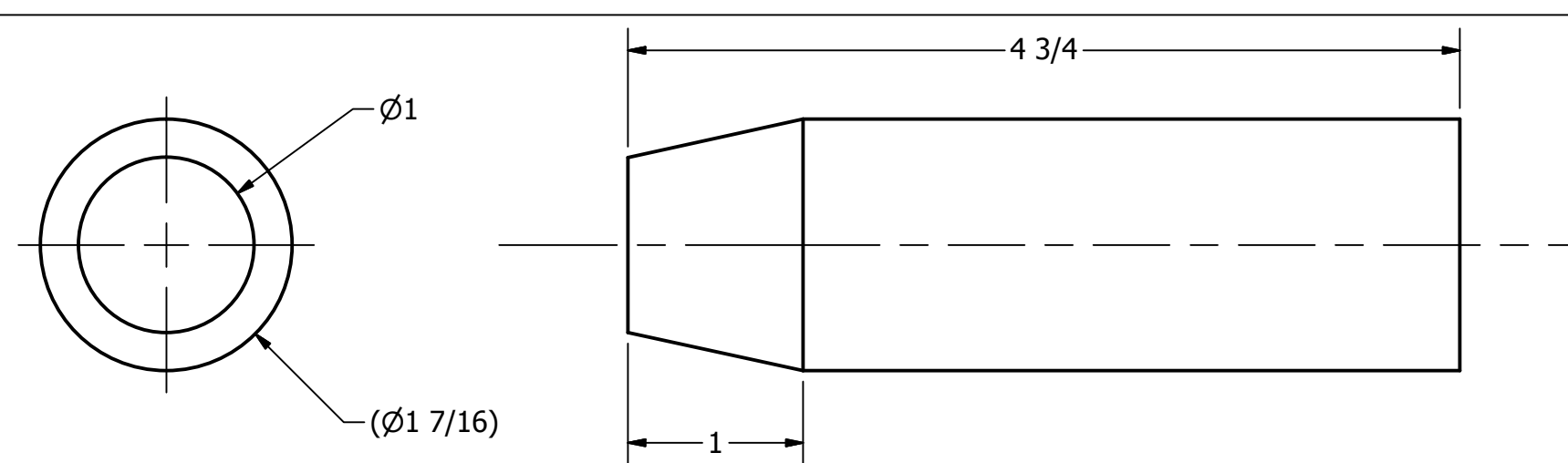


ITEM: 1, FE-00007-01 Upper Rail
 RESOURCE: 1
 SCALE: 1/4

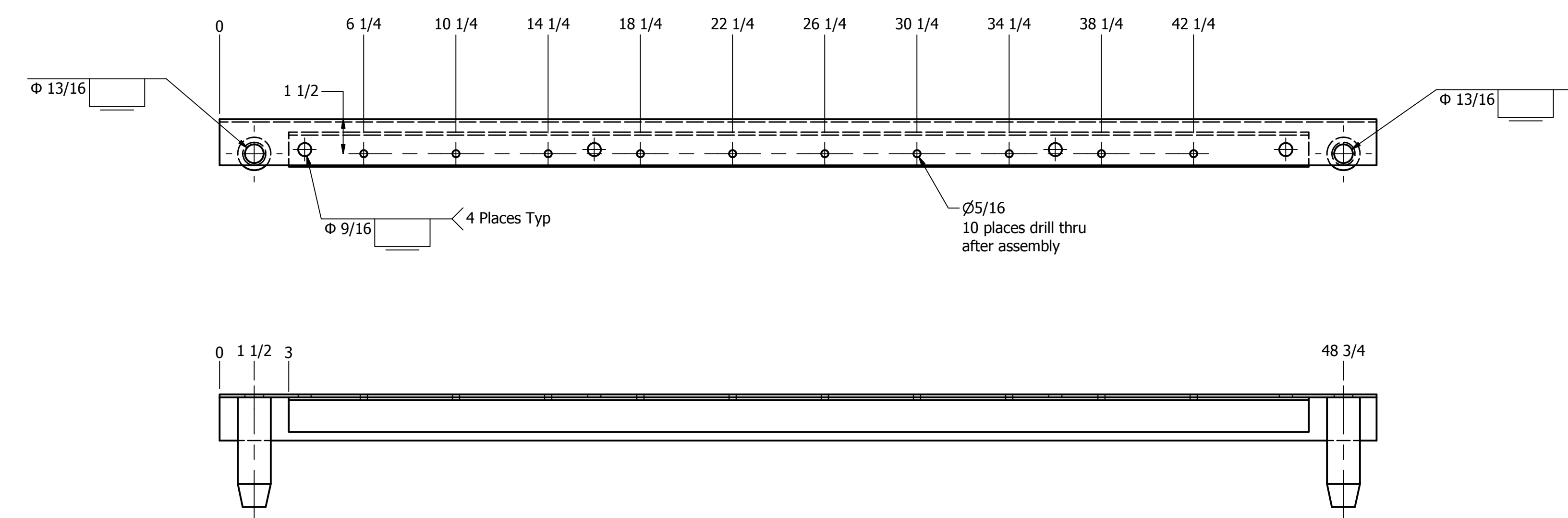
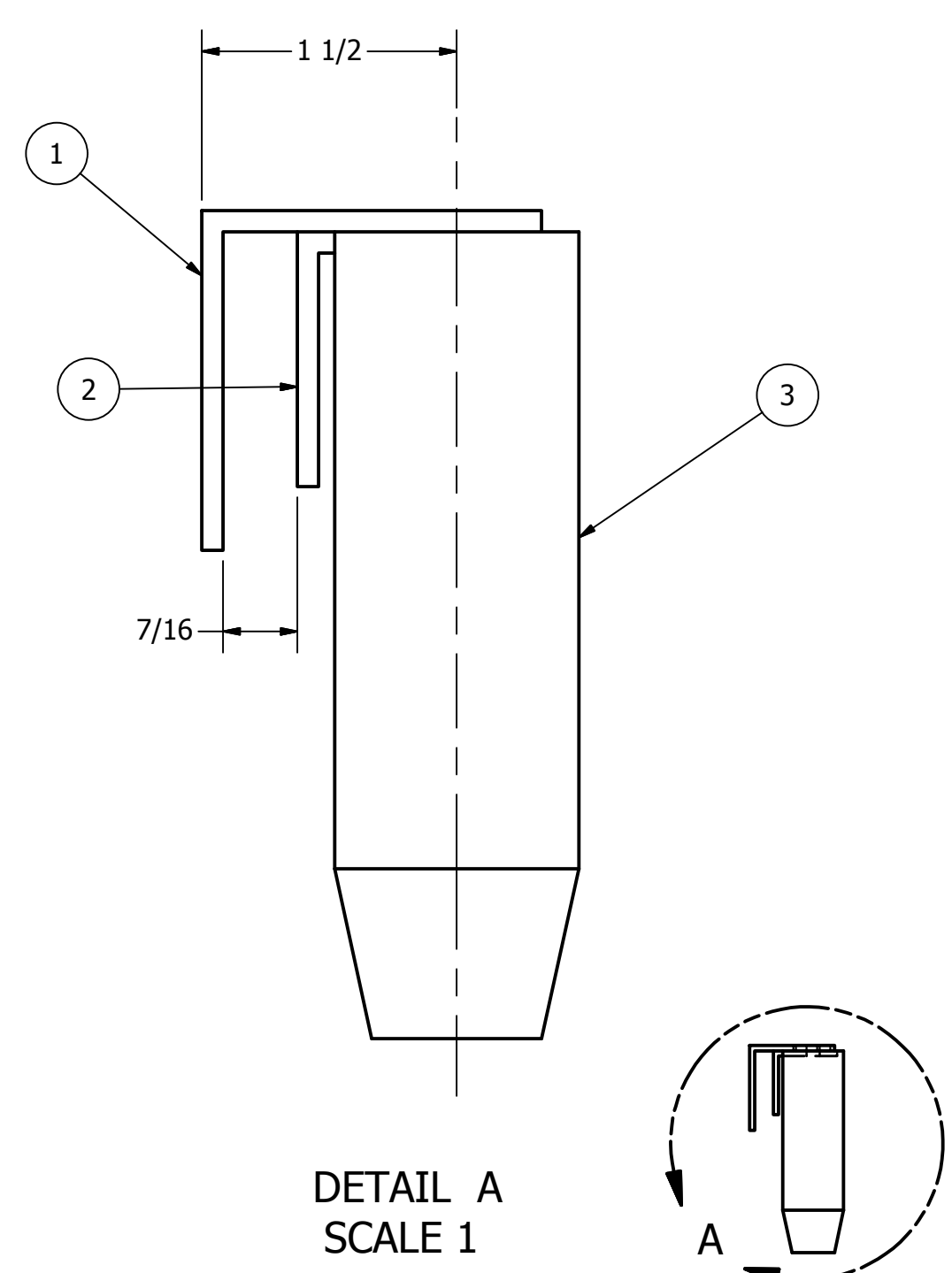
Resources		
Resource	Description	Length
1	2"x2"x1/8" SQ Corner 6063 Alum Angle	51"
2	1 7/16" 6061 Alum Round Stock	10"
3	1 1/2"x1 1/2"x1/8" 6061 Alum Angle	45"



ITEM: 2, FE-00007-02 Lower Rail
 RESOURCE: 3
 SCALE: 1/4




ITEM: 3, FE-00007-03 Connecting Pin
 RESOURCE: 2
 SCALE: FULL



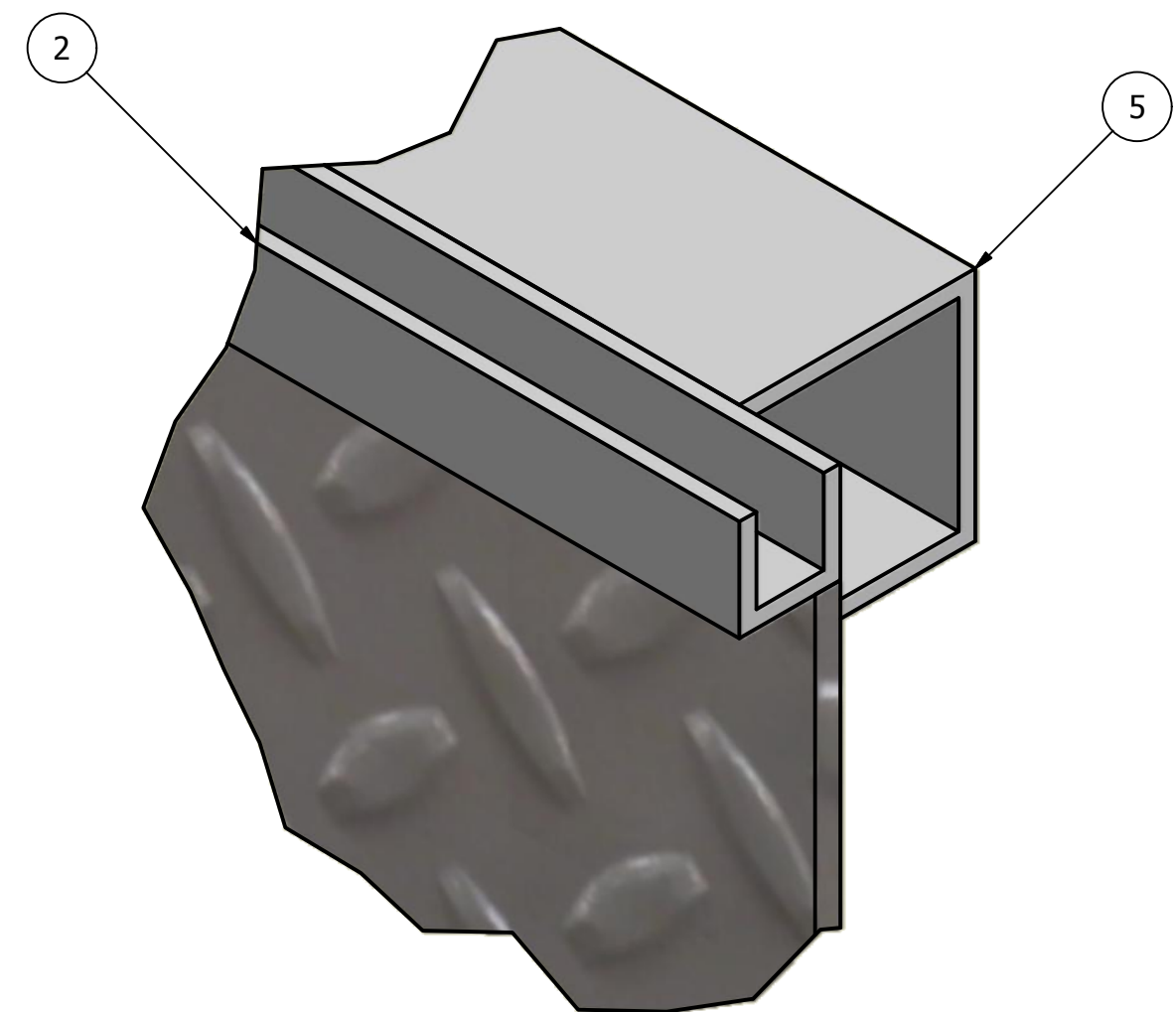
Notes:
 1. Remove all sharp edges and burrs

FE-00007 Field Top Rail Parts List			
ITEM	QTY	PART NUMBER	DESCRIPTION
1	1	GE-09031-01	Upper Rail
2	1	GE-09031-02	Lower Rail
3	2	GE-09031-03	Connecting Pin

DRAWN dfoster	5/27/2008	FIRST 200 Bedford Street, Manchester, NH 03101 (603) 666-3906 -- FAX (603) 666-3907	
CHECKED dfoster	8/4/2008		
TOLERANCES: (INCHES)		TITLE	
FRAC.	+/- 1/32	Top Rail - Fueling Port	
.00	+/- .01	SIZE	DWG NO
.000	+/- .005	D	GE-09031
ANGULAR	+/- .25 Deg.	SCALE	SHEET 1 OF 1



Right Side
Version Shown



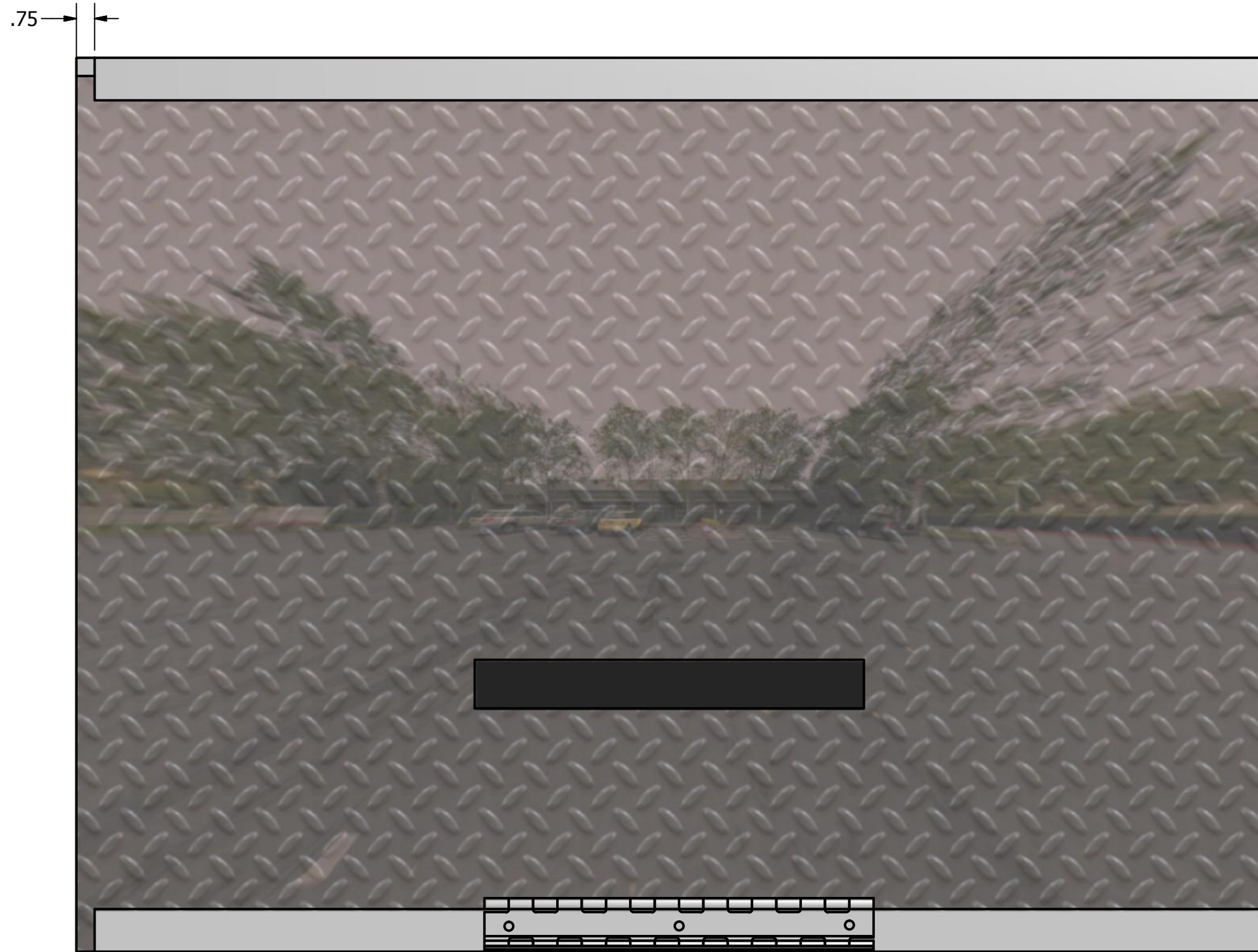
DETAIL A
SCALE 1 : 1

Resources		
Resource	Material	Quantity
1	3/16" Thick Diamond Plate	As Required
2	1-3/4" SQ 6063 Aluminum Tubing 1/8" thick wall	96 inches [243.8 cm]
3	3/4" x 3/4" 6063 Aluminum U-Channel, 1/8" thick wall	49.5 inches [125.7 cm]
4	1/8" thick 6061 Aluminum Sheet	As Required
5	Hinge Aluminum 3" x .09", 1/4" Pin	32 inches [81.3 cm]
6	2" Black Velcro Hook	32 inches [81.3 cm]
7	2" x 16" Black Velcro Loop	16 Inches [40.6 cm]


PARTS LIST			
ITEM	QTY	PART NUMBER	DESCRIPTION
1	1	GE-11041-01	Main Plate
2	1	GE-11041-02	Glass Holder
3	1	GE-11041-04	Foot Plate
5	2	GE-11041-03	Top & Bottom Braces
9	1	GE-11041-05	Hinge, Stop Plate

DRAWN mcyr	9/30/2010	FIRST 200 Bedford Street, Manchester, NH 03101 (603) 666-3906 -- FAX (603) 666-3907		
CHECKED				
UNLESS OTHERWISE SPECIFIED TOLERANCES: (INCHES)		TITLE Modified End Panel, Corner		
FRAC.	+/- 1/32	SIZE	DWG NO	REV
.00	+/- .01	C	GE-11041	
.000	+/- .005	SCALE		
ANGULAR	+/- .25 Deg.		SHEET 1 OF 8	

**RIGHT SIDE
VERSION**

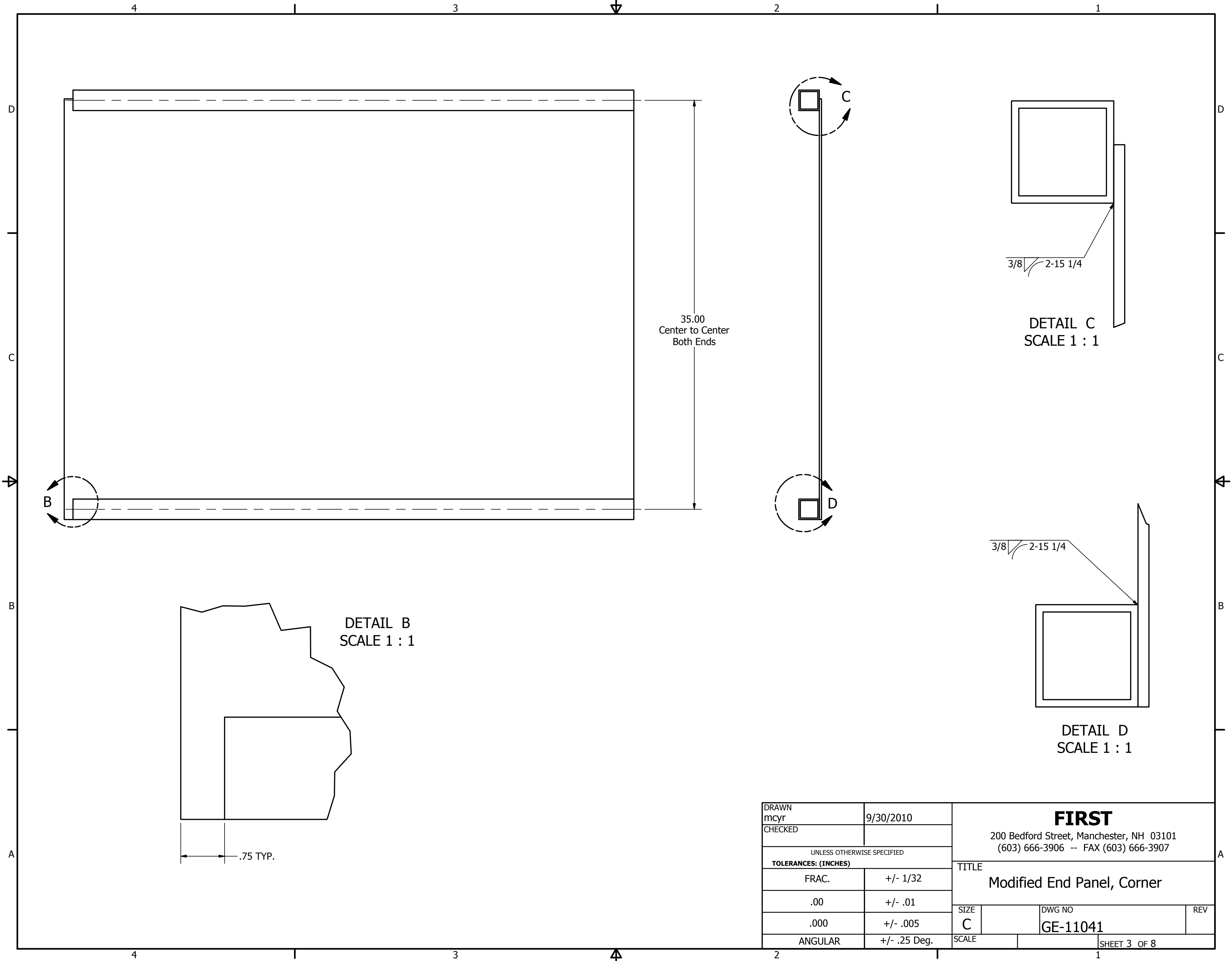


**LEFT SIDE
VERSION**



**The right side version is shown
throughout the rest of the drawing**

DRAWN mcyr	9/30/2010	FIRST 200 Bedford Street, Manchester, NH 03101 (603) 666-3906 -- FAX (603) 666-3907		
CHECKED				
UNLESS OTHERWISE SPECIFIED TOLERANCES: (INCHES)		TITLE Modified End Panel, Corner		
FRAC.	+/- 1/32	SIZE	DWG NO	REV
.00	+/- .01	C	GE-11041	
.000	+/- .005			
ANGULAR	+/- .25 Deg.	SCALE	SHEET 2 OF 8	



35.00
Center to Center
Both Ends

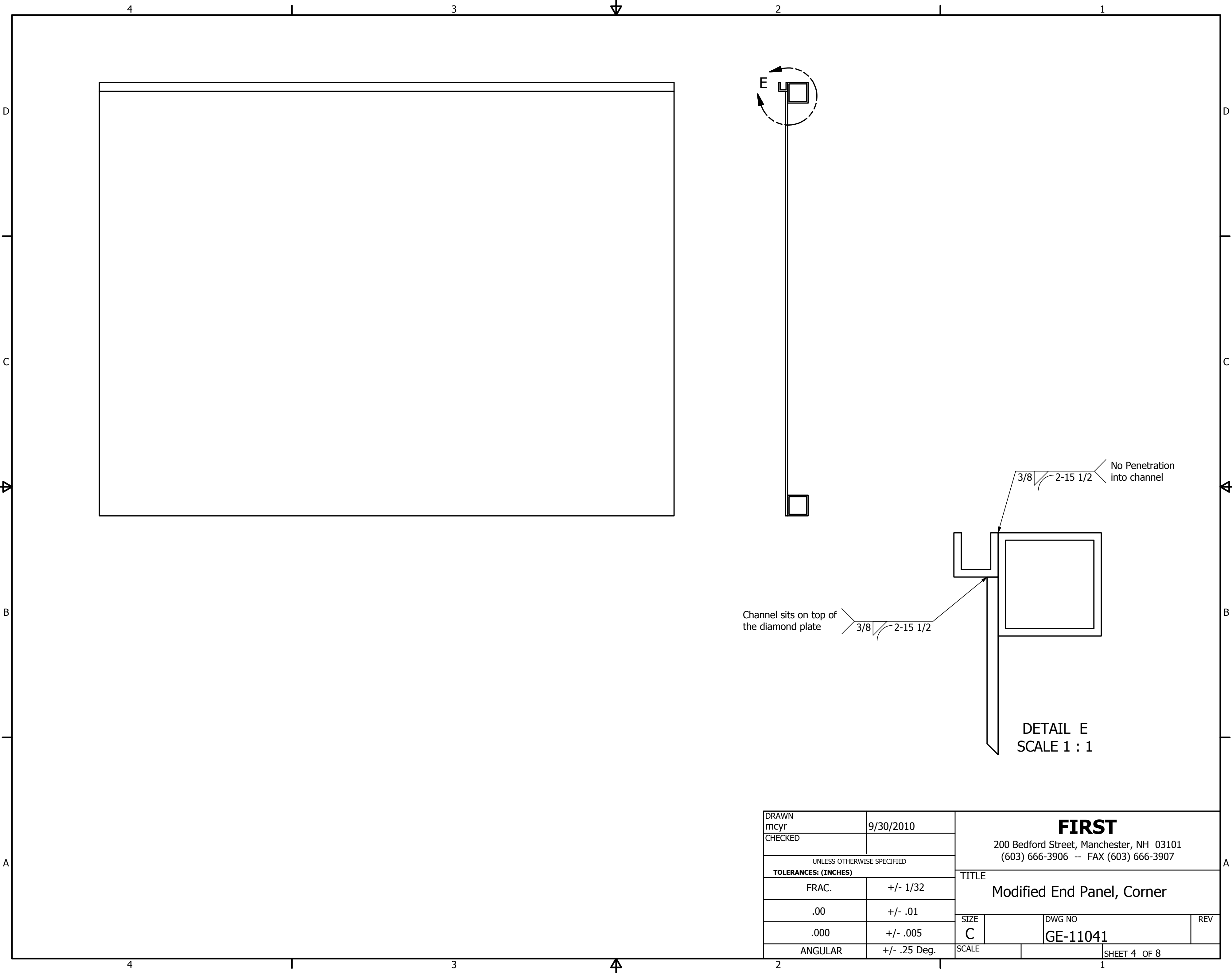
DETAIL B
SCALE 1 : 1

.75 TYP.

DETAIL C
SCALE 1 : 1

DETAIL D
SCALE 1 : 1

DRAWN mcyr	9/30/2010	FIRST 200 Bedford Street, Manchester, NH 03101 (603) 666-3906 -- FAX (603) 666-3907		
CHECKED				
UNLESS OTHERWISE SPECIFIED TOLERANCES: (INCHES)		TITLE Modified End Panel, Corner		
FRAC.	+/- 1/32	SIZE	DWG NO	REV
.00	+/- .01	C	GE-11041	
.000	+/- .005	SCALE	SHEET 3 OF 8	
ANGULAR	+/- .25 Deg.			

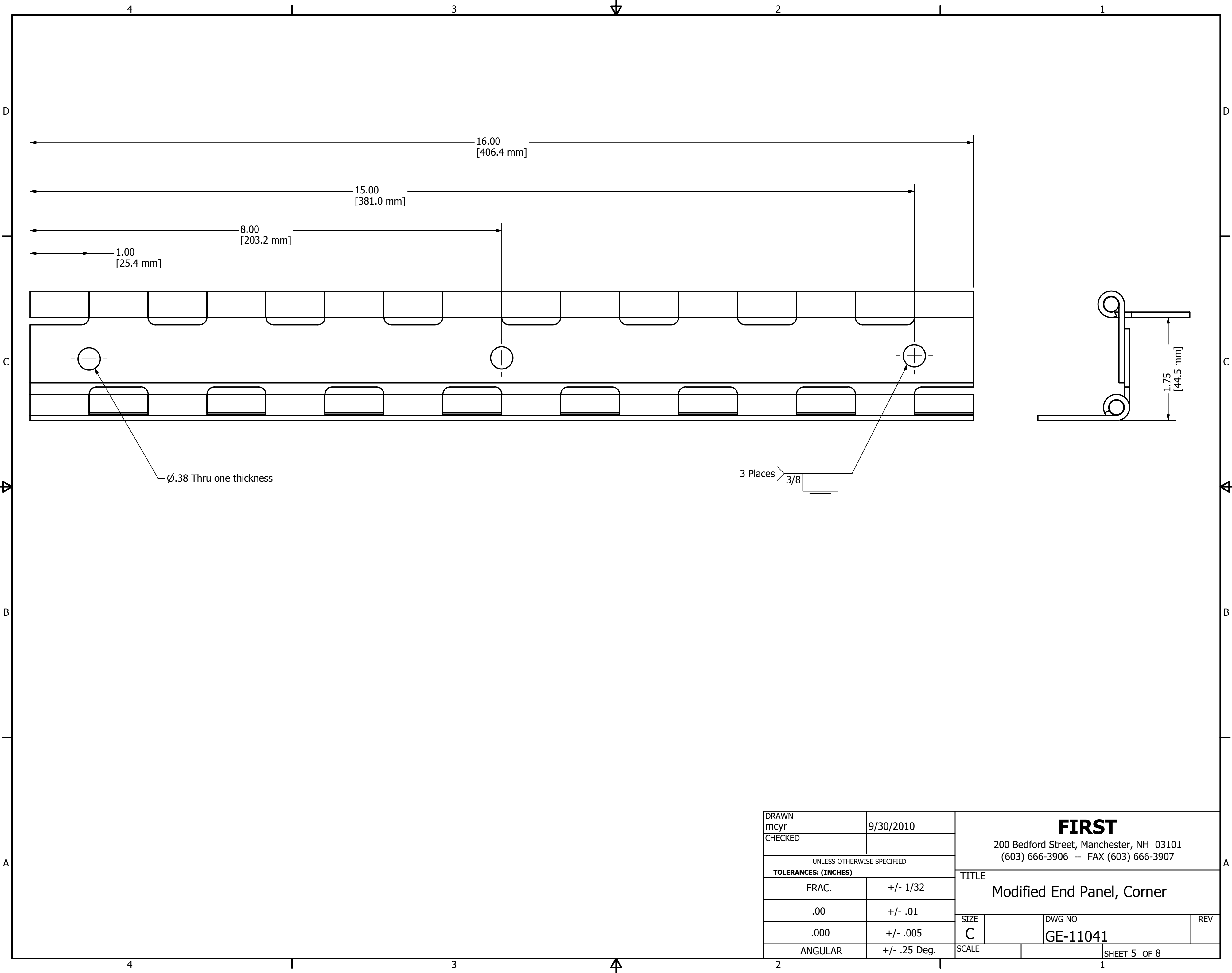


Channel sits on top of the diamond plate

No Penetration into channel

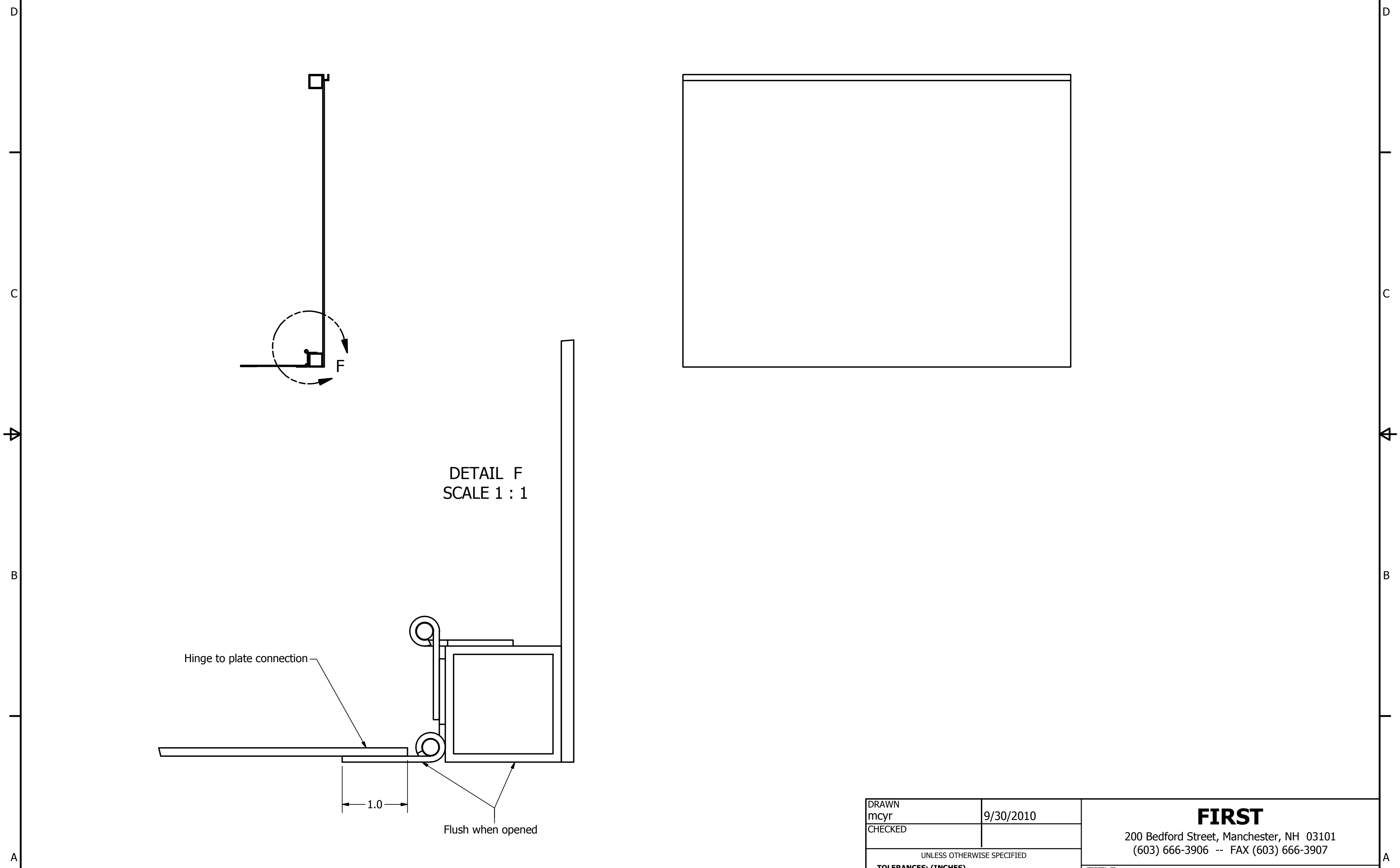
DETAIL E
SCALE 1 : 1

DRAWN mcyr	9/30/2010	FIRST 200 Bedford Street, Manchester, NH 03101 (603) 666-3906 -- FAX (603) 666-3907		
CHECKED				
UNLESS OTHERWISE SPECIFIED TOLERANCES: (INCHES)		TITLE		
FRAC.	+/- 1/32	Modified End Panel, Corner		
.00	+/- .01	SIZE	DWG NO	REV
.000	+/- .005	C	GE-11041	
ANGULAR	+/- .25 Deg.	SCALE	SHEET 4 OF 8	



DRAWN mcyr	9/30/2010	FIRST 200 Bedford Street, Manchester, NH 03101 (603) 666-3906 -- FAX (603) 666-3907		
CHECKED				
UNLESS OTHERWISE SPECIFIED		TITLE		
TOLERANCES: (INCHES)		Modified End Panel, Corner		
FRAC.	+/- 1/32	SIZE	DWG NO	REV
.00	+/- .01	C	GE-11041	
.000	+/- .005	SCALE	SHEET 5 OF 8	
ANGULAR	+/- .25 Deg.			

4 3 2 1



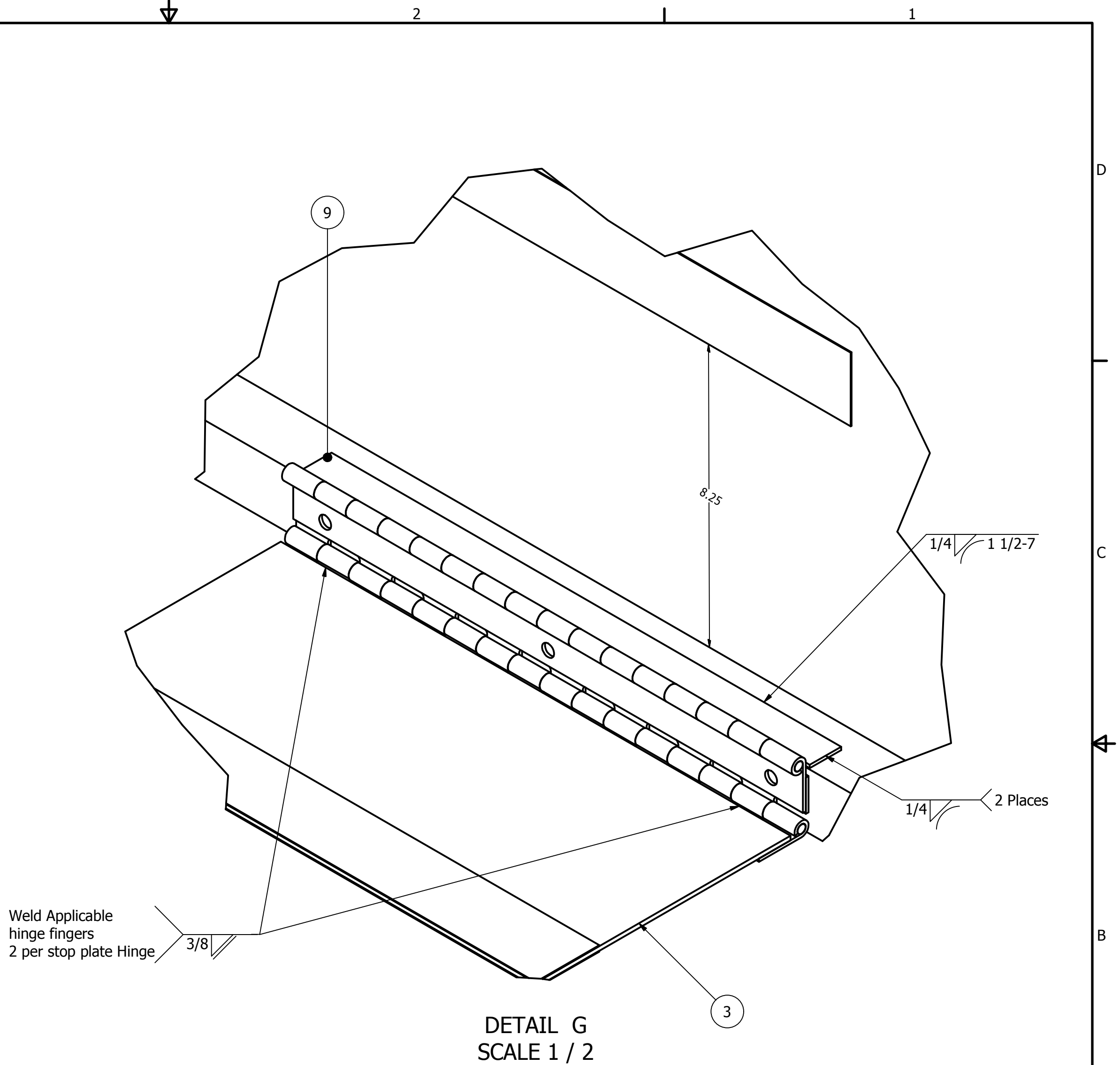
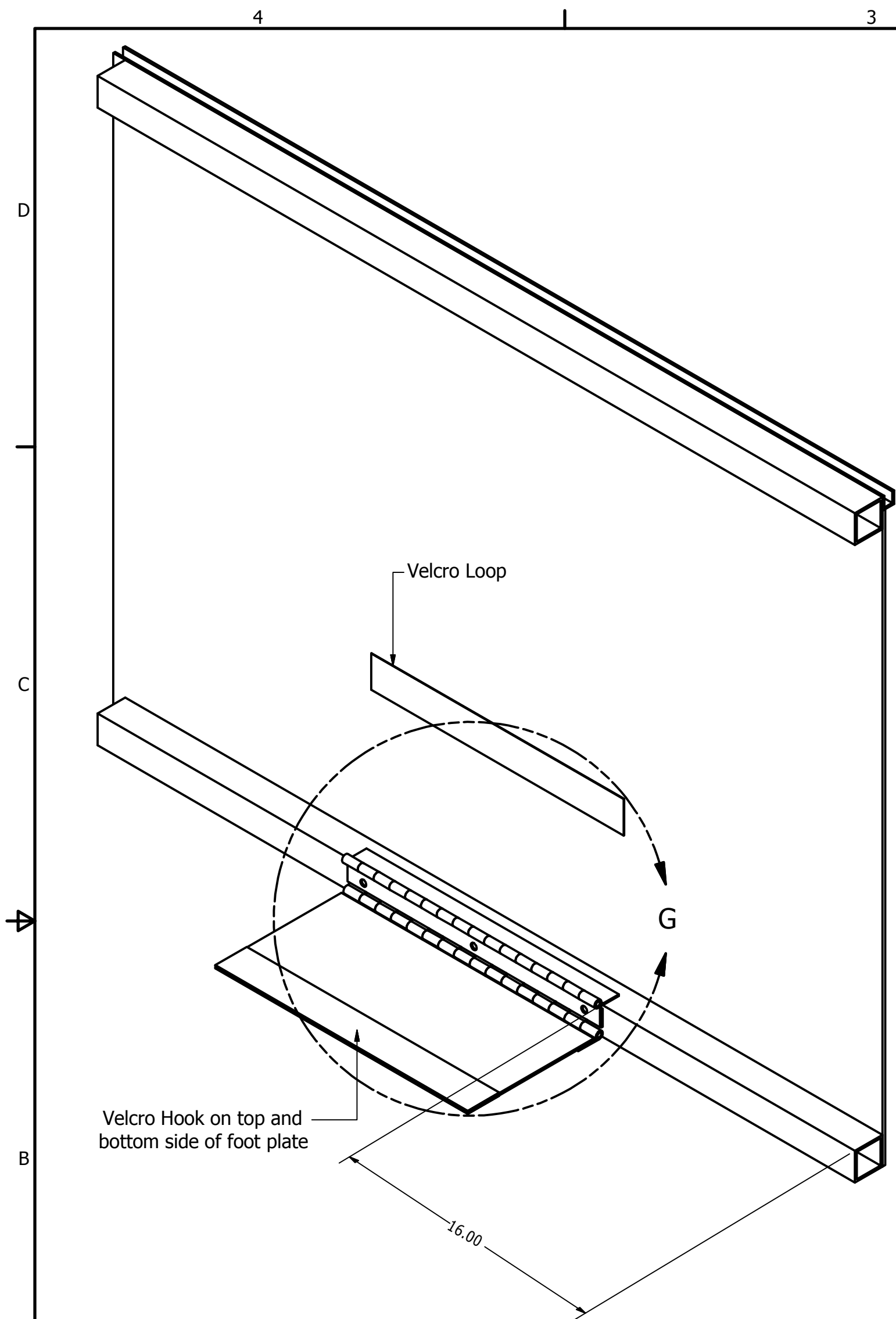
Hinge to plate connection

1.0

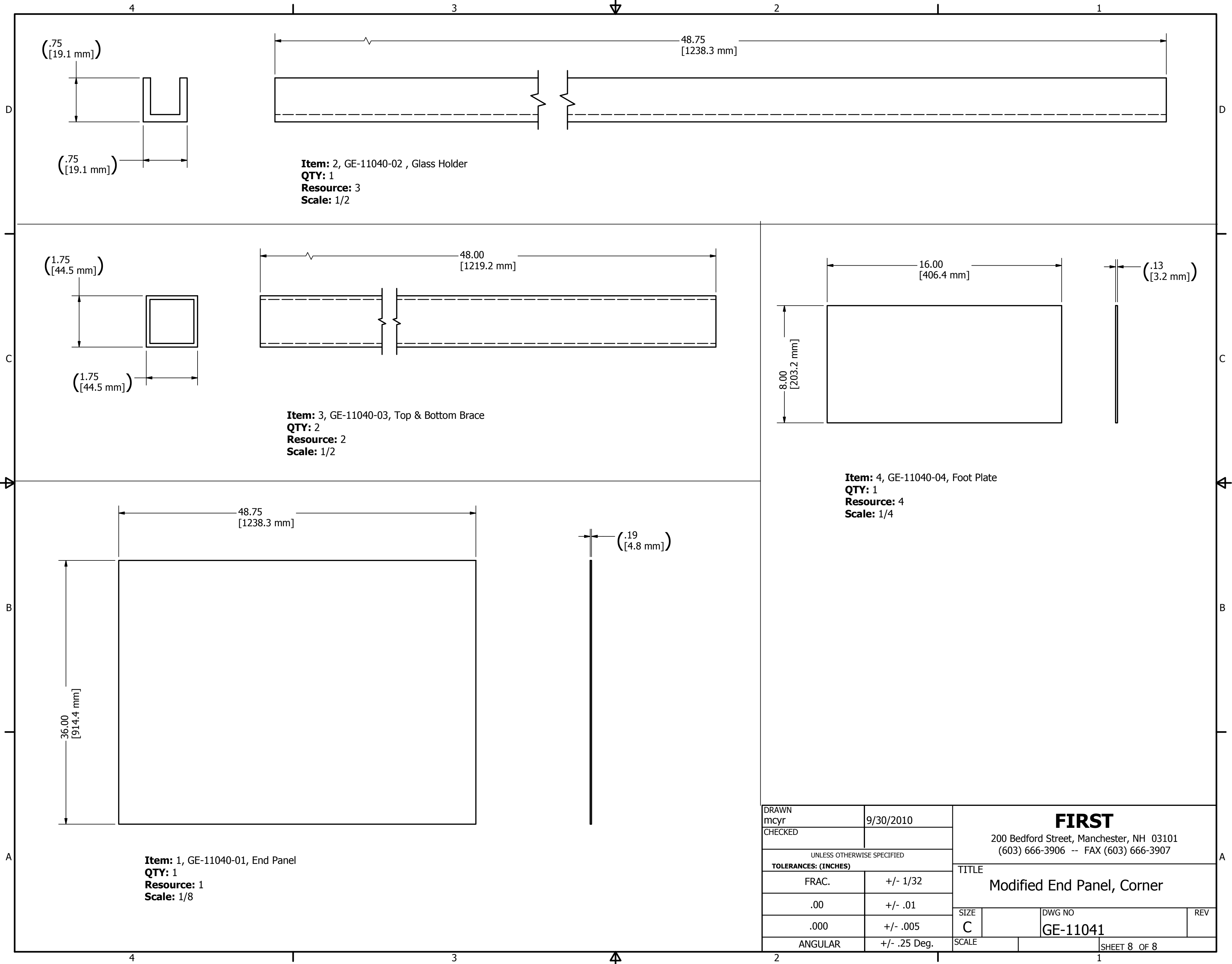
Flush when opened

DETAIL F
SCALE 1 : 1

DRAWN mcyr	9/30/2010	FIRST 200 Bedford Street, Manchester, NH 03101 (603) 666-3906 -- FAX (603) 666-3907		
CHECKED				
UNLESS OTHERWISE SPECIFIED		TITLE		
TOLERANCES: (INCHES)		Modified End Panel, Corner		
FRAC.	+/- 1/32	SIZE	DWG NO	REV
.00	+/- .01	C	GE-11041	
.000	+/- .005	SCALE	SHEET 6 OF 8	
ANGULAR	+/- .25 Deg.			



DRAWN mcyr	9/30/2010	FIRST 200 Bedford Street, Manchester, NH 03101 (603) 666-3906 -- FAX (603) 666-3907		
CHECKED				
UNLESS OTHERWISE SPECIFIED TOLERANCES: (INCHES)		TITLE Modified End Panel, Corner		
FRAC.	+/- 1/32	SIZE	DWG NO	REV
.00	+/- .01	C	GE-11041	
.000	+/- .005			
ANGULAR	+/- .25 Deg.	SCALE	SHEET 7 OF 8	



Item: 2, GE-11040-02 , Glass Holder
QTY: 1
Resource: 3
Scale: 1/2

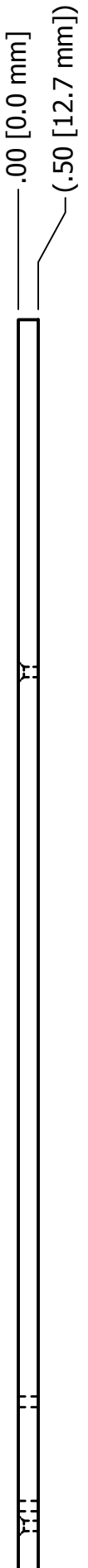
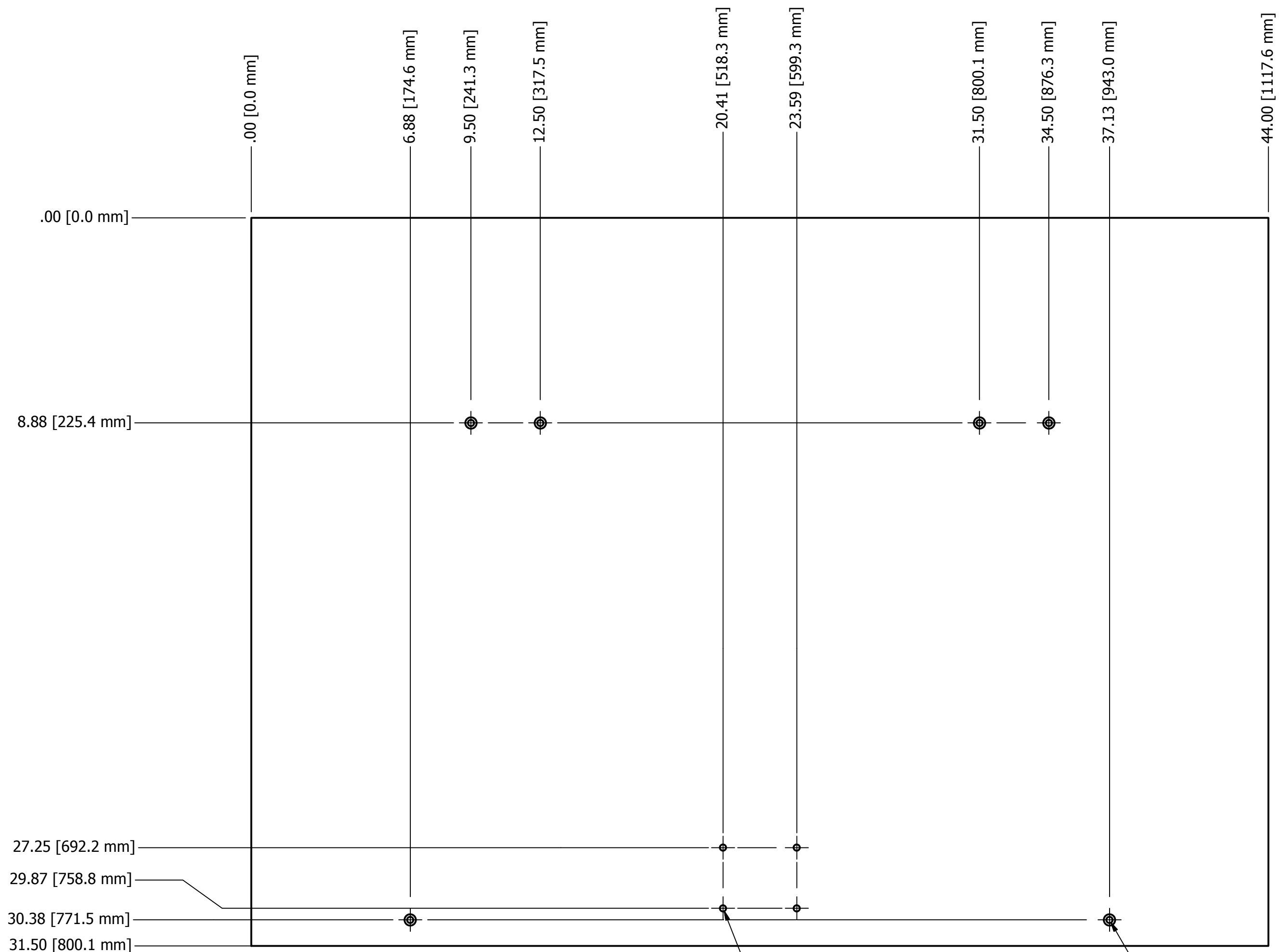
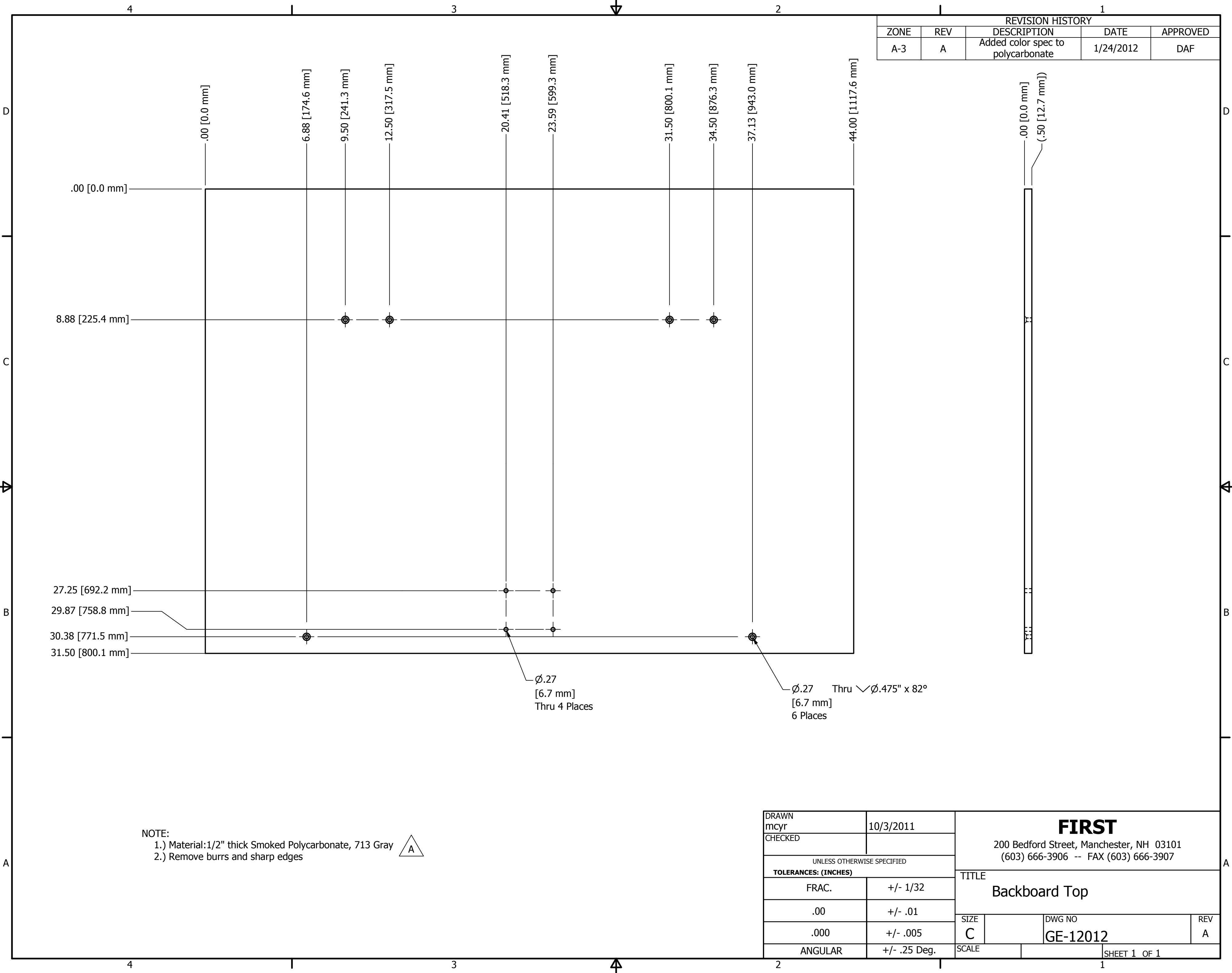
Item: 3, GE-11040-03, Top & Bottom Brace
QTY: 2
Resource: 2
Scale: 1/2

Item: 4, GE-11040-04, Foot Plate
QTY: 1
Resource: 4
Scale: 1/4

Item: 1, GE-11040-01, End Panel
QTY: 1
Resource: 1
Scale: 1/8

DRAWN mcyr		9/30/2010		FIRST 200 Bedford Street, Manchester, NH 03101 (603) 666-3906 -- FAX (603) 666-3907	
CHECKED					
UNLESS OTHERWISE SPECIFIED TOLERANCES: (INCHES)				TITLE	
FRAC.				Modified End Panel, Corner	
.00				SIZE	DWG NO
.000				C	GE-11041
ANGULAR				SCALE	REV
				SHEET 8 OF 8	


REVISION HISTORY				
ZONE	REV	DESCRIPTION	DATE	APPROVED
A-3	A	Added color spec to polycarbonate	1/24/2012	DAF



NOTE:
 1.) Material: 1/2" thick Smoked Polycarbonate, 713 Gray A
 2.) Remove burrs and sharp edges

DRAWN mcyr	10/3/2011	FIRST 200 Bedford Street, Manchester, NH 03101 (603) 666-3906 -- FAX (603) 666-3907		
CHECKED				
UNLESS OTHERWISE SPECIFIED		TITLE Backboard Top		
TOLERANCES: (INCHES)				
FRAC.	+/- 1/32	SIZE	DWG NO	
.00	+/- .01	C	GE-12012	
.000	+/- .005	SCALE	REV	
ANGULAR	+/- .25 Deg.		A	
			SHEET 1 OF 1	

REVISION HISTORY				
ZONE	REV	DESCRIPTION	DATE	APPROVED
A-4	A	Added tensioning instruction for replacement spring	1/16/2012	DAF



Manufacturer: Huffy Spaulding
 Model: 7800s
 Description: Huffy 7800 "Slam Jam" breakaway basketball rim
 Retailers: www.amazon.com
www.sears.com
www.competitiveedgeproducts.com

Vendor: McMaster-Carr
 Part Number: 9573K68
 Description: Chrome-Silicon Steel Die Spring, 1.25" OD, 2.5" Long, 180 lb Load
 Retailer: www.mcmaster.com

Notes:

1. Remove stock net. It will not be used for competitions. It is fine for practice, but the length may not be compatible for the rest of the field components.
2. Remove stock spring from the backboard and replace with the specified spring from McMaster. Once again, the stock spring is probably good enough for practice, but the McMaster spring has more give to it.
3. Once the stock spring has been replaced, tighten the nut holding the spring in place until the end of the bolt is flush to the outside surface of the nut.



DRAWN dfoster	11/22/2011	200 Bedford Street, Manchester, NH 03101 (603) 666-3906 -- FAX (603) 666-3907		
CHECKED				
UNLESS OTHERWISE SPECIFIED		TITLE		
TOLERANCES: (INCHES)		Basketball Hoop		
FRAC.	+/- 1/32	SIZE	DWG NO	REV
.00	+/- .01	B	GE-12013	A
.000	+/- .005	SCALE	SHEET 1 OF 1	
ANGULAR	+/- .25 Deg.			

Manufacturer: Lifetime

Description: Lifetime Basket Ball Net, 120 gram. White.

Part Number: #0790

Sold at:

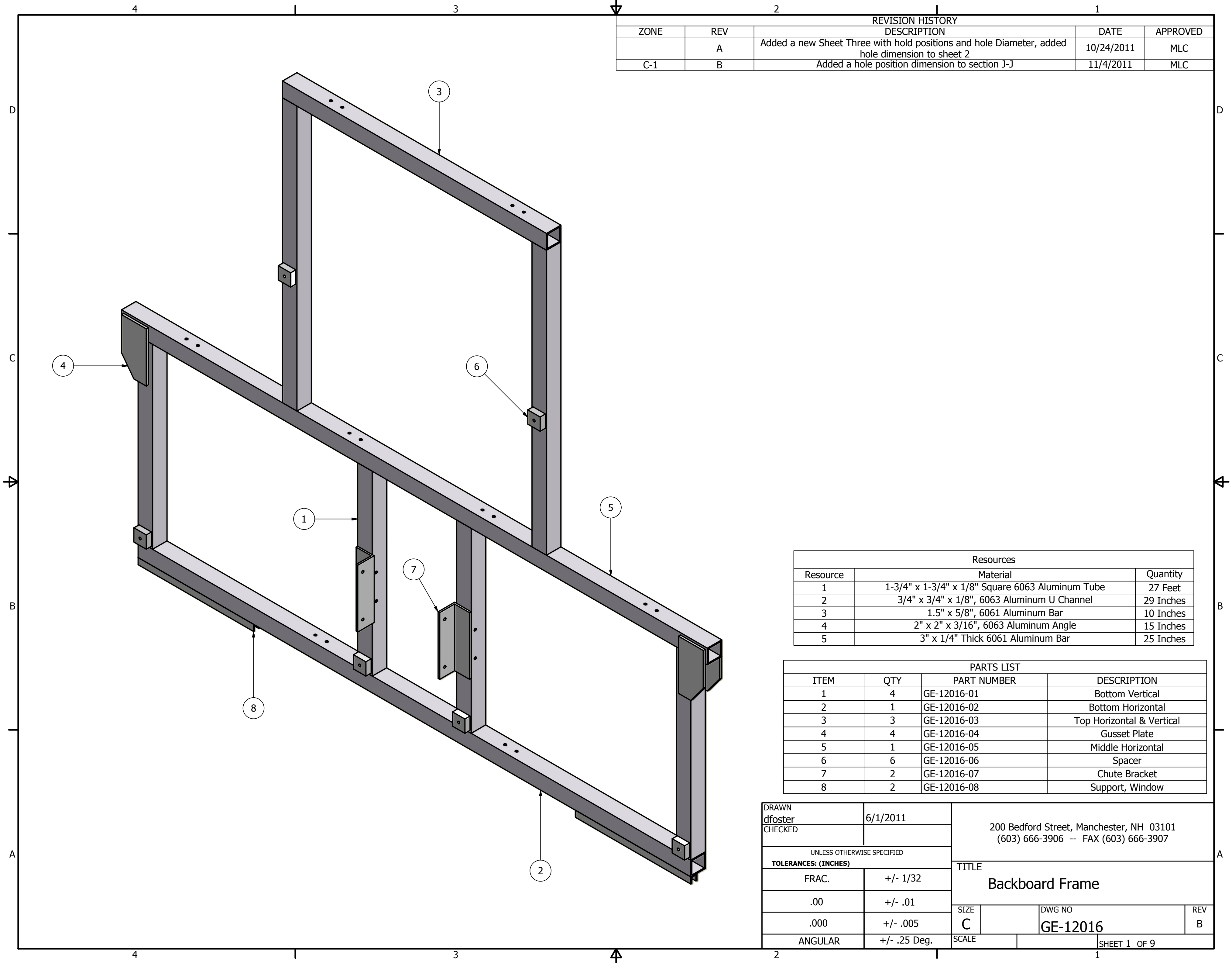
www.buylifetime.com

www.competitiveedgeproducts.com

www.farmandfleet.com

DRAWN dfoster	11/28/2011	FIRST 200 Bedford Street, Manchester, NH 03101 (603) 666-3906 -- FAX (603) 666-3907		
CHECKED				
UNLESS OTHERWISE SPECIFIED		TITLE		
TOLERANCES: (INCHES)		Basketball Net		
FRAC.	+/- 1/32	SIZE	DWG NO	REV
.00	+/- .01	B	GE-12014	
.000	+/- .005	SCALE		
ANGULAR	+/- .25 Deg.			SHEET 1 OF 1

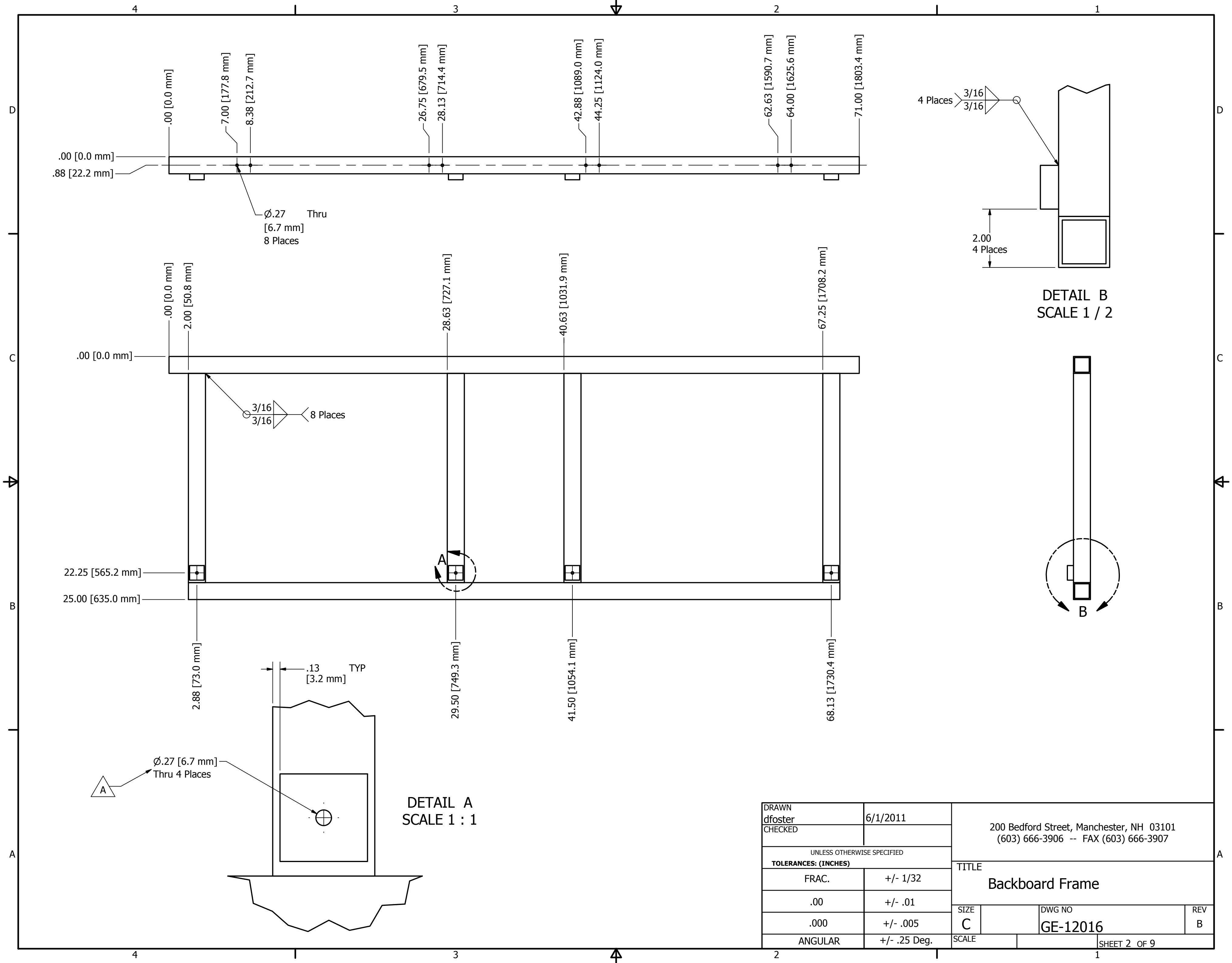
REVISION HISTORY				
ZONE	REV	DESCRIPTION	DATE	APPROVED
	A	Added a new Sheet Three with hold positions and hole Diameter, added hole dimension to sheet 2	10/24/2011	MLC
C-1	B	Added a hole position dimension to section J-J	11/4/2011	MLC



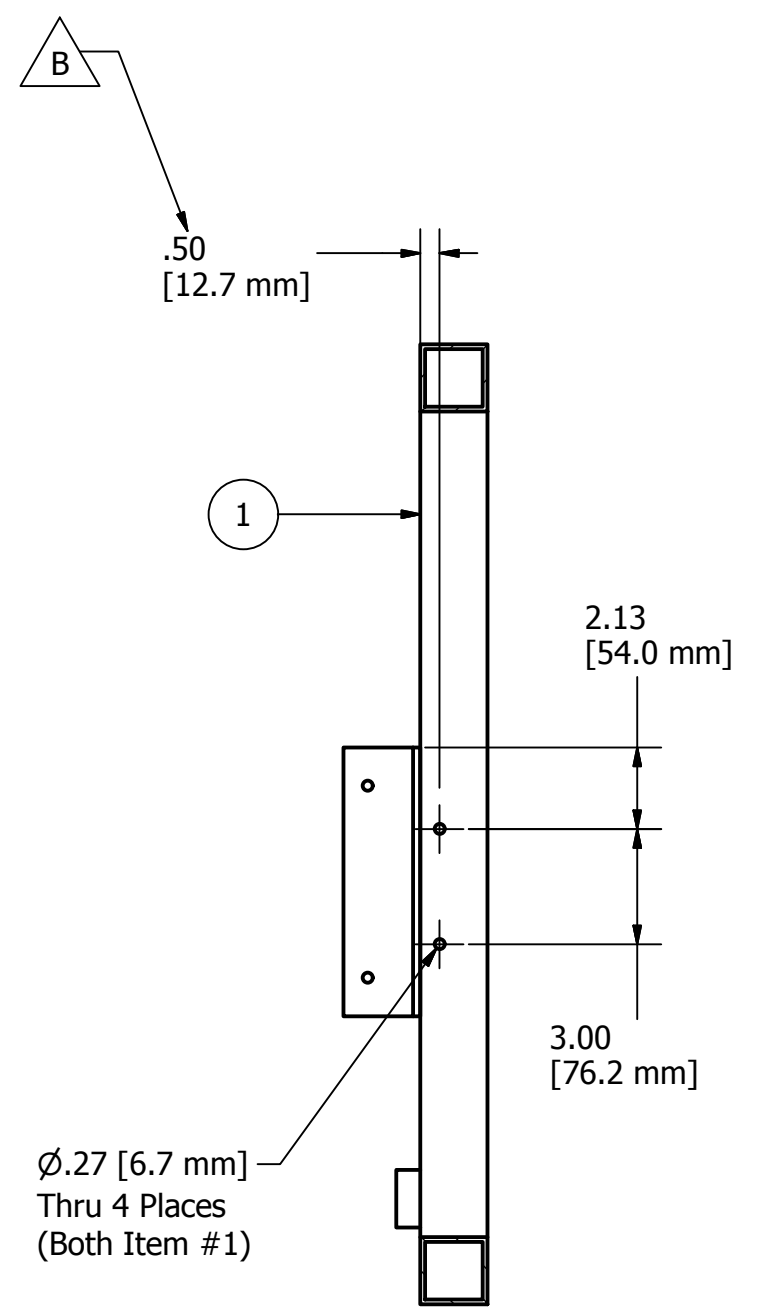
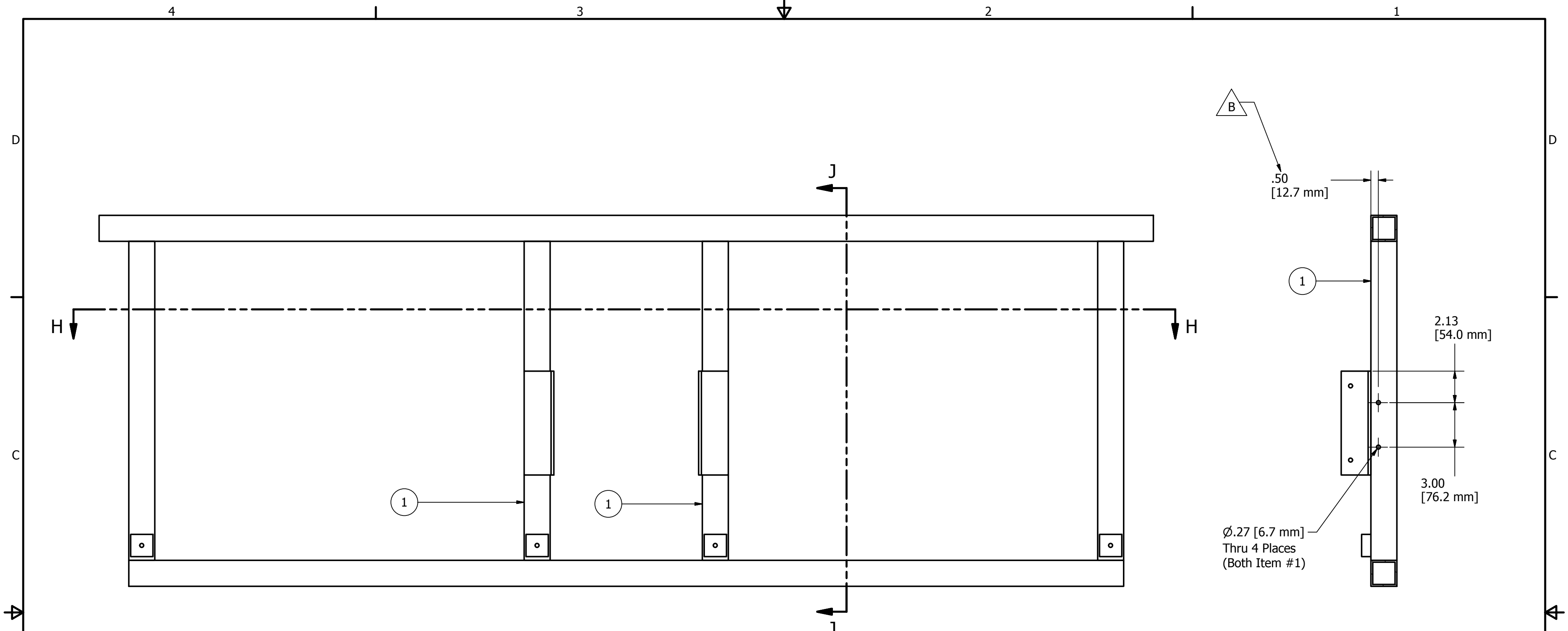
Resources		
Resource	Material	Quantity
1	1-3/4" x 1-3/4" x 1/8" Square 6063 Aluminum Tube	27 Feet
2	3/4" x 3/4" x 1/8", 6063 Aluminum U Channel	29 Inches
3	1.5" x 5/8", 6061 Aluminum Bar	10 Inches
4	2" x 2" x 3/16", 6063 Aluminum Angle	15 Inches
5	3" x 1/4" Thick 6061 Aluminum Bar	25 Inches

PARTS LIST			
ITEM	QTY	PART NUMBER	DESCRIPTION
1	4	GE-12016-01	Bottom Vertical
2	1	GE-12016-02	Bottom Horizontal
3	3	GE-12016-03	Top Horizontal & Vertical
4	4	GE-12016-04	Gusset Plate
5	1	GE-12016-05	Middle Horizontal
6	6	GE-12016-06	Spacer
7	2	GE-12016-07	Chute Bracket
8	2	GE-12016-08	Support, Window

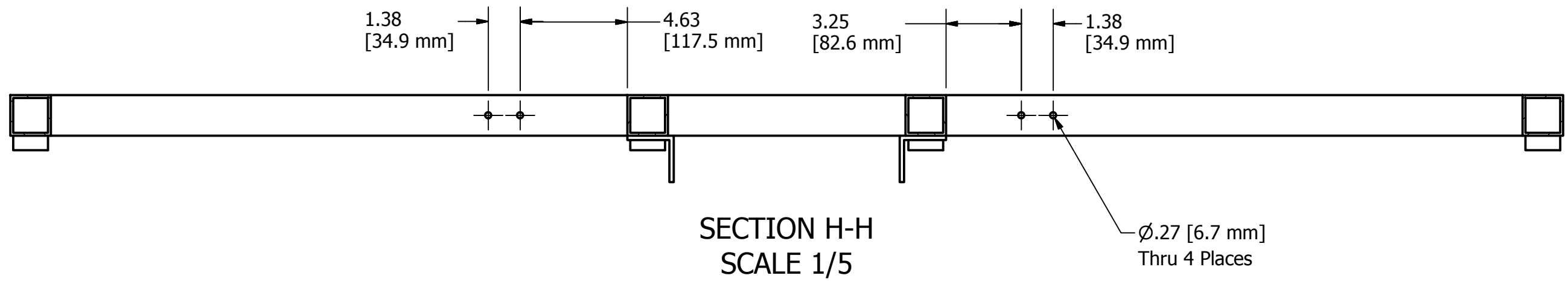
DRAWN dfoster	6/1/2011	200 Bedford Street, Manchester, NH 03101 (603) 666-3906 -- FAX (603) 666-3907		
CHECKED		TITLE Backboard Frame		
UNLESS OTHERWISE SPECIFIED TOLERANCES: (INCHES)		SIZE C	DWG NO GE-12016	REV B
FRAC.	+/- 1/32	SCALE	SHEET 1 OF 9	
.00	+/- .01			
.000	+/- .005			
ANGULAR	+/- .25 Deg.			



DRAWN dfoster	6/1/2011	200 Bedford Street, Manchester, NH 03101 (603) 666-3906 -- FAX (603) 666-3907		
CHECKED		TITLE Backboard Frame		
UNLESS OTHERWISE SPECIFIED TOLERANCES: (INCHES)		SIZE C	DWG NO GE-12016	REV B
FRAC.	+/- 1/32	SCALE	SHEET 2 OF 9	
.00	+/- .01			
.000	+/- .005			
ANGULAR	+/- .25 Deg.			

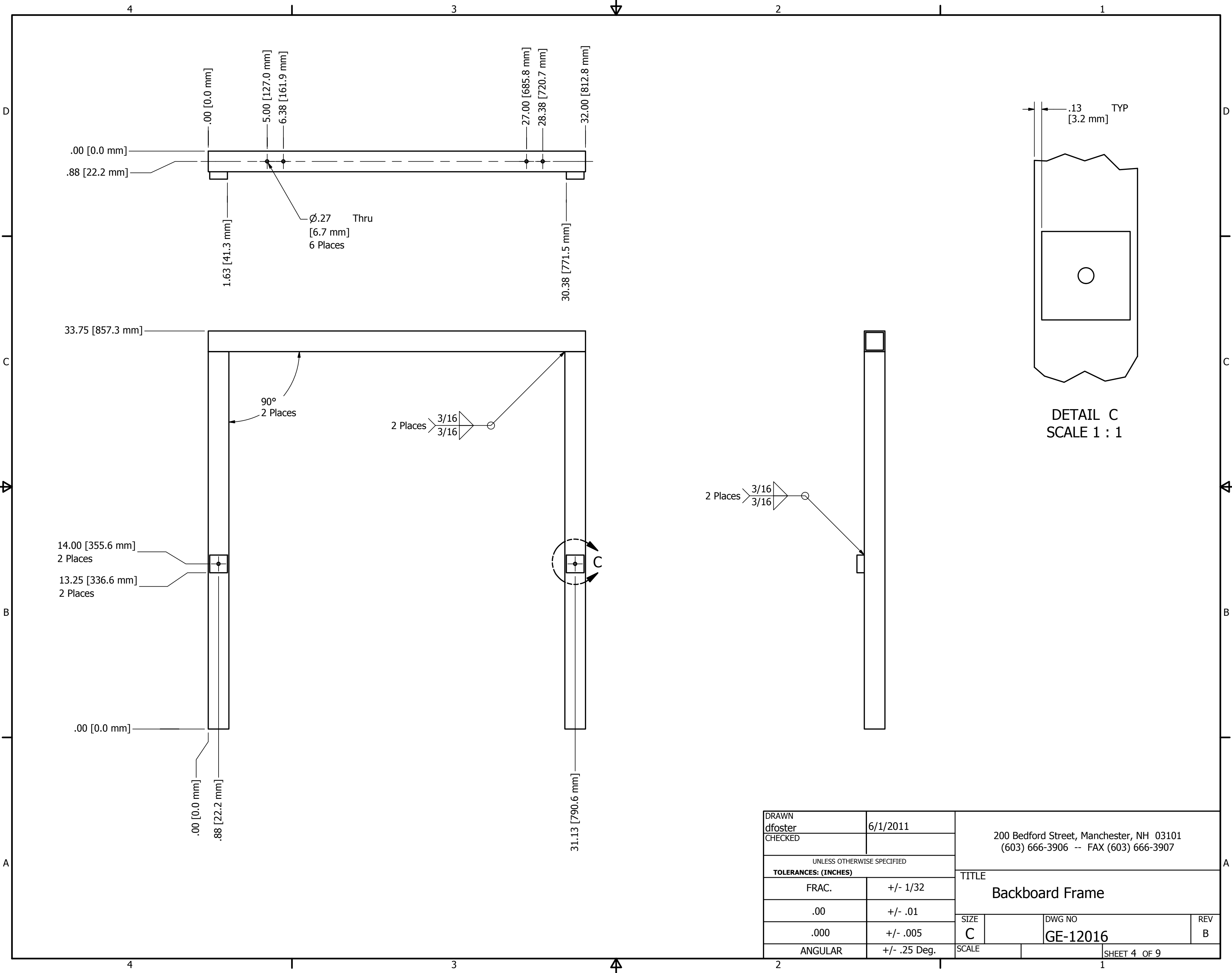


SECTION J-J
SCALE 1/5

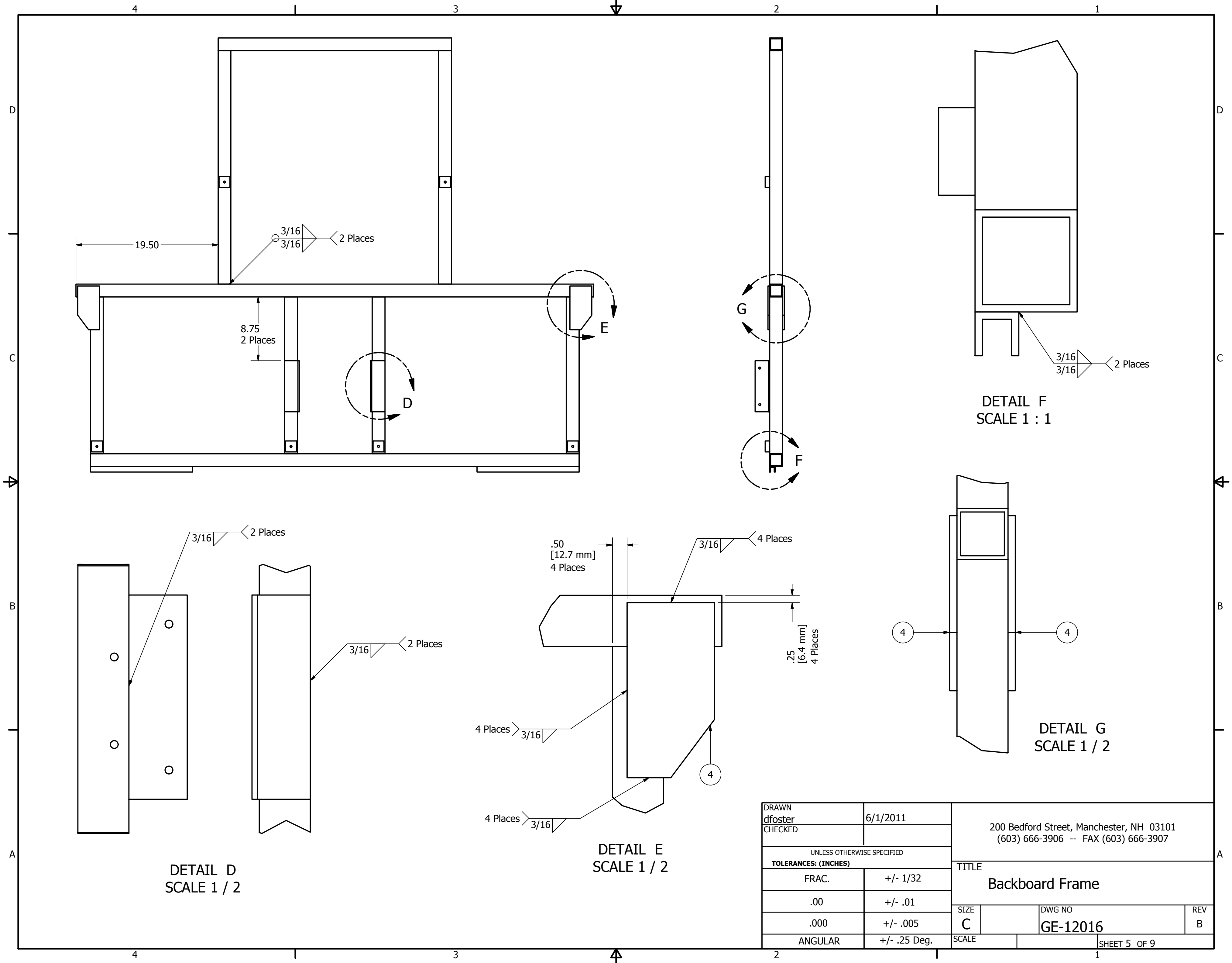


SECTION H-H
SCALE 1/5

DRAWN dfoster		6/1/2011		200 Bedford Street, Manchester, NH 03101 (603) 666-3906 -- FAX (603) 666-3907	
CHECKED					
UNLESS OTHERWISE SPECIFIED TOLERANCES: (INCHES)				TITLE	
FRAC.	+/- 1/32		Backboard Frame		
.00	+/- .01				
.000	+/- .005		SIZE	DWG NO	REV
ANGULAR	+/- .25 Deg.		C	GE-12016	B
			SCALE	SHEET 3 OF 9	



DRAWN dfoster	6/1/2011	200 Bedford Street, Manchester, NH 03101 (603) 666-3906 -- FAX (603) 666-3907		
CHECKED				
UNLESS OTHERWISE SPECIFIED TOLERANCES: (INCHES)		TITLE Backboard Frame		
FRAC.	+/- 1/32	SIZE	DWG NO	REV
.00	+/- .01	C	GE-12016	B
.000	+/- .005	SCALE	SHEET 4 OF 9	
ANGULAR	+/- .25 Deg.			



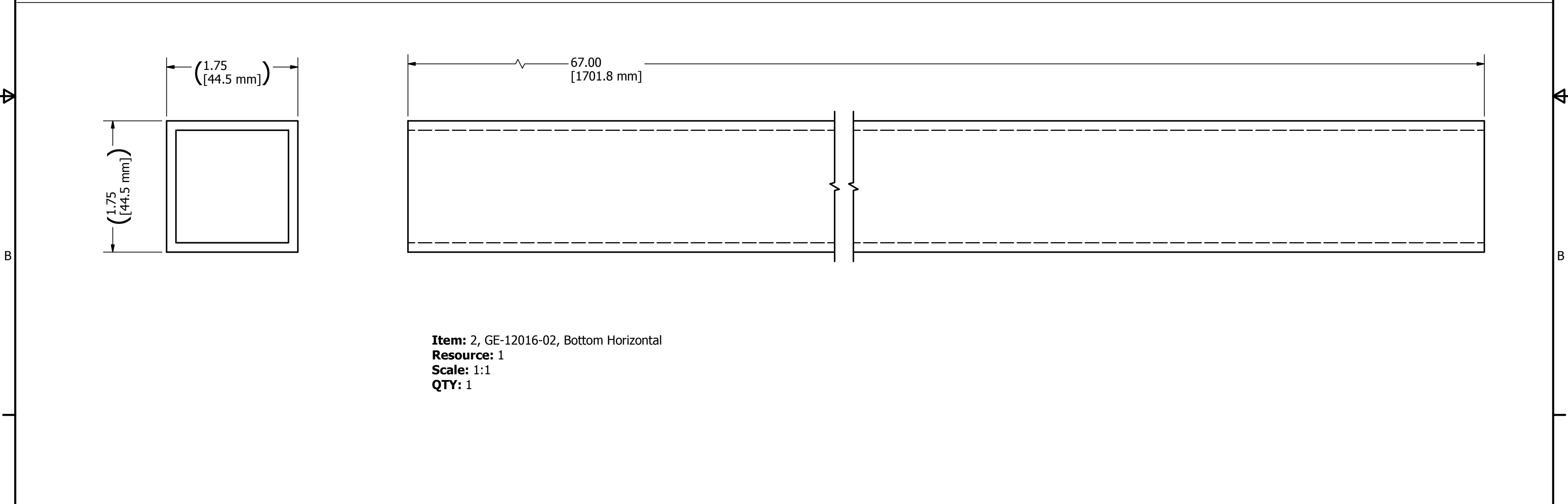
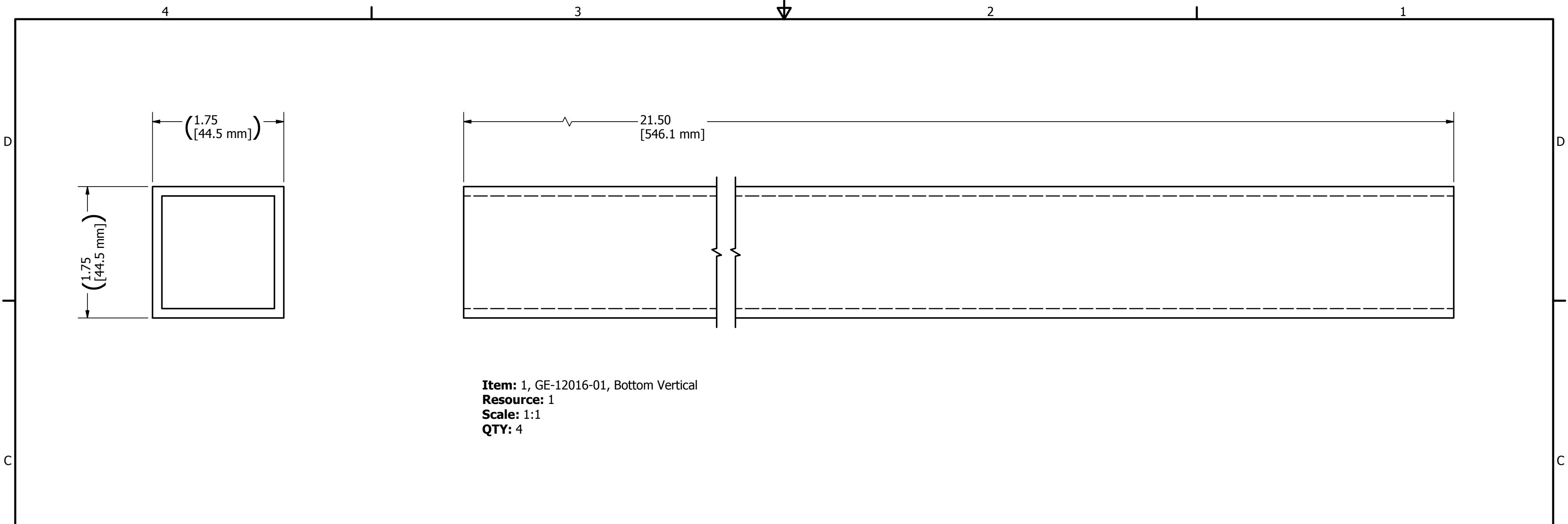
DETAIL D
SCALE 1 / 2

DETAIL E
SCALE 1 / 2

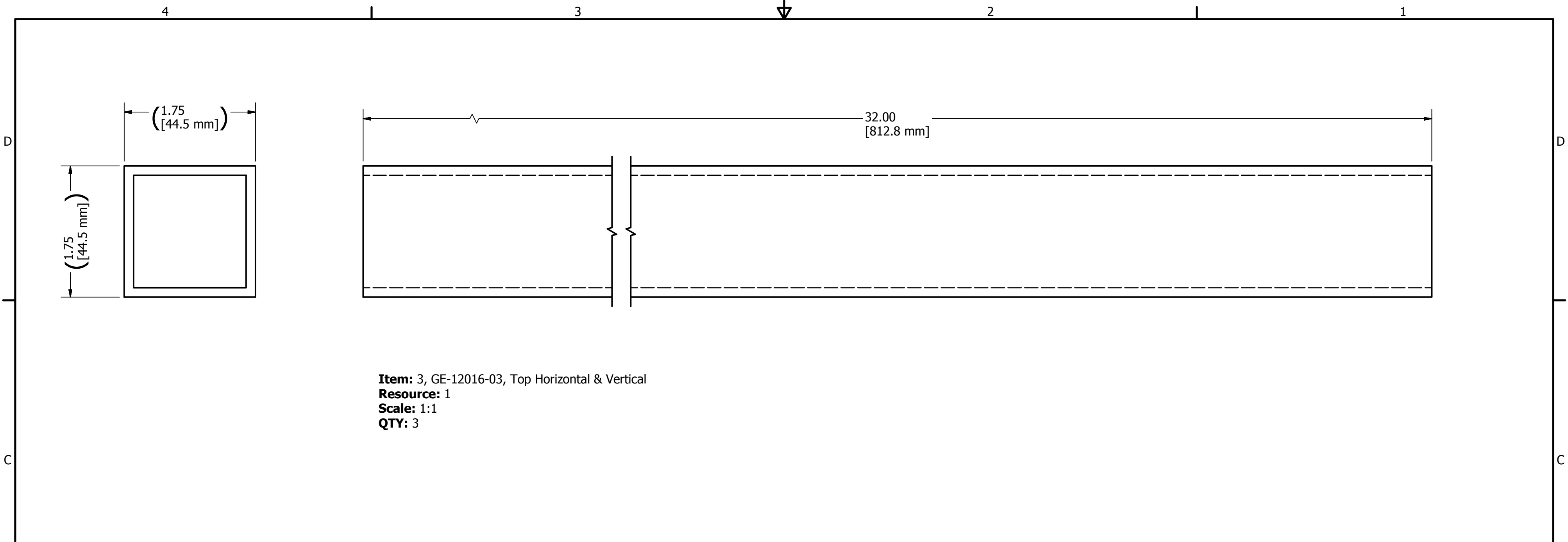
DETAIL F
SCALE 1 : 1

DETAIL G
SCALE 1 / 2

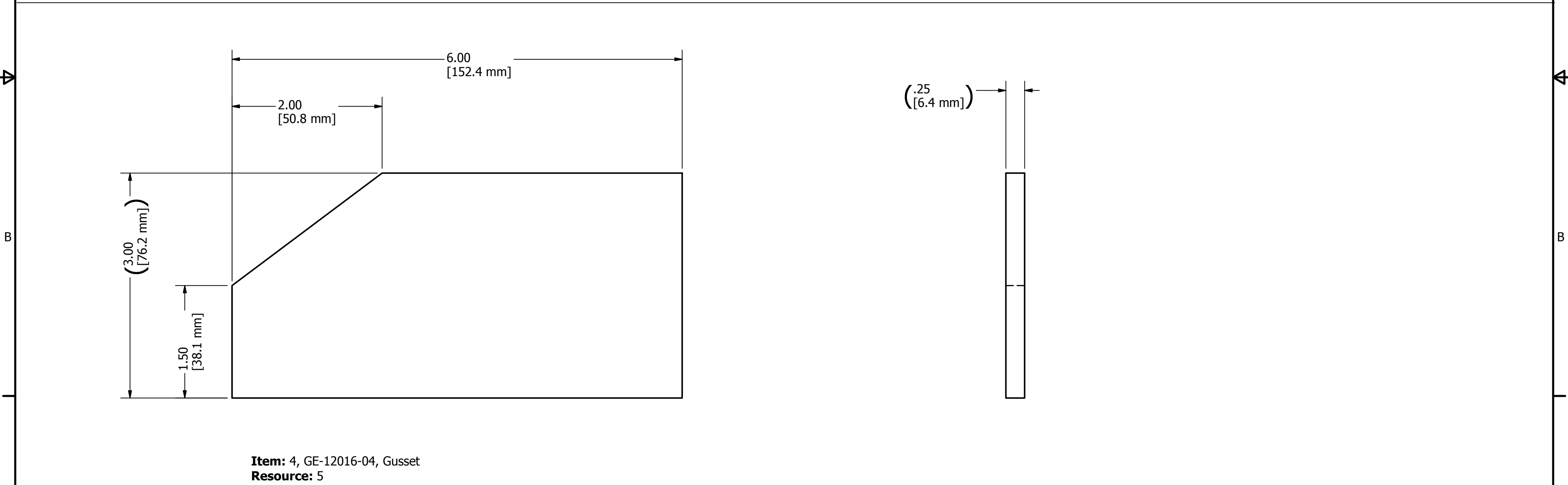
DRAWN dfoster		6/1/2011		200 Bedford Street, Manchester, NH 03101 (603) 666-3906 -- FAX (603) 666-3907		
CHECKED						
UNLESS OTHERWISE SPECIFIED TOLERANCES: (INCHES)				TITLE		
FRAC.		+/- 1/32		Backboard Frame		
.00		+/- .01				
.000		+/- .005		SIZE	DWG NO	REV
ANGULAR		+/- .25 Deg.		C	GE-12016	B
				SCALE	SHEET 5 OF 9	



DRAWN dfoster		6/1/2011		200 Bedford Street, Manchester, NH 03101 (603) 666-3906 -- FAX (603) 666-3907		
CHECKED						
UNLESS OTHERWISE SPECIFIED				TITLE Backboard Frame		
TOLERANCES: (INCHES)						
FRAC.	+/- 1/32					
.00	+/- .01					
.000	+/- .005		SIZE C	DWG NO GE-12016		REV B
ANGULAR	+/- .25 Deg.		SCALE	SHEET 6 OF 9		

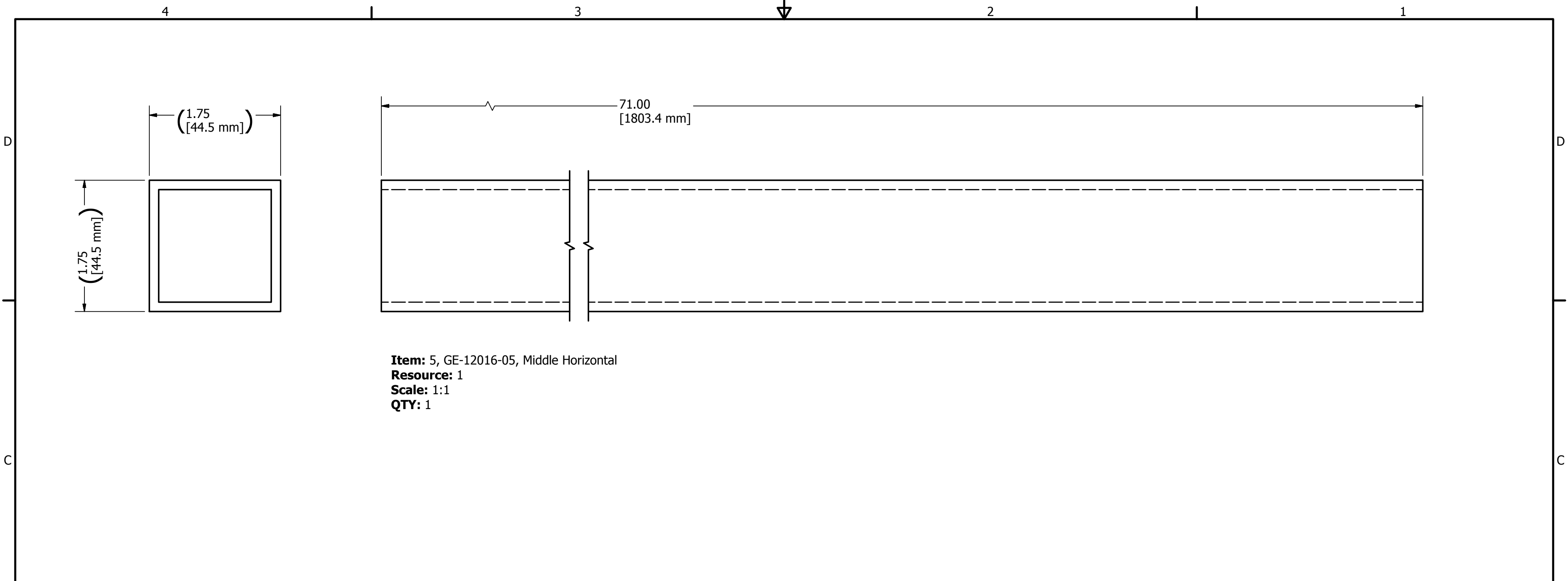


Item: 3, GE-12016-03, Top Horizontal & Vertical
Resource: 1
Scale: 1:1
QTY: 3

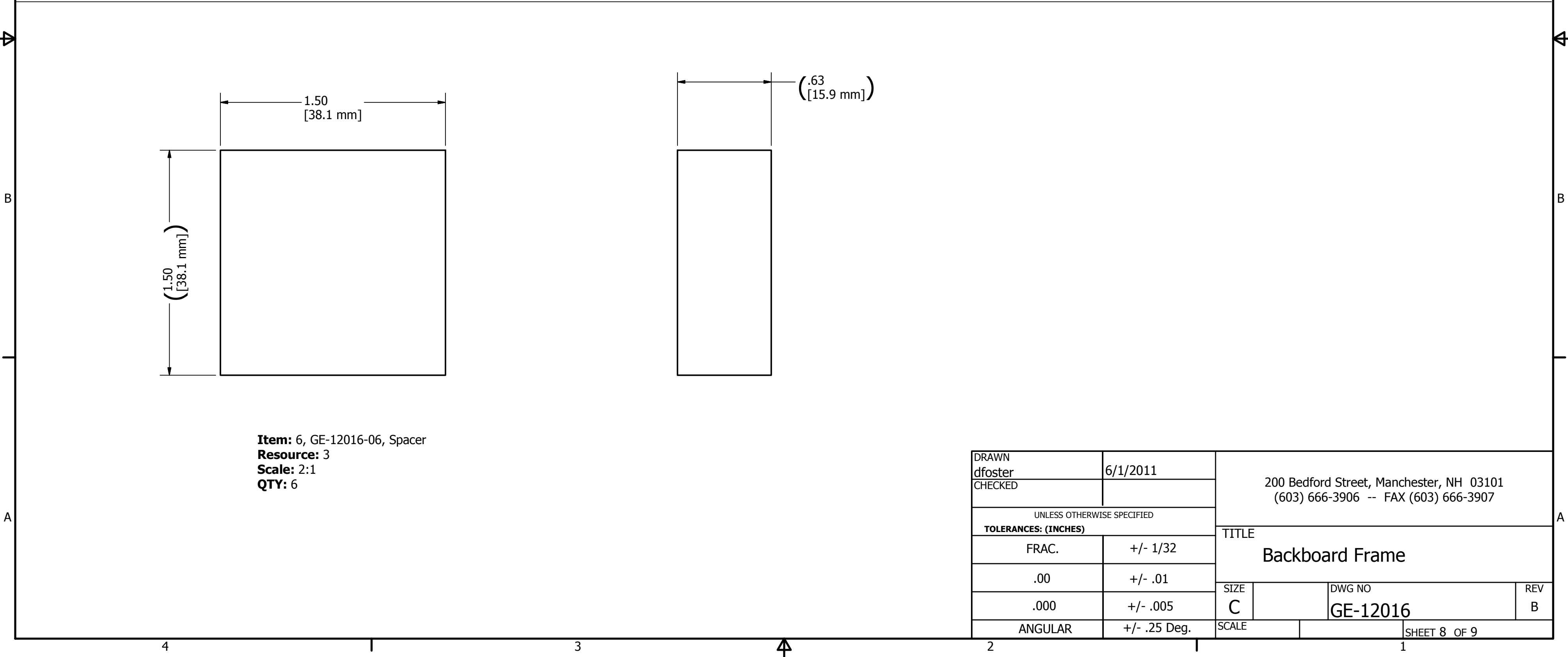


Item: 4, GE-12016-04, Gusset
Resource: 5
Scale: 1:1
QTY: 4

DRAWN dfoster		6/1/2011		200 Bedford Street, Manchester, NH 03101 (603) 666-3906 -- FAX (603) 666-3907			
CHECKED							
UNLESS OTHERWISE SPECIFIED TOLERANCES: (INCHES)				TITLE			
FRAC.		+/- 1/32		Backboard Frame			
.00		+/- .01					
.000		+/- .005		SIZE	DWG NO		REV
ANGULAR		+/- .25 Deg.		C	GE-12016		B
SCALE				SHEET 7 OF 9			

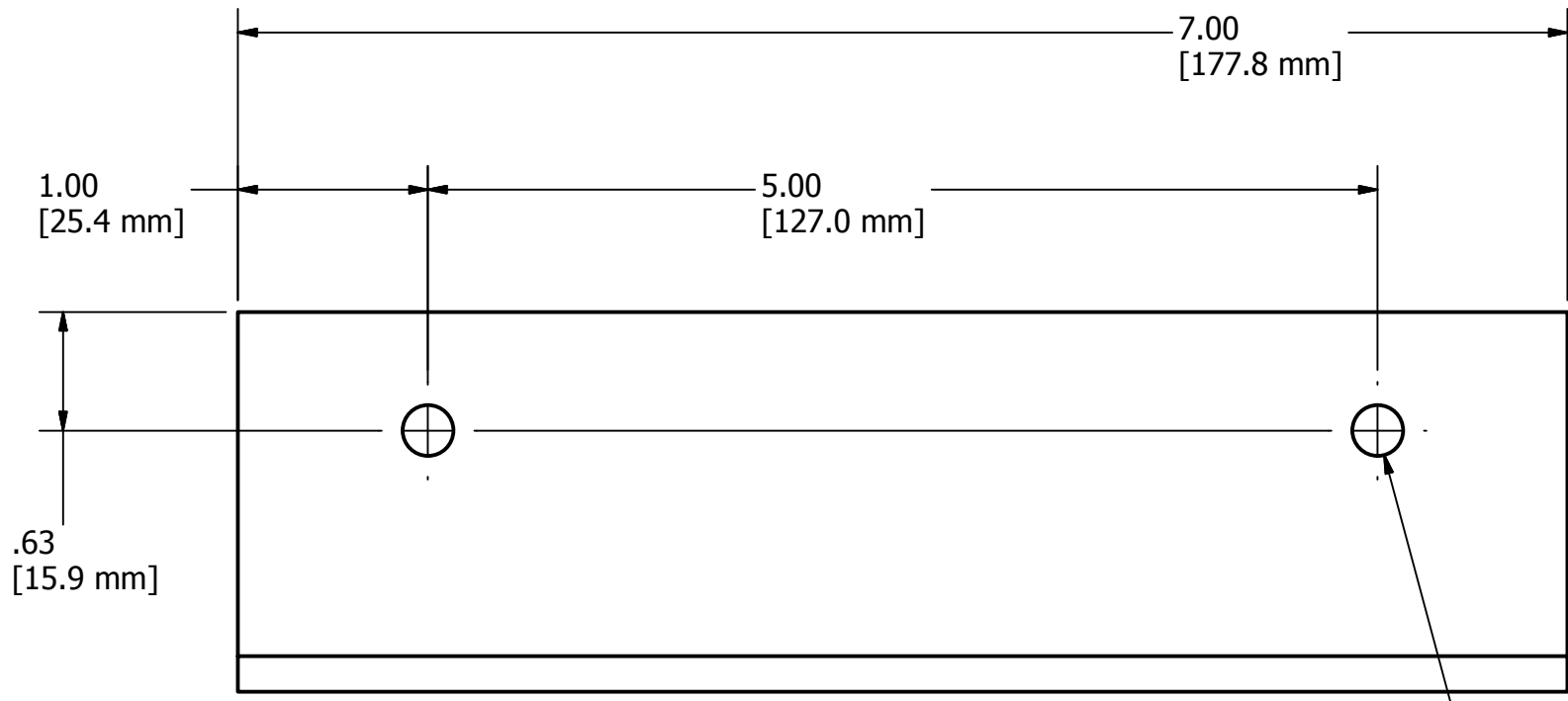
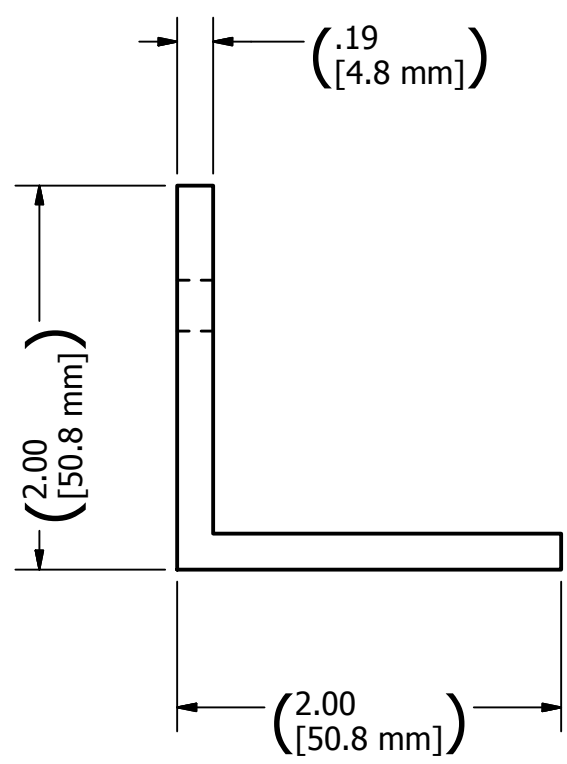


Item: 5, GE-12016-05, Middle Horizontal
Resource: 1
Scale: 1:1
QTY: 1



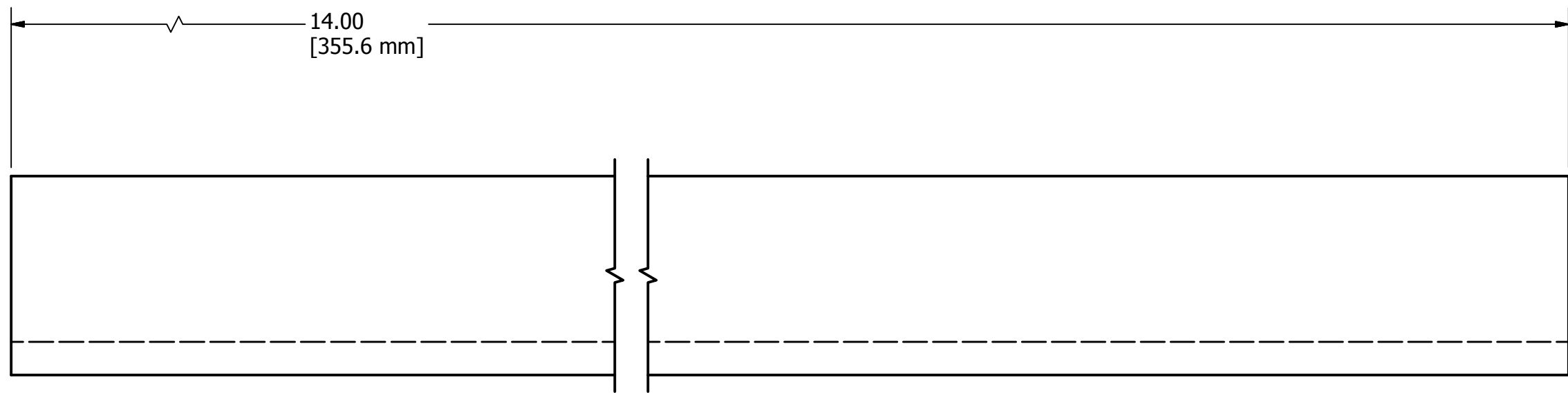
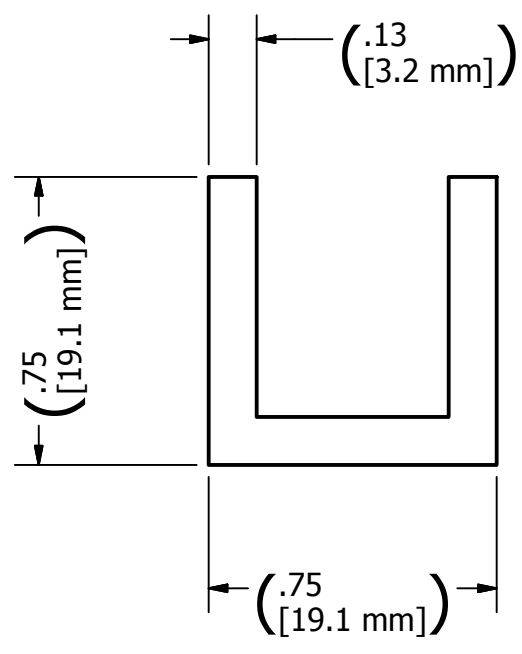
Item: 6, GE-12016-06, Spacer
Resource: 3
Scale: 2:1
QTY: 6

DRAWN dfoster	6/1/2011	200 Bedford Street, Manchester, NH 03101 (603) 666-3906 -- FAX (603) 666-3907		
CHECKED				
UNLESS OTHERWISE SPECIFIED TOLERANCES: (INCHES)		TITLE		
FRAC.	+/- 1/32	Backboard Frame		
.00	+/- .01			
.000	+/- .005	SIZE	DWG NO	REV
ANGULAR	+/- .25 Deg.	C	GE-12016	B
		SCALE	SHEET 8 OF 9	



Item: 7, GE-12016-07, Chute Bracket
Resource: 4
Scale: 1:1
QTY: 2

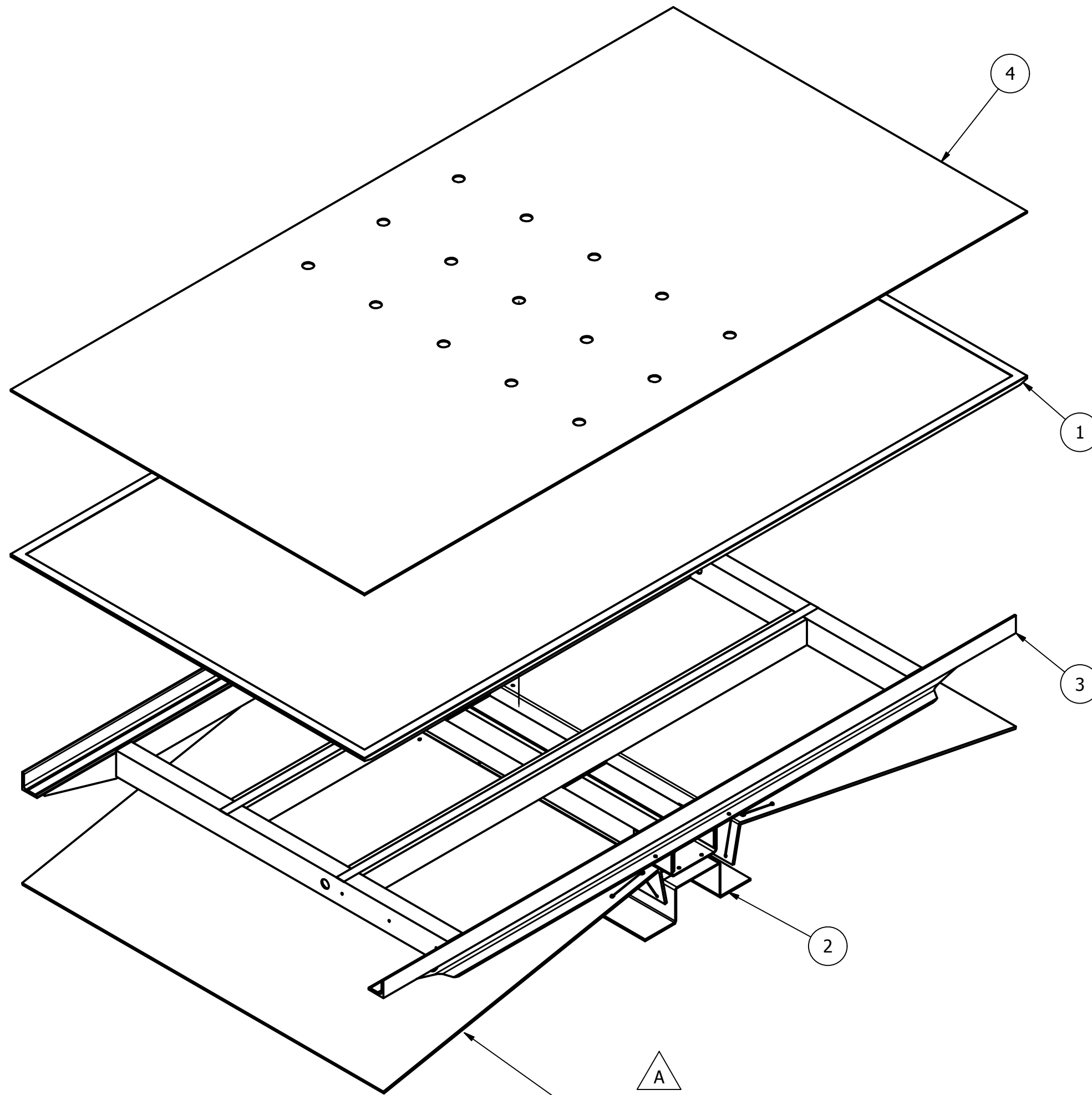
Ø.27 Thru
 [6.7 mm]
 2 Places



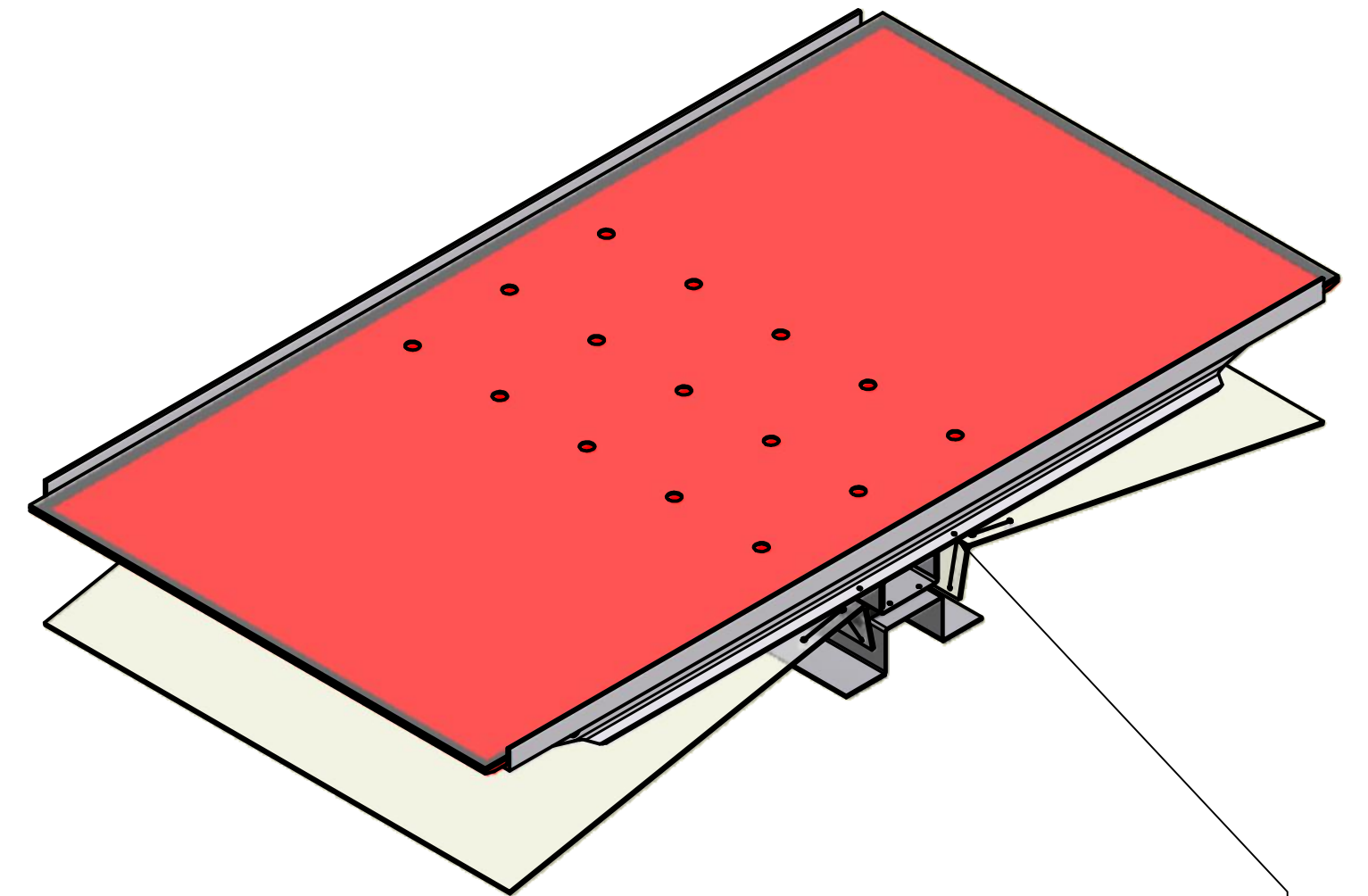
Item: 8, GE-12016-08, Window Support
Resource: 2
Scale: 2:1
QTY: 2

DRAWN dfoster	6/1/2011	200 Bedford Street, Manchester, NH 03101 (603) 666-3906 -- FAX (603) 666-3907		
CHECKED				
UNLESS OTHERWISE SPECIFIED TOLERANCES: (INCHES)		TITLE Backboard Frame		
FRAC.	+/- 1/32	SIZE	DWG NO	REV
.00	+/- .01	C	GE-12016	B
.000	+/- .005	SCALE	SHEET 9 OF 9	
ANGULAR	+/- .25 Deg.			

REVISION HISTORY				
ZONE	REV	DESCRIPTION	DATE	APPROVED
A-3	A	Item 9 Repositioned. Note Added	3/6/2012	DAF



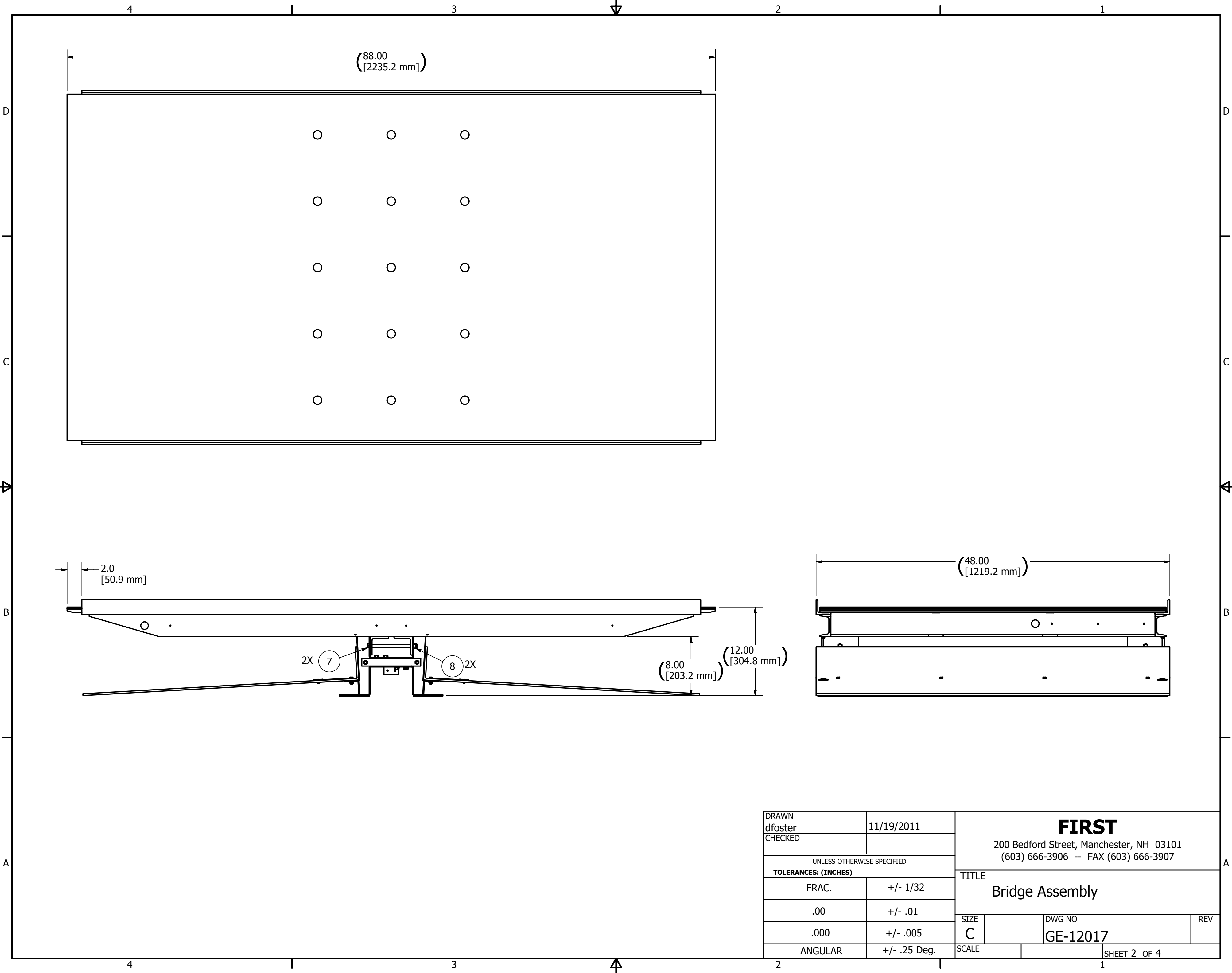
Note: Ball Ramp Assembly has been flipped over from the original position to aid in ball deflection.



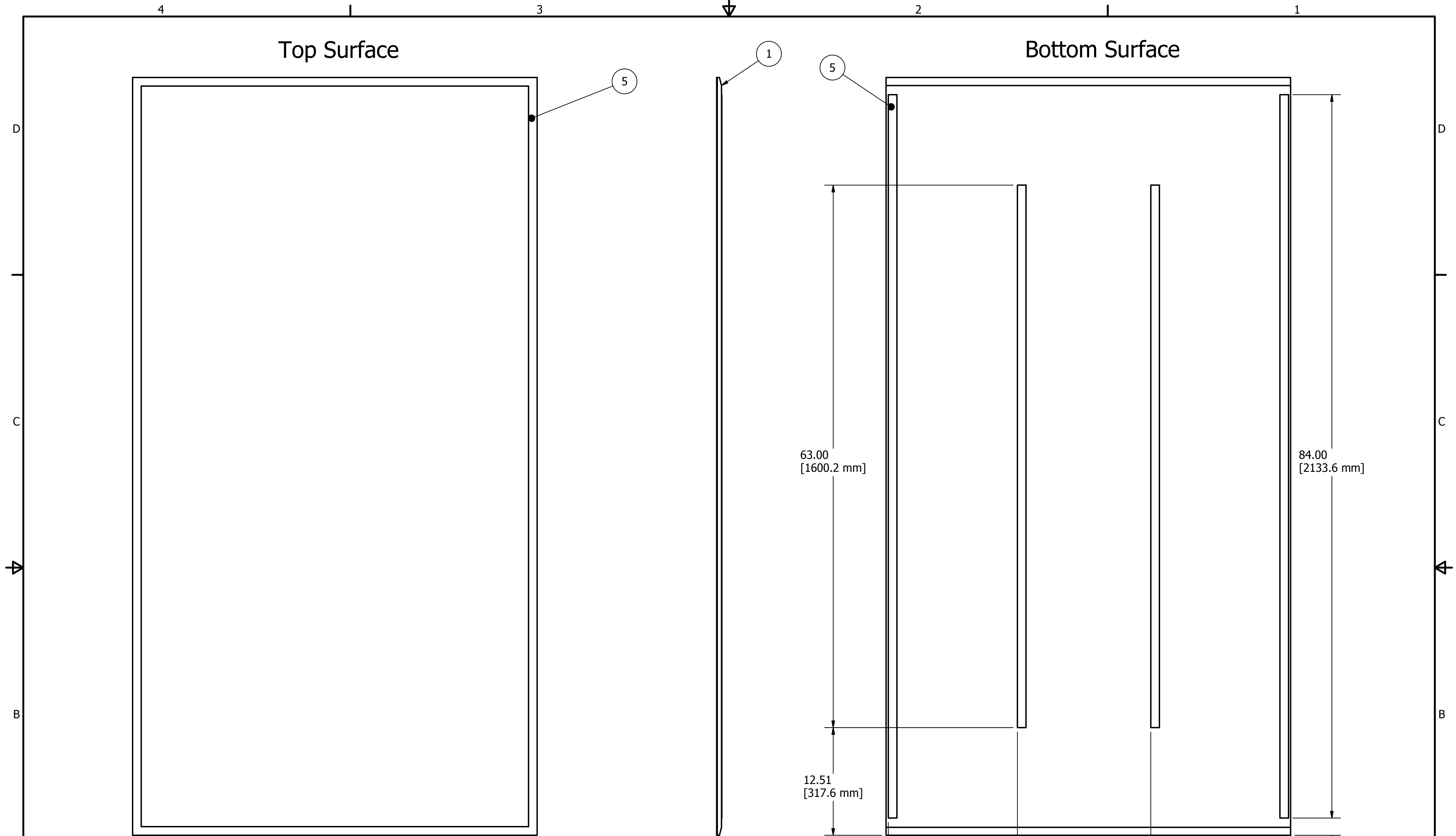
Steel leader cable that is attached to the ramp to be zip tied to bridge at this location. (4 places)

PARTS LIST			
ITEM	QTY	PART NUMBER	DESCRIPTION
1	1	GE-12018	Bridge Deck
2	1	GE-12022	Base Assembly, Bridge
3	1	GE-12019	Bridge, Frame
4	1	GE-12095	Bridge Surface
5	1	GE-12017-01	1" Hook Velcro, Adhesive Backed, 47 feet total
6	1	GE-12017-02	1" Loop Velcro, Adhesive Backed, 47 feet total
7	2	HW-00072	Hex head bolt 3/8-16 x 6.5"
8	2	HW-00026	Nut, Nylock 3/8-16 Zinc Plate
9	2	GE-12064	Ball Ramp Assembly

DRAWN dfoster	11/19/2011	FIRST 200 Bedford Street, Manchester, NH 03101 (603) 666-3906 -- FAX (603) 666-3907		
CHECKED				
UNLESS OTHERWISE SPECIFIED TOLERANCES: (INCHES)		TITLE Bridge Assembly		
FRAC.	+/- 1/32	SIZE C	DWG NO GE-12017	REV A
.00	+/- .01	SCALE		
.000	+/- .005	SHEET 1 OF 4		
ANGULAR	+/- .25 Deg.			



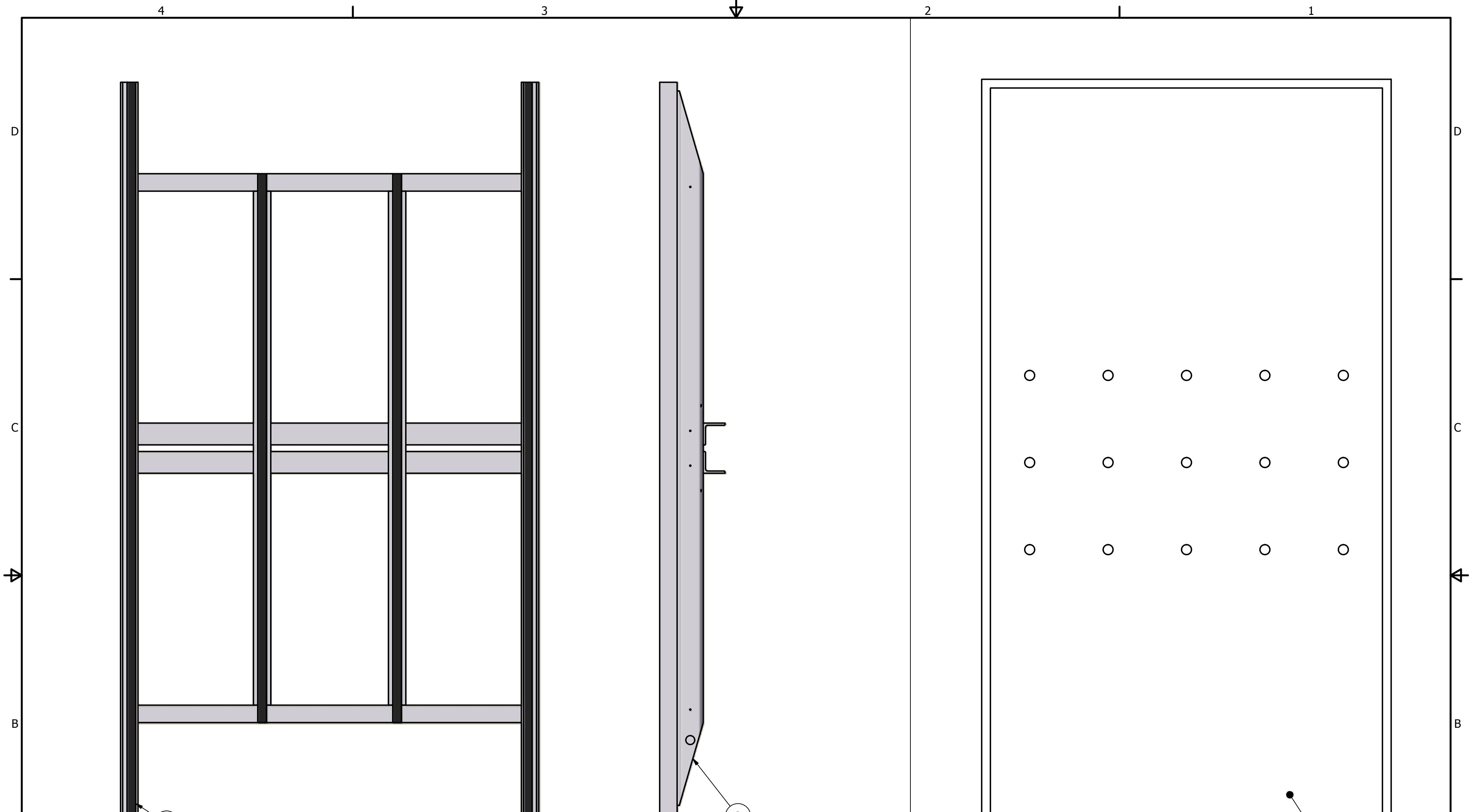
DRAWN dfoster	11/19/2011	FIRST 200 Bedford Street, Manchester, NH 03101 (603) 666-3906 -- FAX (603) 666-3907		
CHECKED				
UNLESS OTHERWISE SPECIFIED TOLERANCES: (INCHES)		TITLE Bridge Assembly		
FRAC.	+/- 1/32	SIZE	DWG NO	REV
.00	+/- .01	C	GE-12017	
.000	+/- .005			
ANGULAR	+/- .25 Deg.	SCALE	SHEET 2 OF 4	



Notes:

1. All velcro applied to Bridge Deck should be 1" Hook Velcro, Adhesive Backed.
2. Surfaces should be cleaned prior to application.
3. Bottom surface velcro may be applied easier, by attaching the hook velcro for the Bridge Deck botom to the corresponding loop velcro on the Bridge Frame then pulling the plastic covering the adhesive off and laying the Bridge Deck in it proper location.
4. The white colored Bridge Deck will have a large FIRST logo centered on the Top Surface.

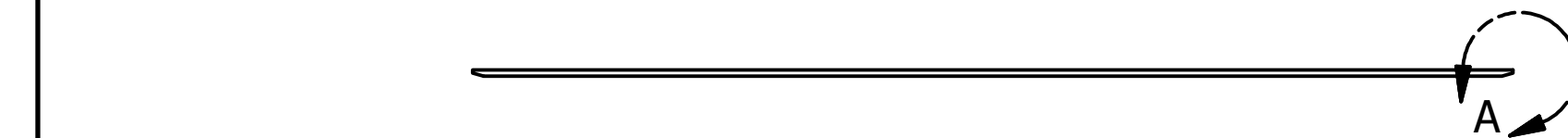
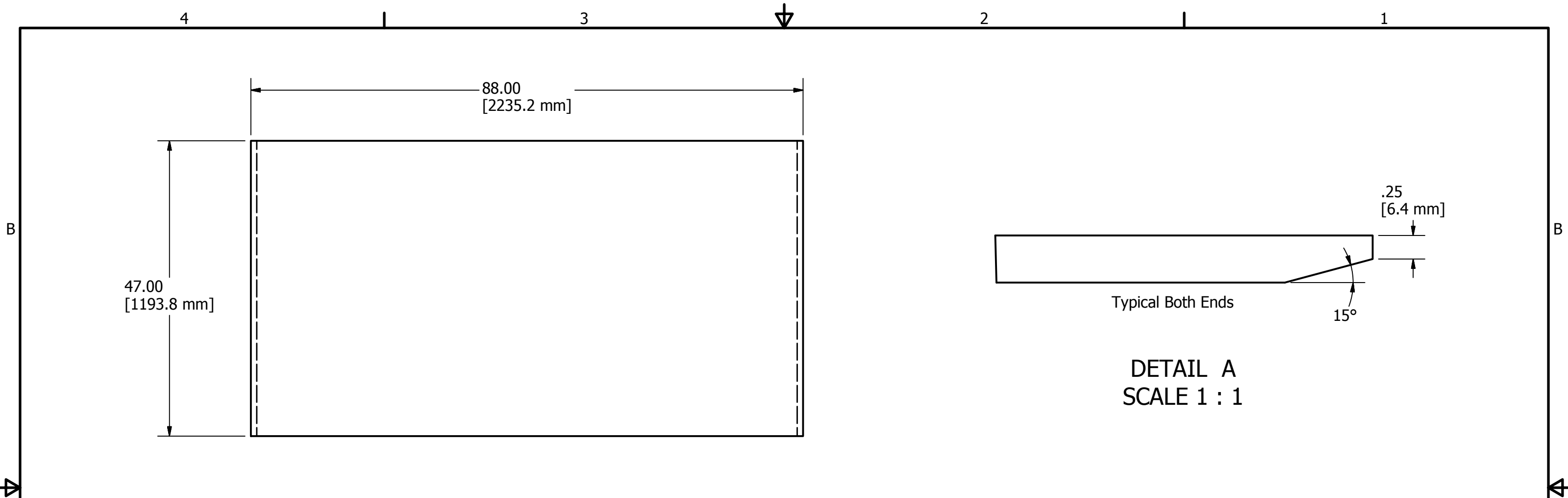
DRAWN dfoster	11/19/2011	FIRST 200 Bedford Street, Manchester, NH 03101 (603) 666-3906 -- FAX (603) 666-3907		
CHECKED				
UNLESS OTHERWISE SPECIFIED		TITLE Bridge Assembly		
TOLERANCES: (INCHES)				
FRAC.	+/- 1/32	SIZE	DWG NO	REV
.00	+/- .01	C	GE-12017	
.000	+/- .005	SCALE	SHEET 3 OF 4	
ANGULAR	+/- .25 Deg.			



Notes:

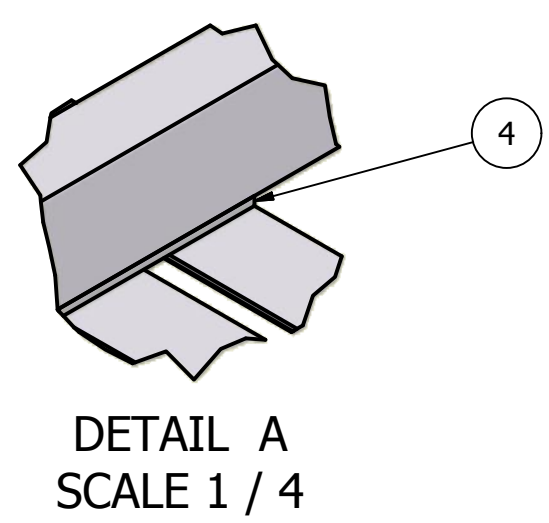
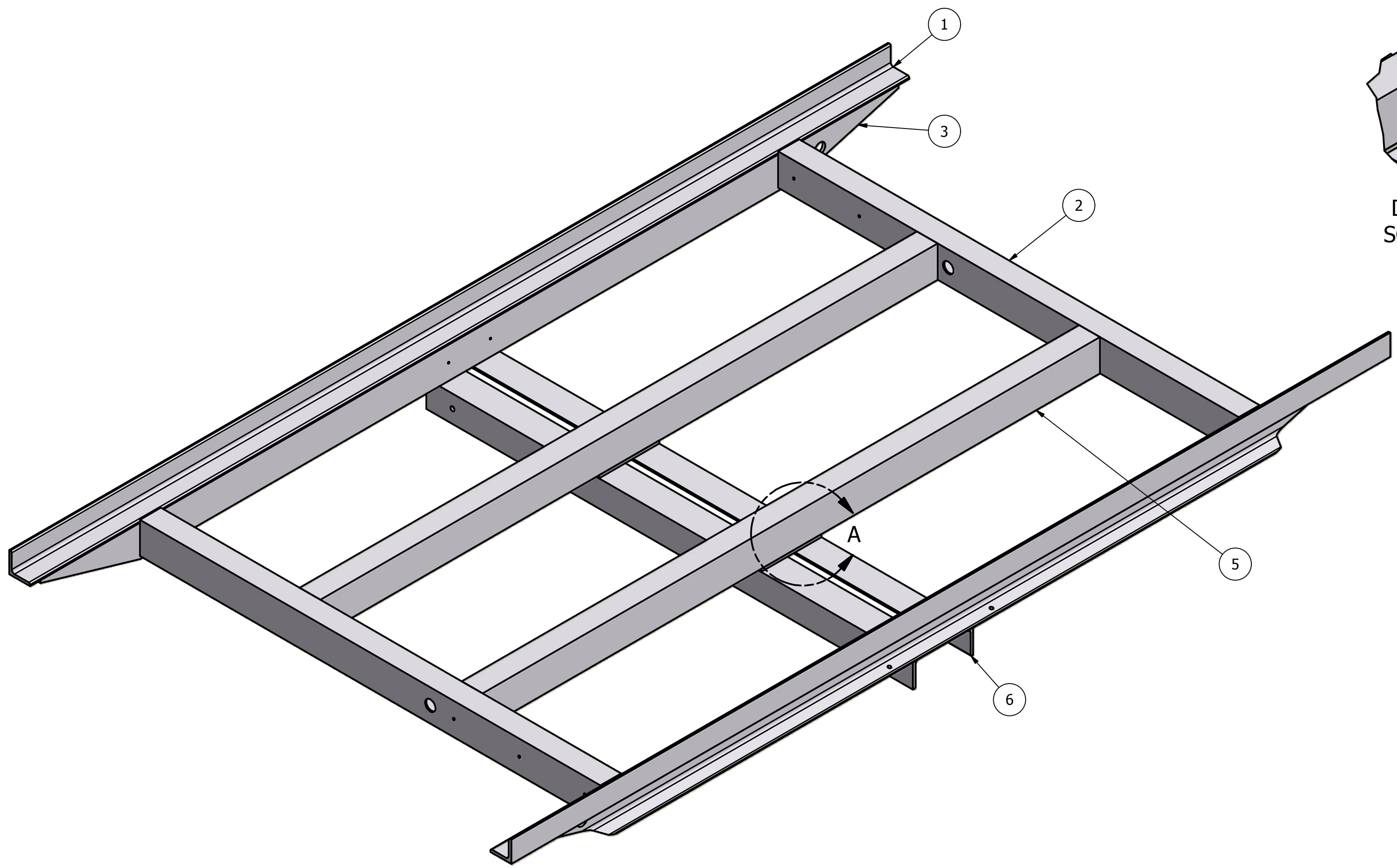
1. All velcro applied to Bridge Frame and Bridge Surface should be 1" Loop Velcro, Adhesive Backed.
2. Surfaces should be cleaned prior to application.

DRAWN dfoster		11/19/2011		FIRST 200 Bedford Street, Manchester, NH 03101 (603) 666-3906 -- FAX (603) 666-3907	
CHECKED					
UNLESS OTHERWISE SPECIFIED TOLERANCES: (INCHES)				TITLE Bridge Assembly	
FRAC.			+/- 1/32	SIZE	DWG NO
.00			+/- .01	C	GE-12017
.000			+/- .005		
ANGULAR			+/- .25 Deg.	SCALE	SHEET 4 OF 4



Note: Material to be 1/2" thick HDPE in blue, red or white.

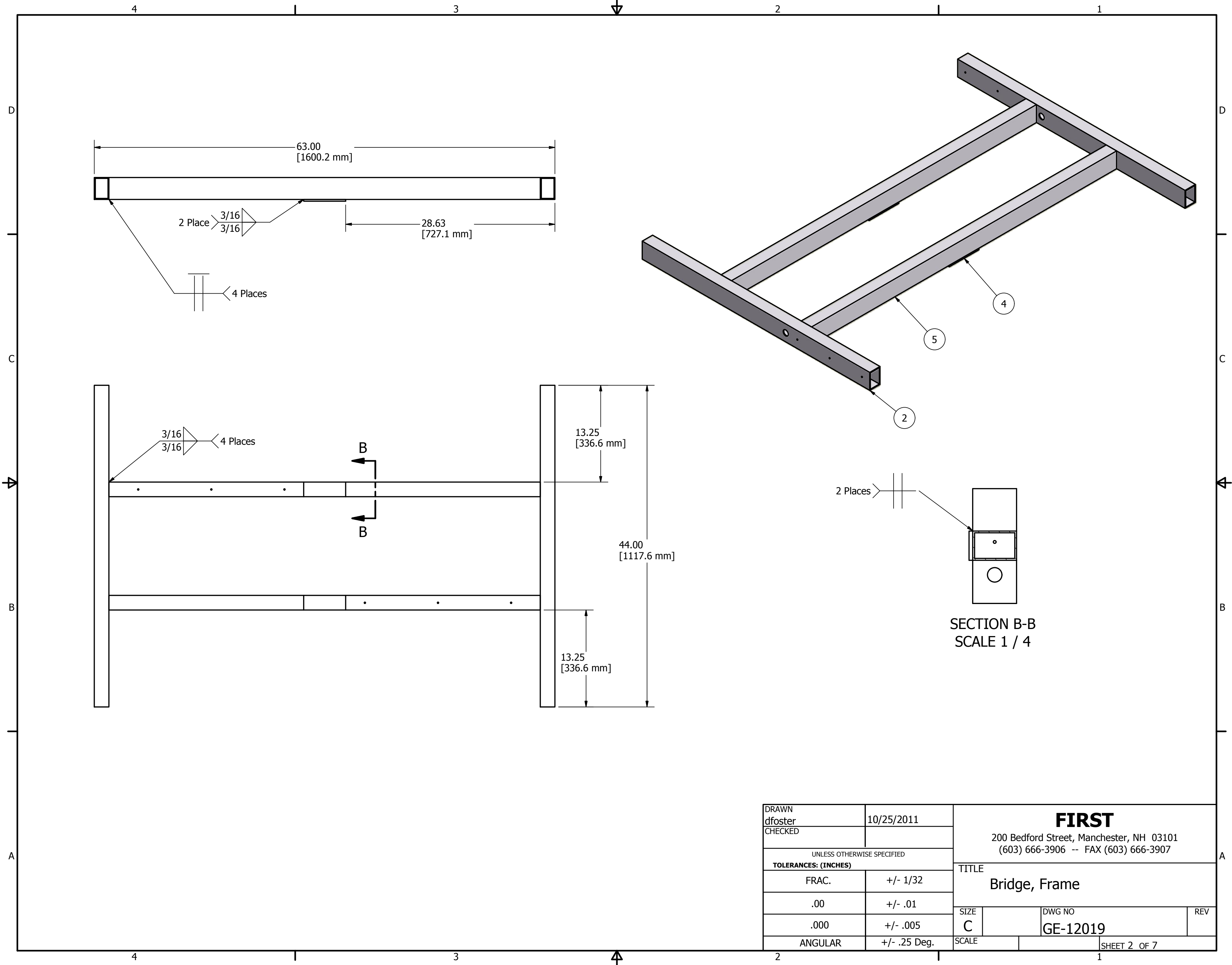
DRAWN dfoster		10/27/2011		FIRST 200 Bedford Street, Manchester, NH 03101 (603) 666-3906 -- FAX (603) 666-3907					
CHECKED									
UNLESS OTHERWISE SPECIFIED				TITLE Bridge Deck					
TOLERANCES: (INCHES)									
FRAC.		+/- 1/32		SIZE B		DWG NO GE-12018		REV	
.00		+/- .01							
.000		+/- .005		SCALE		SHEET 1 OF 1			
ANGULAR		+/- .25 Deg.							



Resources		
Number	Description	QTY.
1	2" x 2" Angle 6061 Aluminum .25" thk.	15 ft
2	2" x 3" Rectangular Tube 6063 Aluminum .125" thk.	17.5 ft
3	1.5" x 3" STRUCTURAL (AM STD) CHANNEL 6061 Aluminum, .258" thk.	14 ft
4	2" x .25" 6061 Aluminum Bar	1 ft
5	2.5" x 2.5" Angle 6061 Aluminum .25" thk.	8 ft

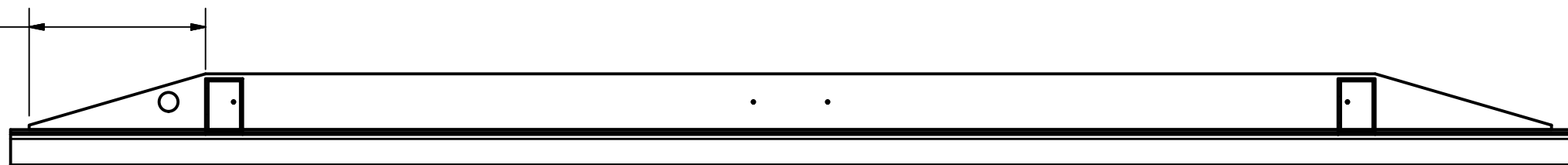
PARTS LIST			
ITEM	QTY	PART NUMBER	DESCRIPTION
1	2	GE-12019-01	Angle, Side
2	2	GE-12019-02	Tube, Cross Brace
3	2	GE-12019-03	Channel, Outside
4	2	GE-12019-04	Spacer
5	2	GE-12019-05	Support, Inside
6	2	GE-12019-06	Angle, Bottom

DRAWN dfoster		10/25/2011		FIRST 200 Bedford Street, Manchester, NH 03101 (603) 666-3906 -- FAX (603) 666-3907	
CHECKED					
UNLESS OTHERWISE SPECIFIED TOLERANCES: (INCHES)				TITLE	
FRAC.	+/- 1/32		Bridge, Frame		
.00	+/- .01				
.000	+/- .005				
ANGULAR	+/- .25 Deg.		SIZE	DWG NO	REV
			C	GE-12019	
			SCALE	SHEET 1 OF 7	



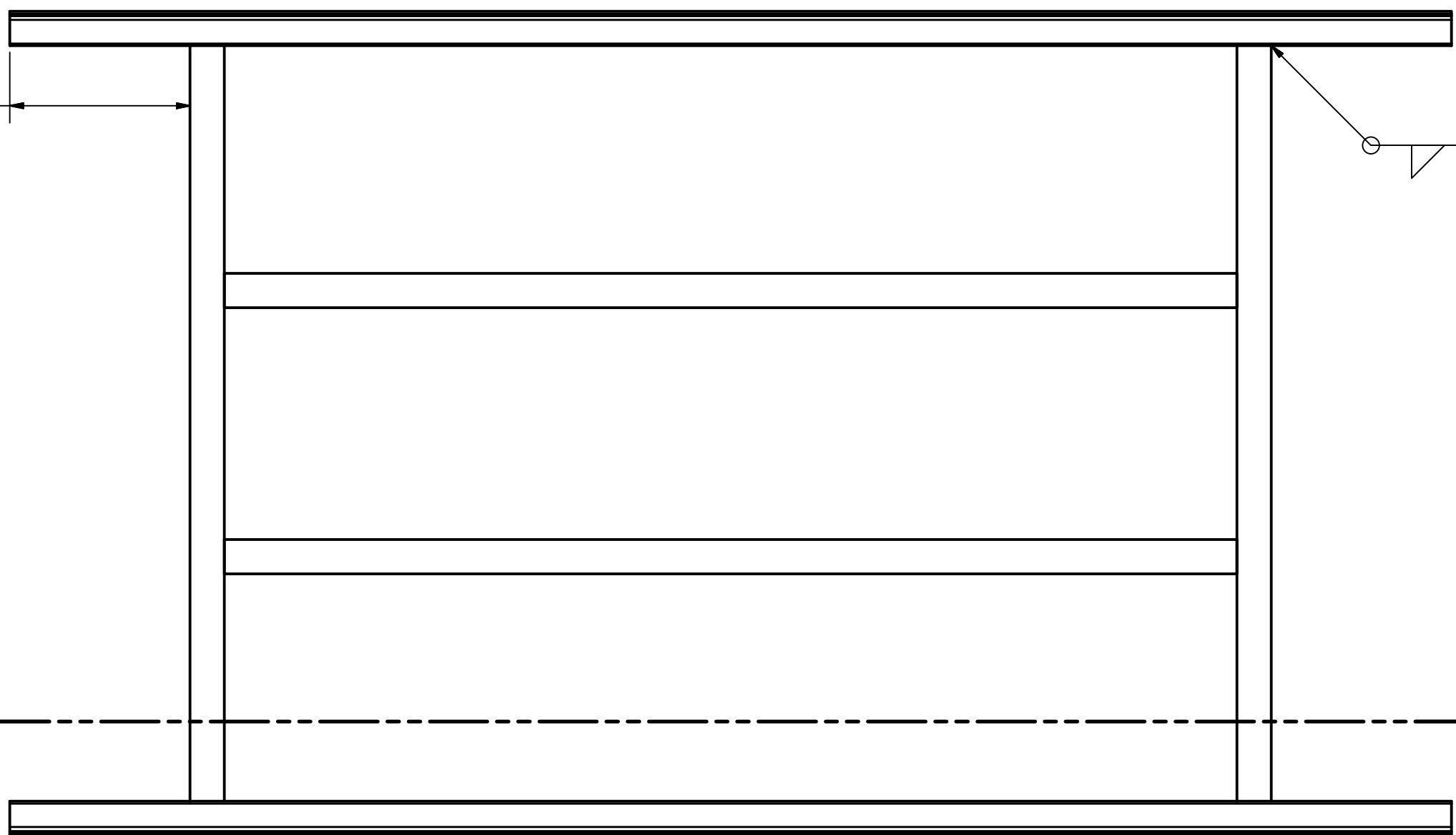
DRAWN dfoster	10/25/2011	FIRST 200 Bedford Street, Manchester, NH 03101 (603) 666-3906 -- FAX (603) 666-3907		
CHECKED				
UNLESS OTHERWISE SPECIFIED TOLERANCES: (INCHES)		TITLE Bridge, Frame		
FRAC.	+/- 1/32	SIZE	DWG NO	REV
.00	+/- .01	C	GE-12019	
.000	+/- .005			
ANGULAR	+/- .25 Deg.	SCALE	SHEET 2 OF 7	

2X 9.50
[241.3 mm]



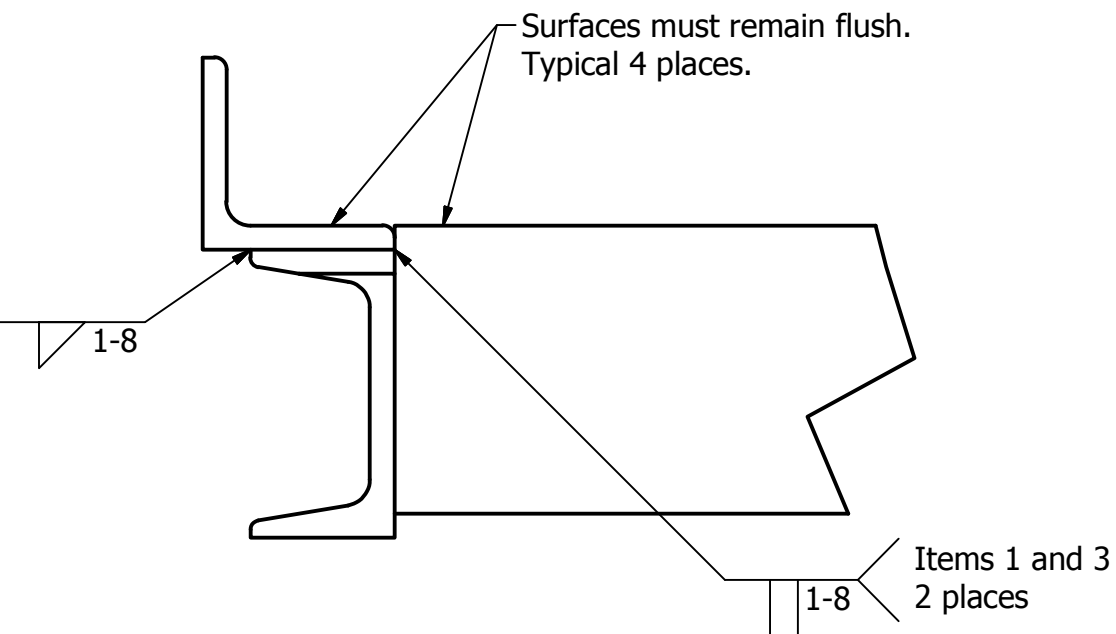
SECTION D-D
SCALE 1/8

2X 10.50
[266.7 mm]



4 Places

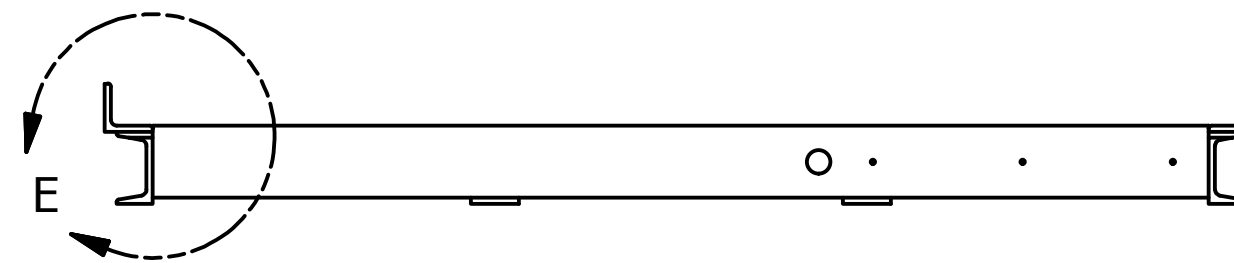
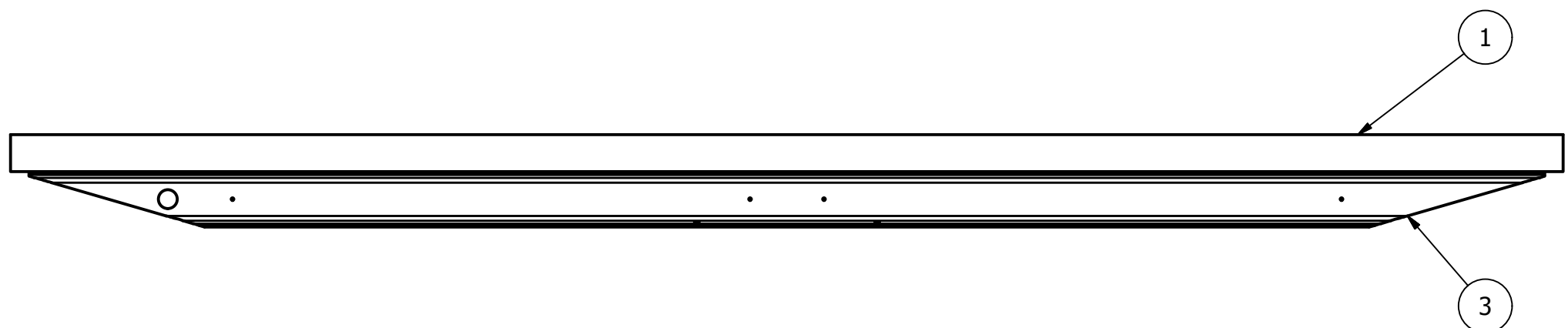
2 places



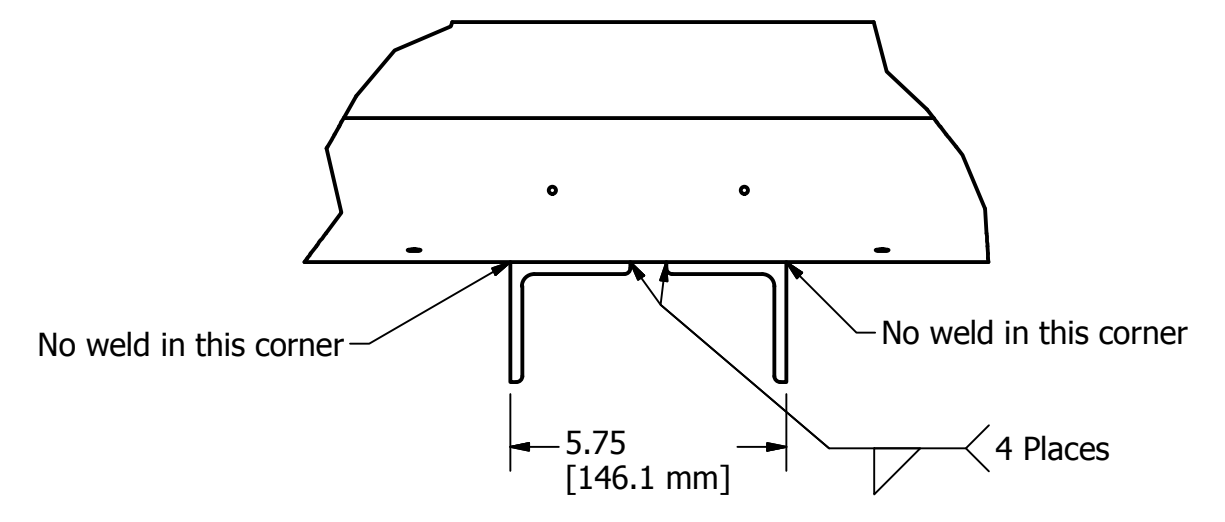
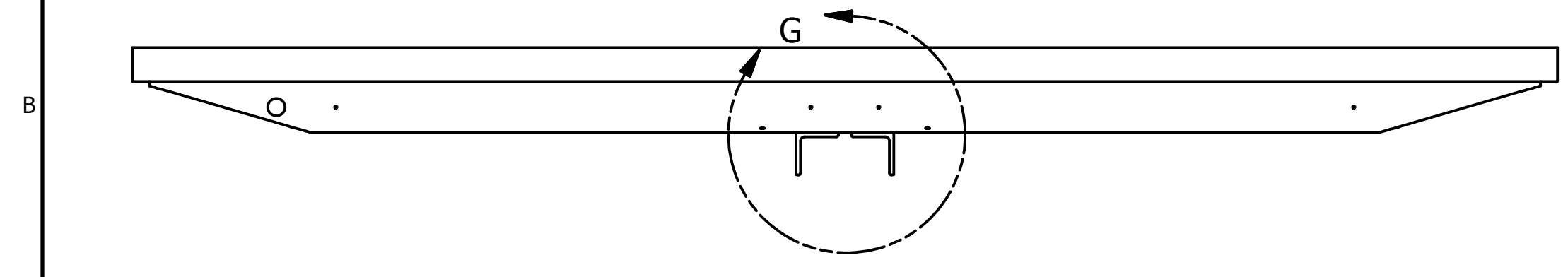
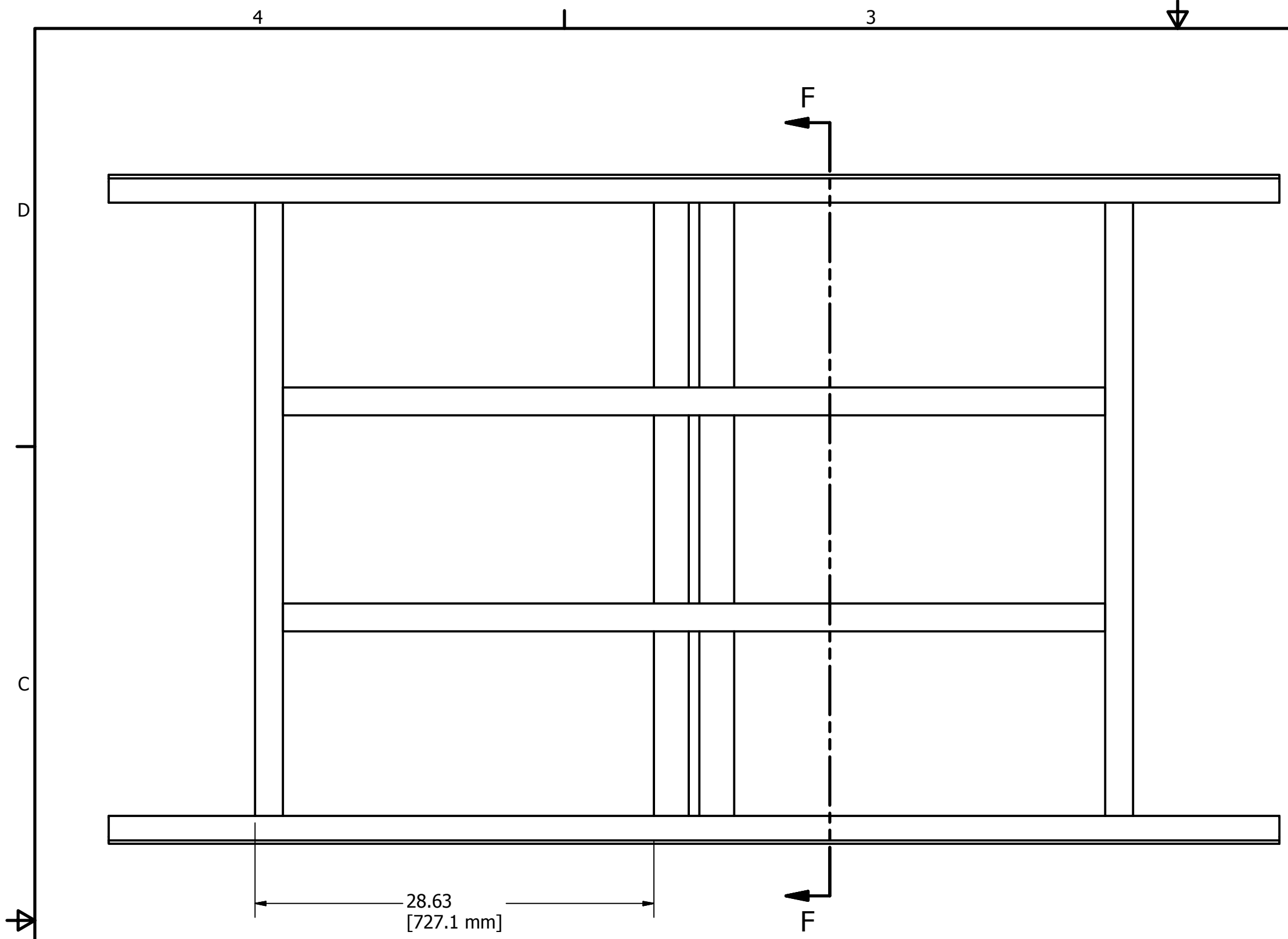
DETAIL E
SCALE 1 / 2

1

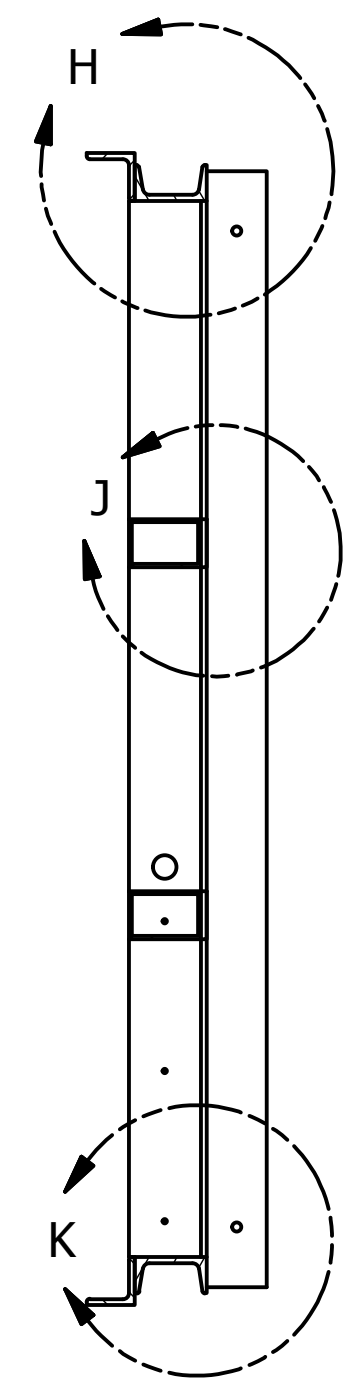
3



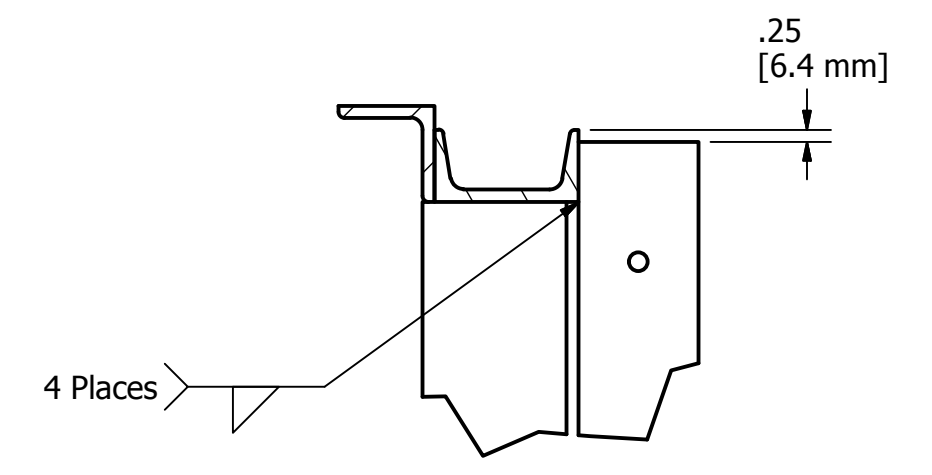
DRAWN dfoster		10/25/2011		FIRST 200 Bedford Street, Manchester, NH 03101 (603) 666-3906 -- FAX (603) 666-3907		
CHECKED						
UNLESS OTHERWISE SPECIFIED TOLERANCES: (INCHES)				TITLE Bridge, Frame		
FRAC.			+/- 1/32			
.00			+/- .01	SIZE		DWG NO
.000			+/- .005	C		GE-12019
ANGULAR			+/- .25 Deg.	SCALE		REV
						SHEET 3 OF 7



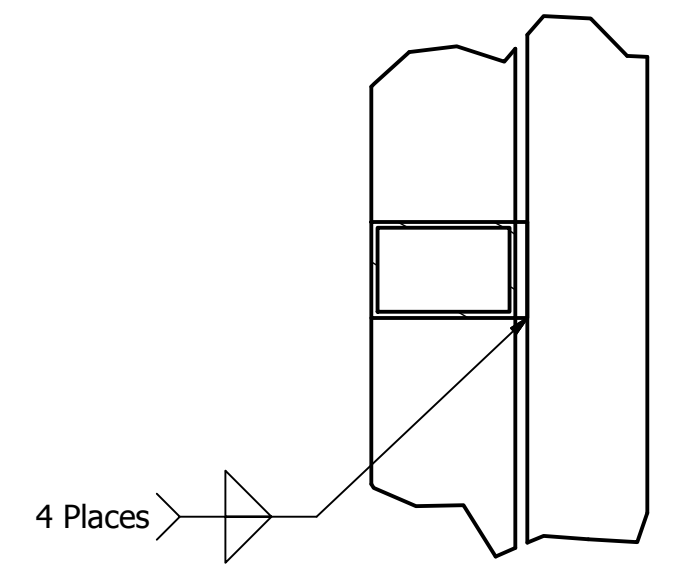
DETAIL G
SCALE 1 / 4



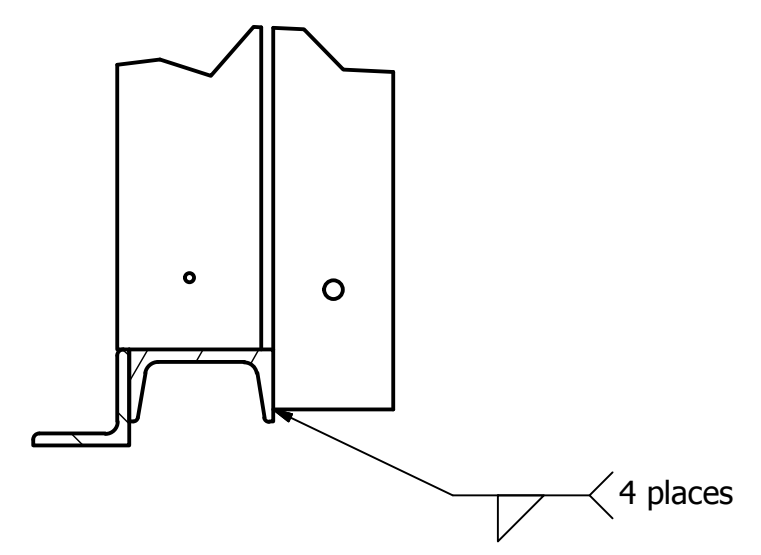
SECTION F-F
SCALE 1/8



DETAIL H
SCALE 1 / 4

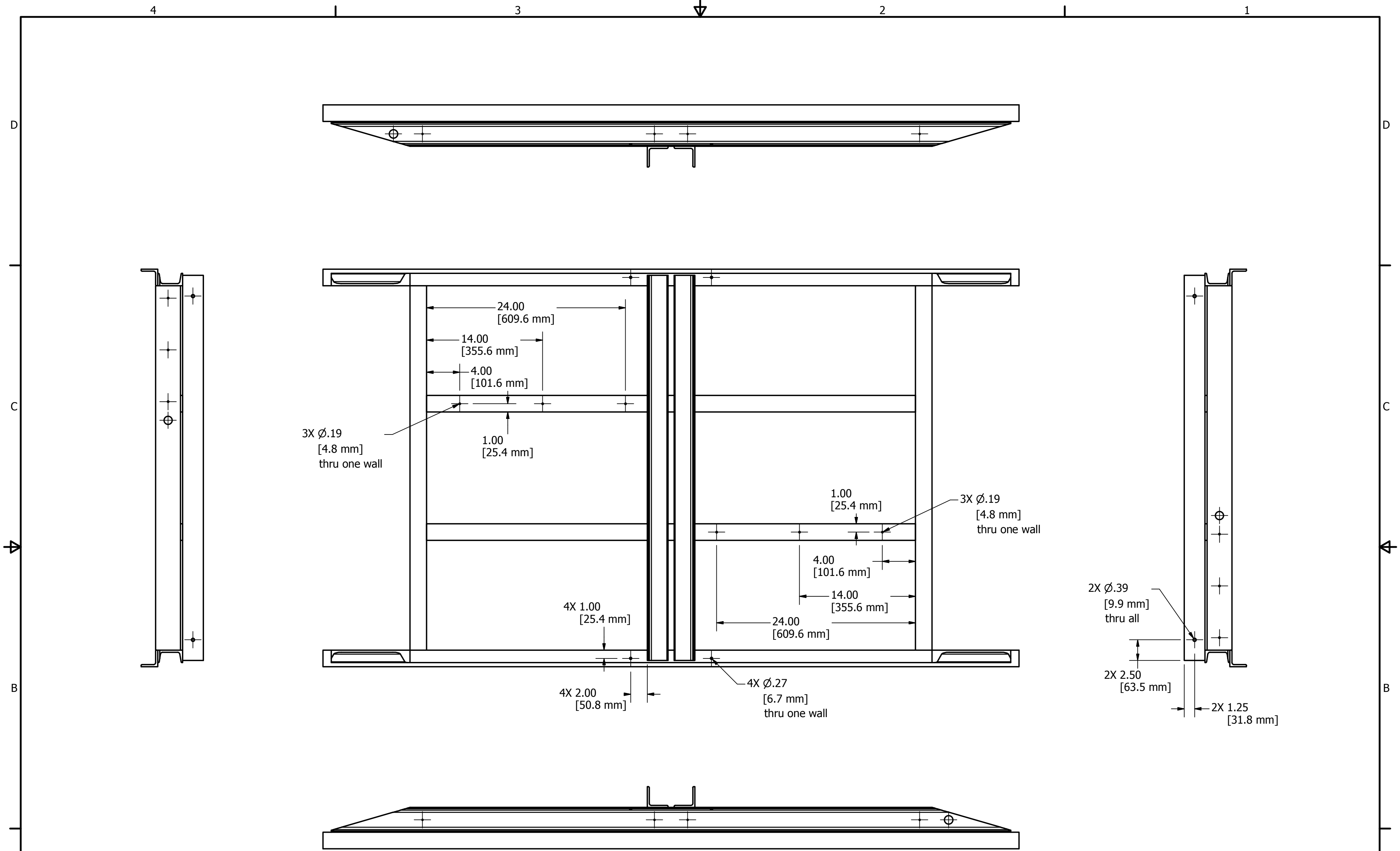


DETAIL J
SCALE 1 / 4



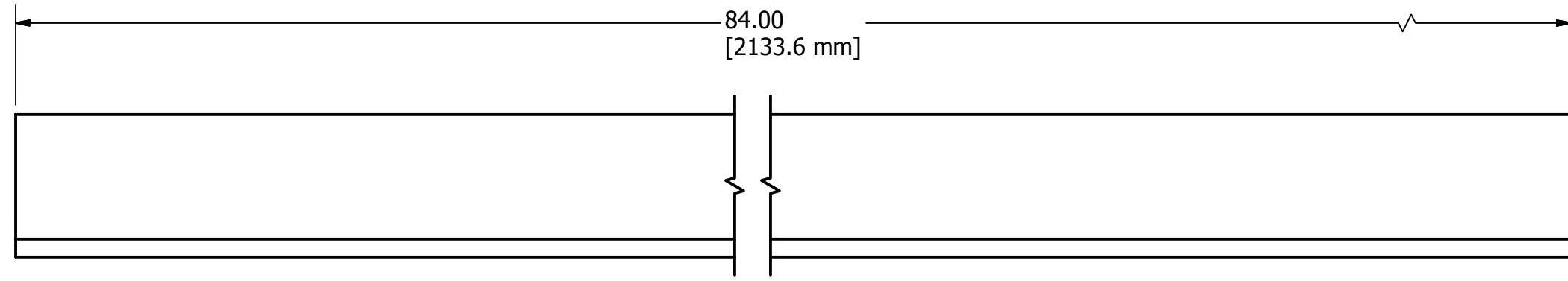
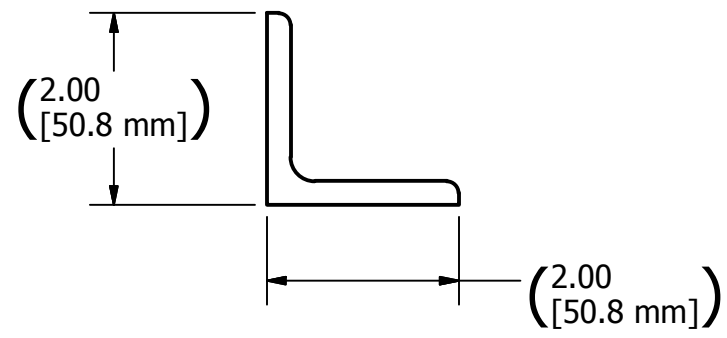
DETAIL K
SCALE 1 / 4

DRAWN dfoster		10/25/2011		FIRST 200 Bedford Street, Manchester, NH 03101 (603) 666-3906 -- FAX (603) 666-3907		
CHECKED						
UNLESS OTHERWISE SPECIFIED TOLERANCES: (INCHES)				TITLE Bridge, Frame		
FRAC.			+/- 1/32	SIZE	DWG NO	REV
.00			+/- .01	C	GE-12019	
.000			+/- .005			
ANGULAR			+/- .25 Deg.	SCALE	SHEET 4 OF 7	

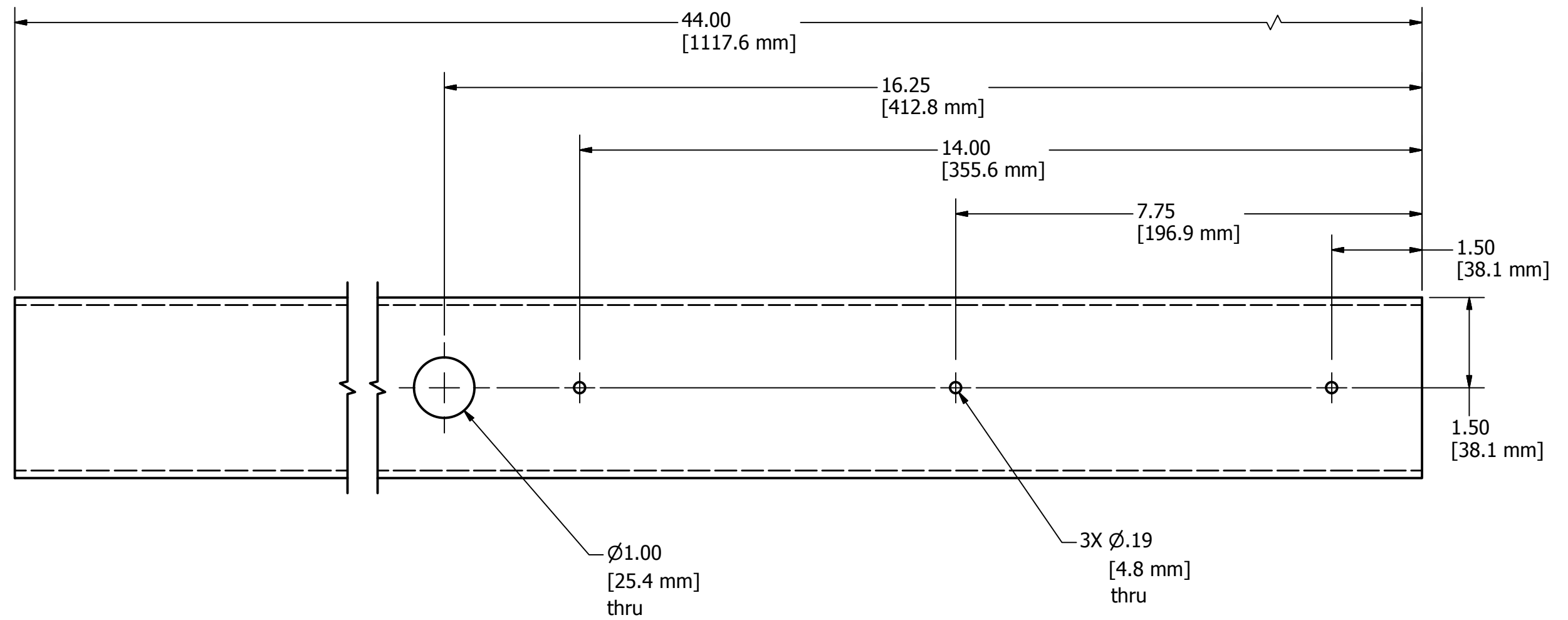
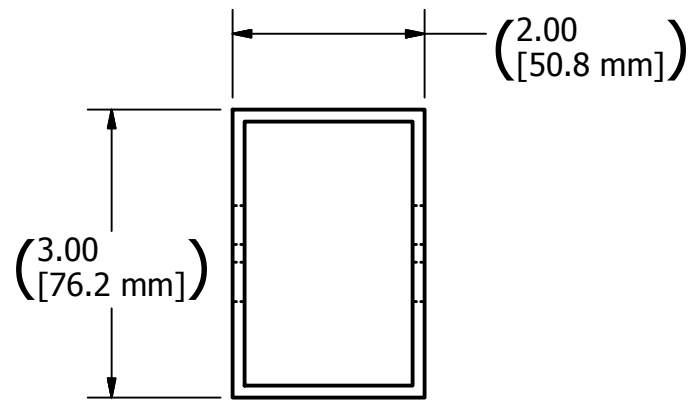


Note: If holes are not dimensioned here they are dimensioned on the piece parts on sheets 6-7 and can be drilled prior to welding.

DRAWN dfoster		10/25/2011		FIRST 200 Bedford Street, Manchester, NH 03101 (603) 666-3906 -- FAX (603) 666-3907		
CHECKED						
UNLESS OTHERWISE SPECIFIED TOLERANCES: (INCHES)				TITLE		
FRAC.		+/- 1/32		Bridge, Frame		
.00		+/- .01		SIZE	DWG NO	REV
.000		+/- .005		C	GE-12019	
ANGULAR		+/- .25 Deg.		SCALE	SHEET 5 OF 7	

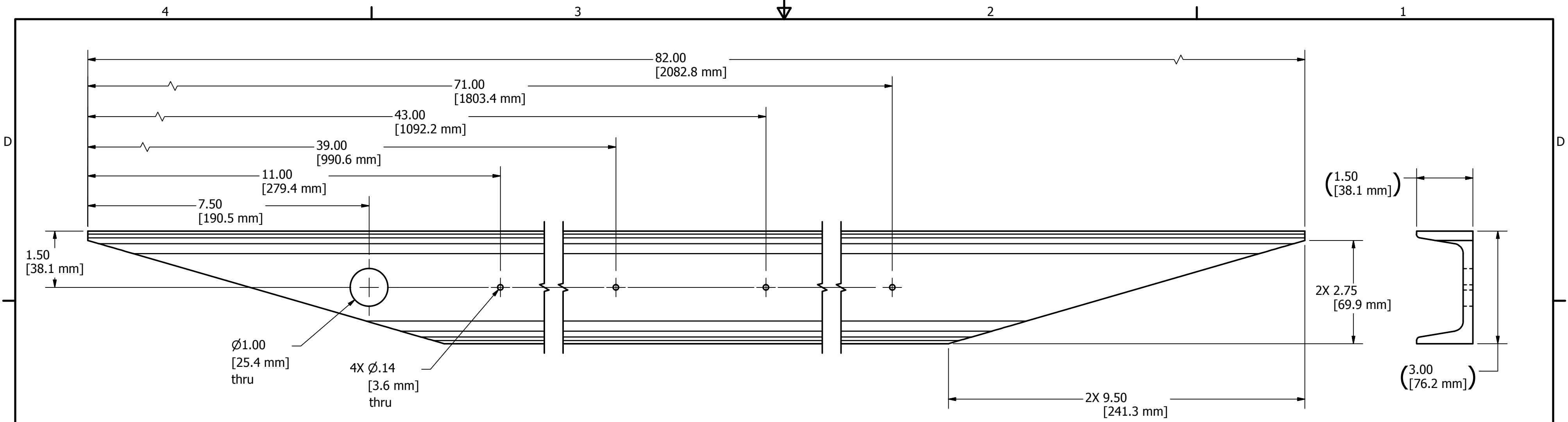


Item: 1, GE-12019-01 Angle, Side
 Resource: 1
 Scale: 1:2
 QTY: 2

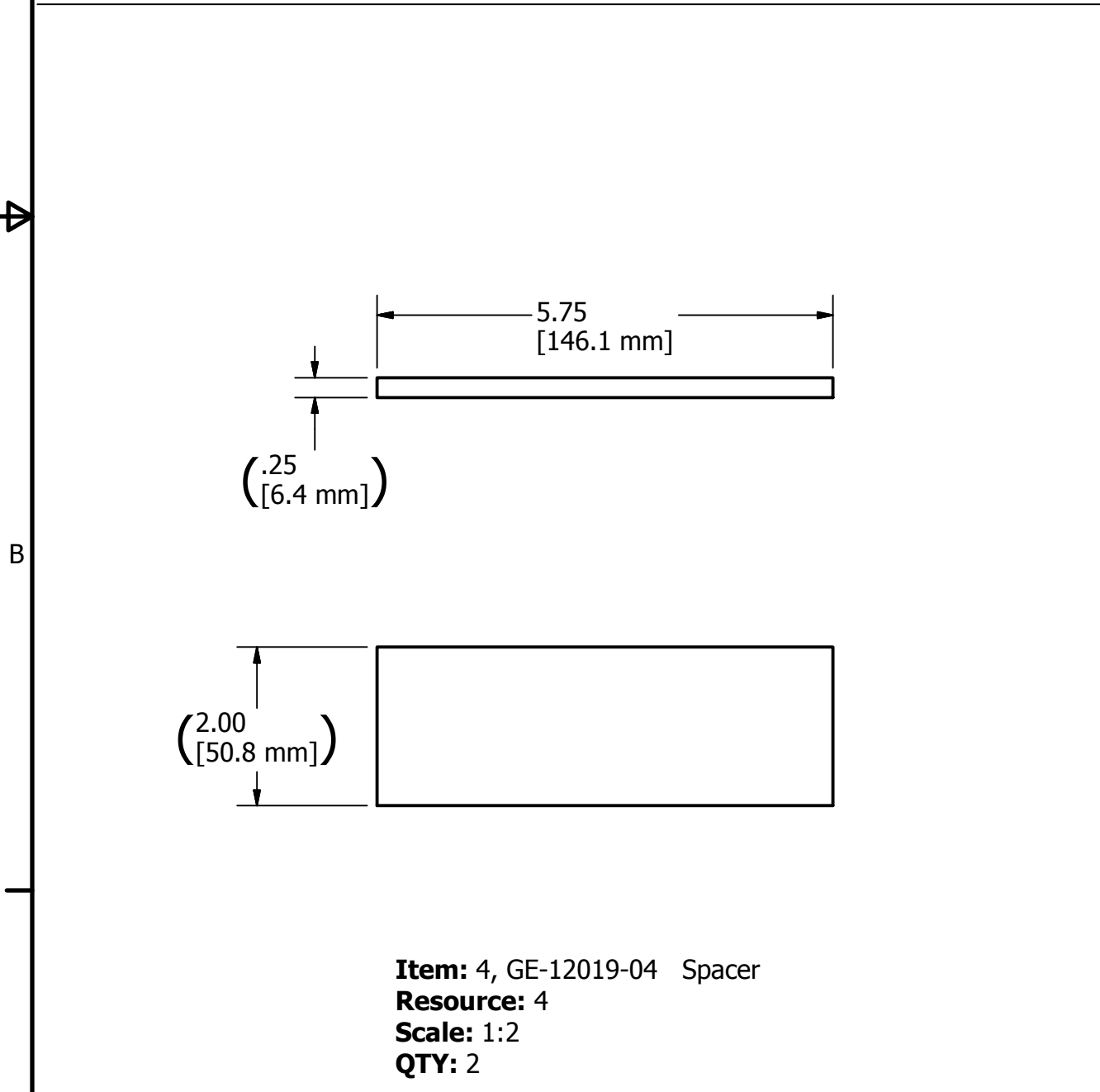


Item: 2, GE-12019-02 Tube, Cross Brace
 Resource: 2
 Scale: 1:2
 QTY: 2

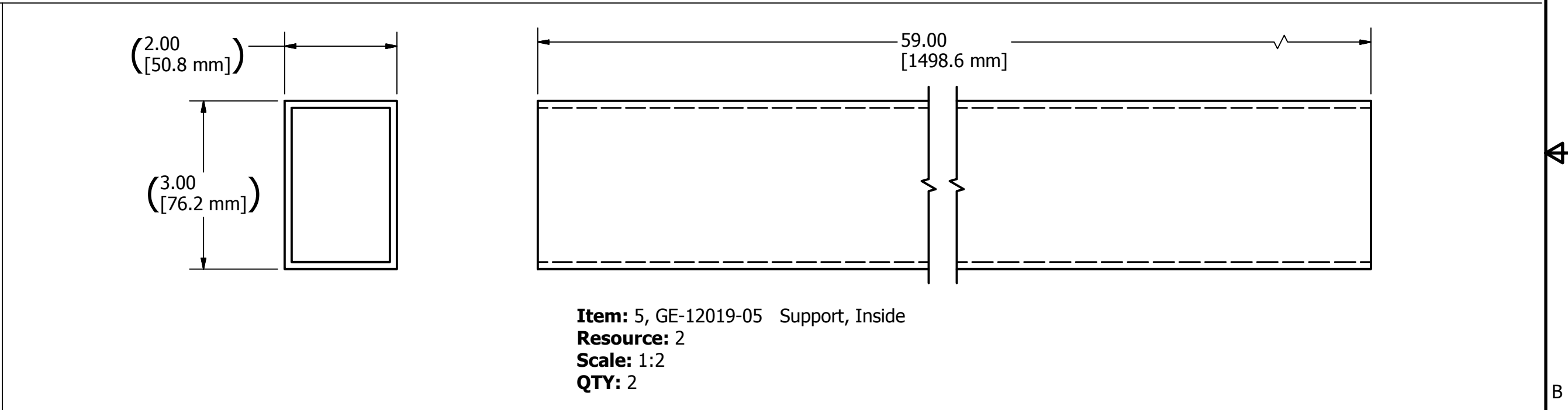
DRAWN dfoster	10/25/2011	FIRST 200 Bedford Street, Manchester, NH 03101 (603) 666-3906 -- FAX (603) 666-3907		
CHECKED				
UNLESS OTHERWISE SPECIFIED TOLERANCES: (INCHES)		TITLE Bridge, Frame		
FRAC.	+/- 1/32	SIZE	DWG NO	REV
.00	+/- .01	C	GE-12019	
.000	+/- .005			
ANGULAR	+/- .25 Deg.	SCALE	SHEET 6 OF 7	



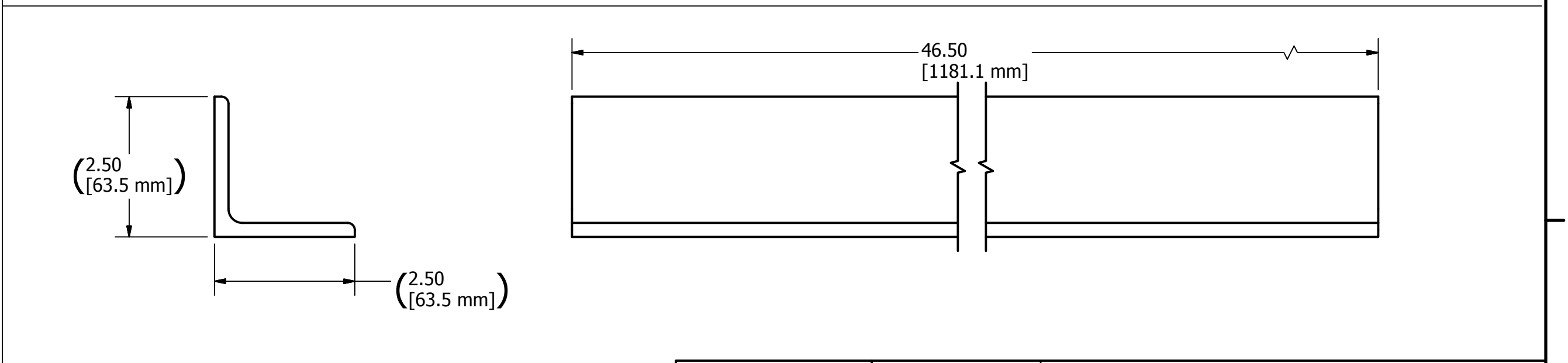
Item: 3, GE-12019-03 Channel, Outside
Resource: 3
Scale: 1:2
QTY: 2



Item: 4, GE-12019-04 Spacer
Resource: 4
Scale: 1:2
QTY: 2



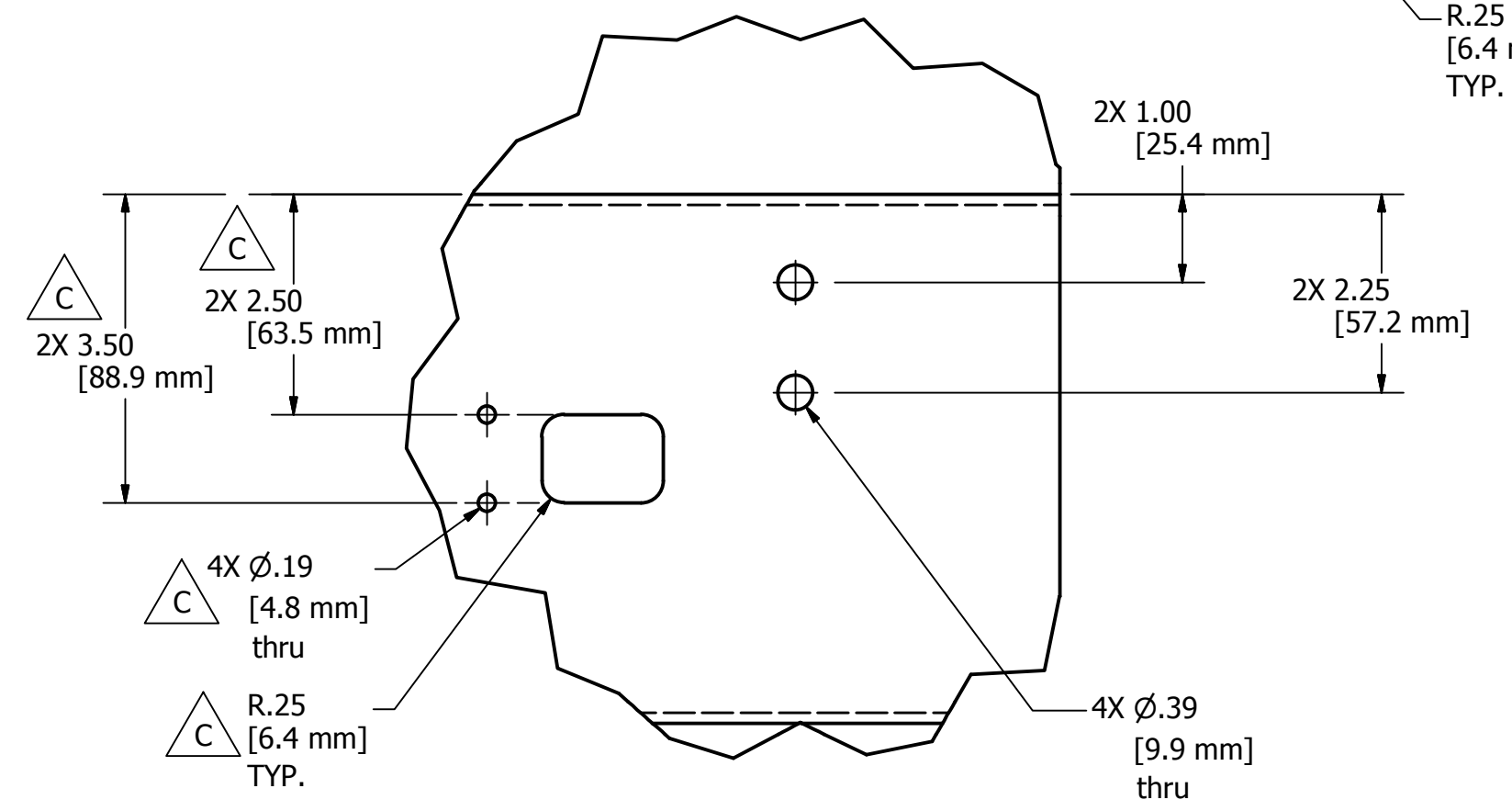
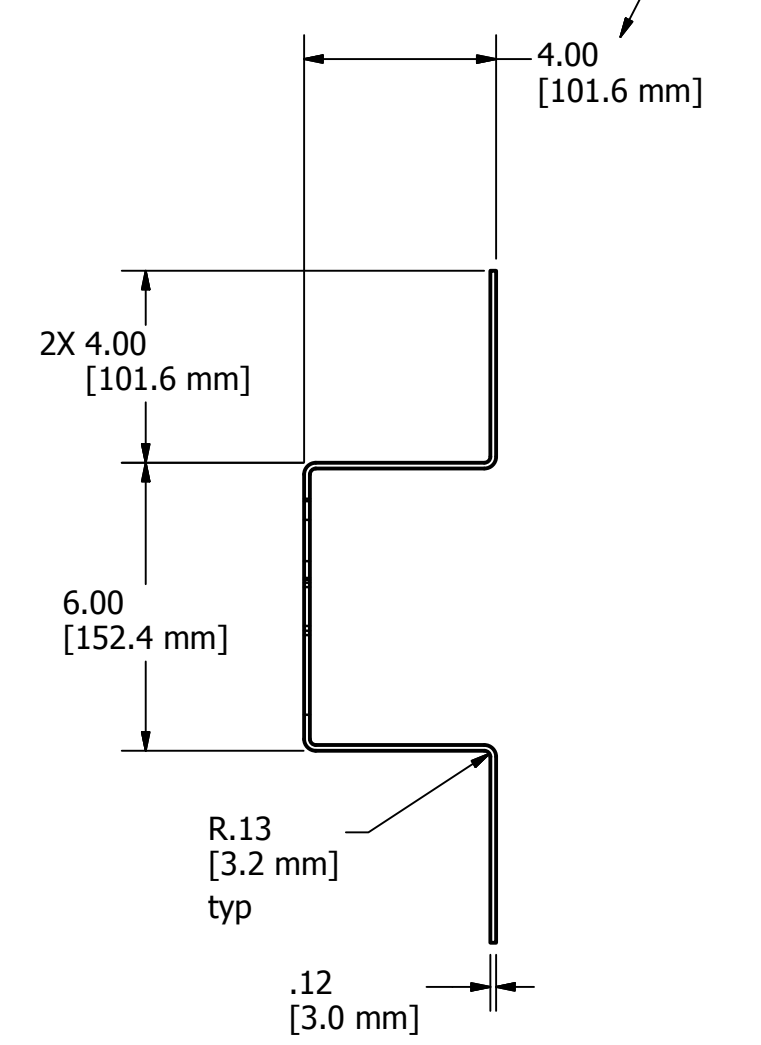
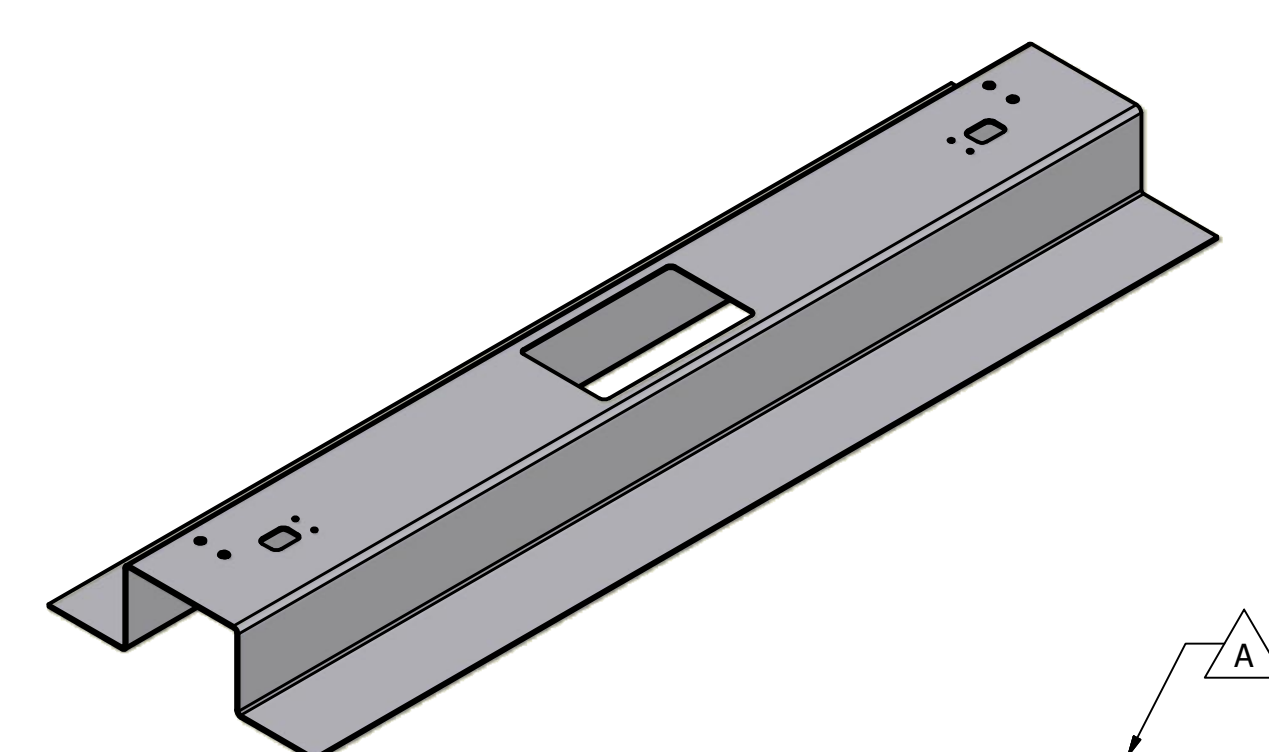
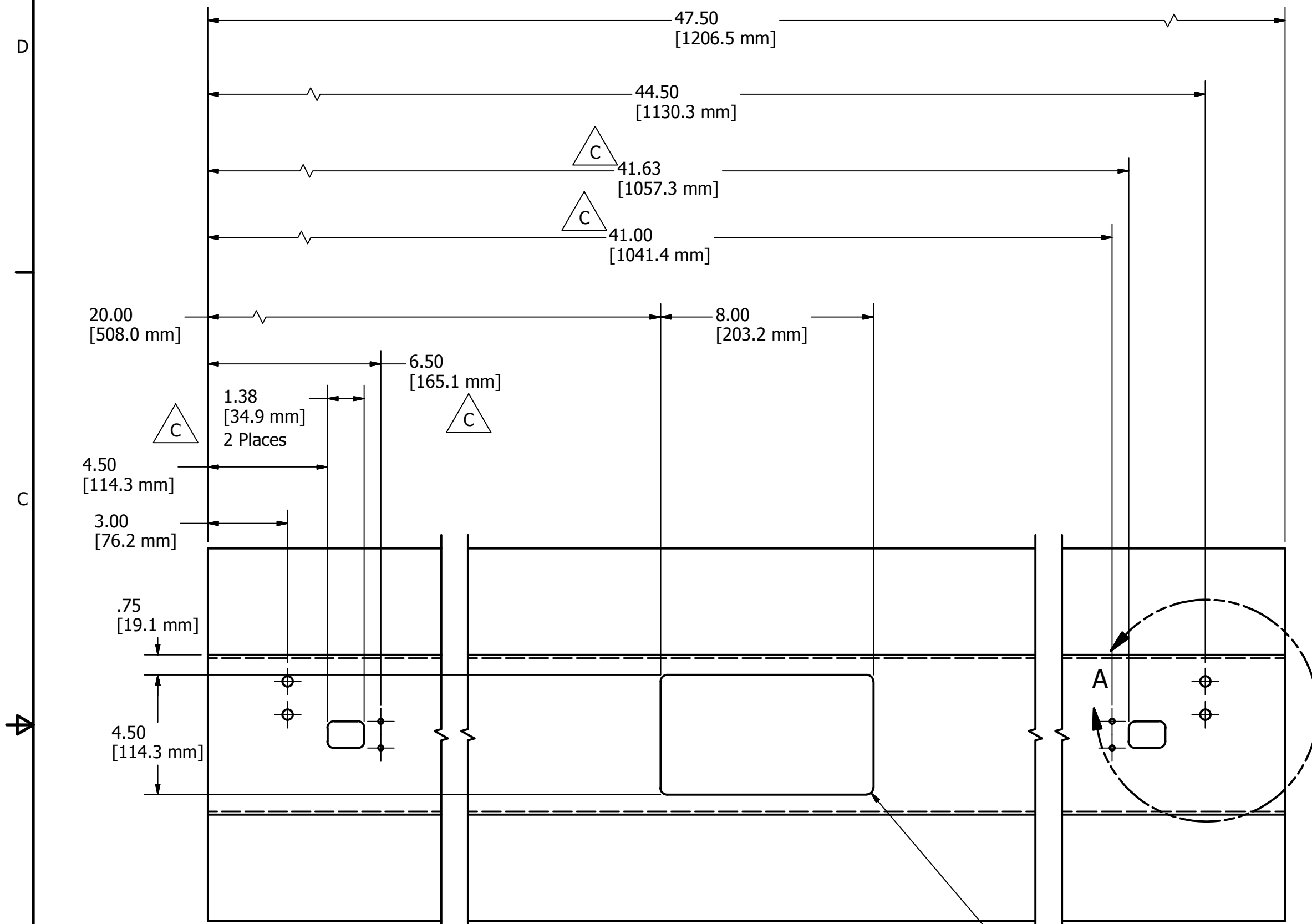
Item: 5, GE-12019-05 Support, Inside
Resource: 2
Scale: 1:2
QTY: 2



Item: 6, GE-12019-06 Angle, Bottom
Resource: 5
Scale: 1:2
QTY: 2

DRAWN dfoster	10/25/2011	FIRST 200 Bedford Street, Manchester, NH 03101 (603) 666-3906 -- FAX (603) 666-3907		
CHECKED				
UNLESS OTHERWISE SPECIFIED TOLERANCES: (INCHES)		TITLE Bridge, Frame		
FRAC.	+/- 1/32	SIZE C	DWG NO GE-12019	REV
.00	+/- .01			
.000	+/- .005			
ANGULAR	+/- .25 Deg.	SCALE	SHEET 7 OF 7	

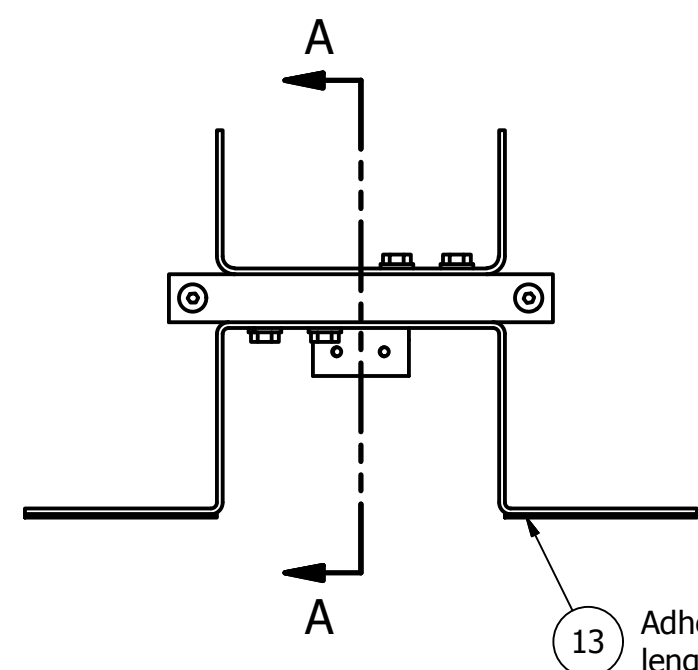
REVISION HISTORY				
ZONE	REV	DESCRIPTION	DATE	APPROVED
C1	A	Added the overall height dimension	10/27/2011	MLC
B2	B	Changed plating to Zinc with clear Chromate	11/1/2011	MLC
C3, C4 & B4	C	Added 1"x2" pockets and .19 dia holes	11/8/2011	DAF



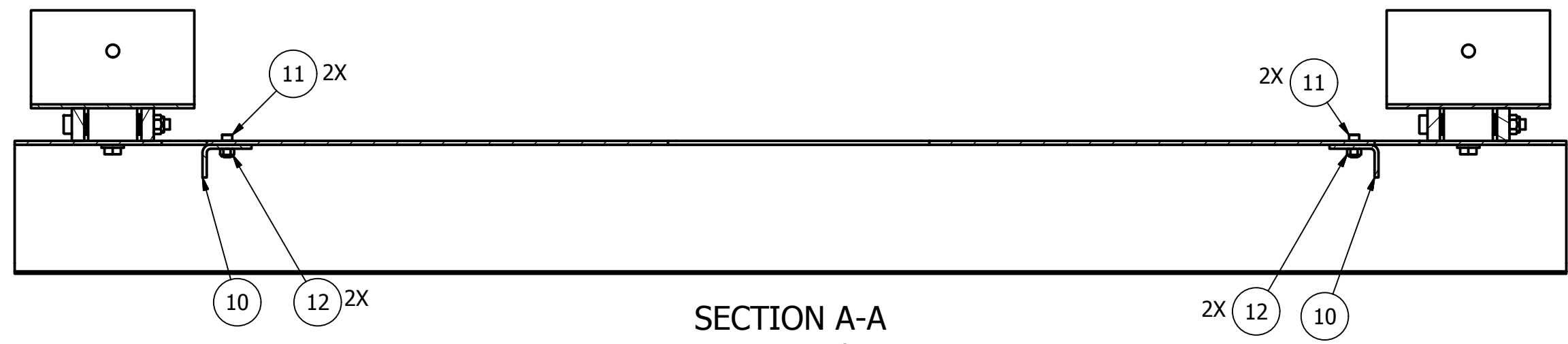
NOTE:
1.) Material: Cold Rolled, Sheet Steel
2.) Remove all burrs and sharp edges
3.) Plating Spec: Zinc with Clear Chromate

DETAIL A
SCALE 1/2

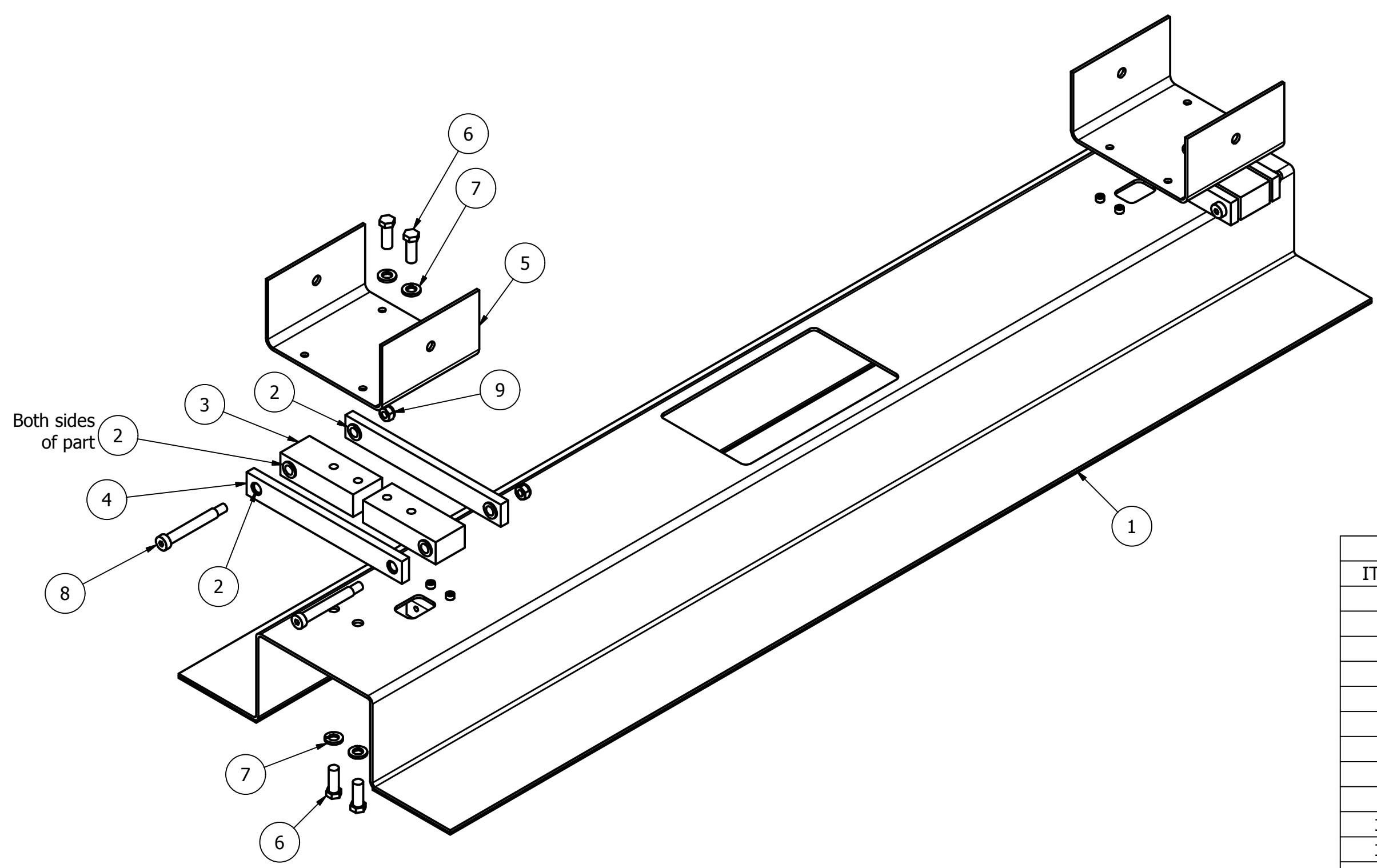
DRAWN dfoster	10/25/2011	FIRST 200 Bedford Street, Manchester, NH 03101 (603) 666-3906 -- FAX (603) 666-3907		
CHECKED				
UNLESS OTHERWISE SPECIFIED TOLERANCES: (INCHES)		TITLE Bridge Base		
FRAC.	+/- 1/32	SIZE C	DWG NO GE-12021	REV C
.00	+/- .01			
.000	+/- .005			
ANGULAR	+/- .25 Deg.	SCALE	SHEET 1 OF 1	



13 Adhere 4" velcro the entire length of channel. Both flanges of channel.



SECTION A-A
SCALE 1 / 4



Both sides of part 2

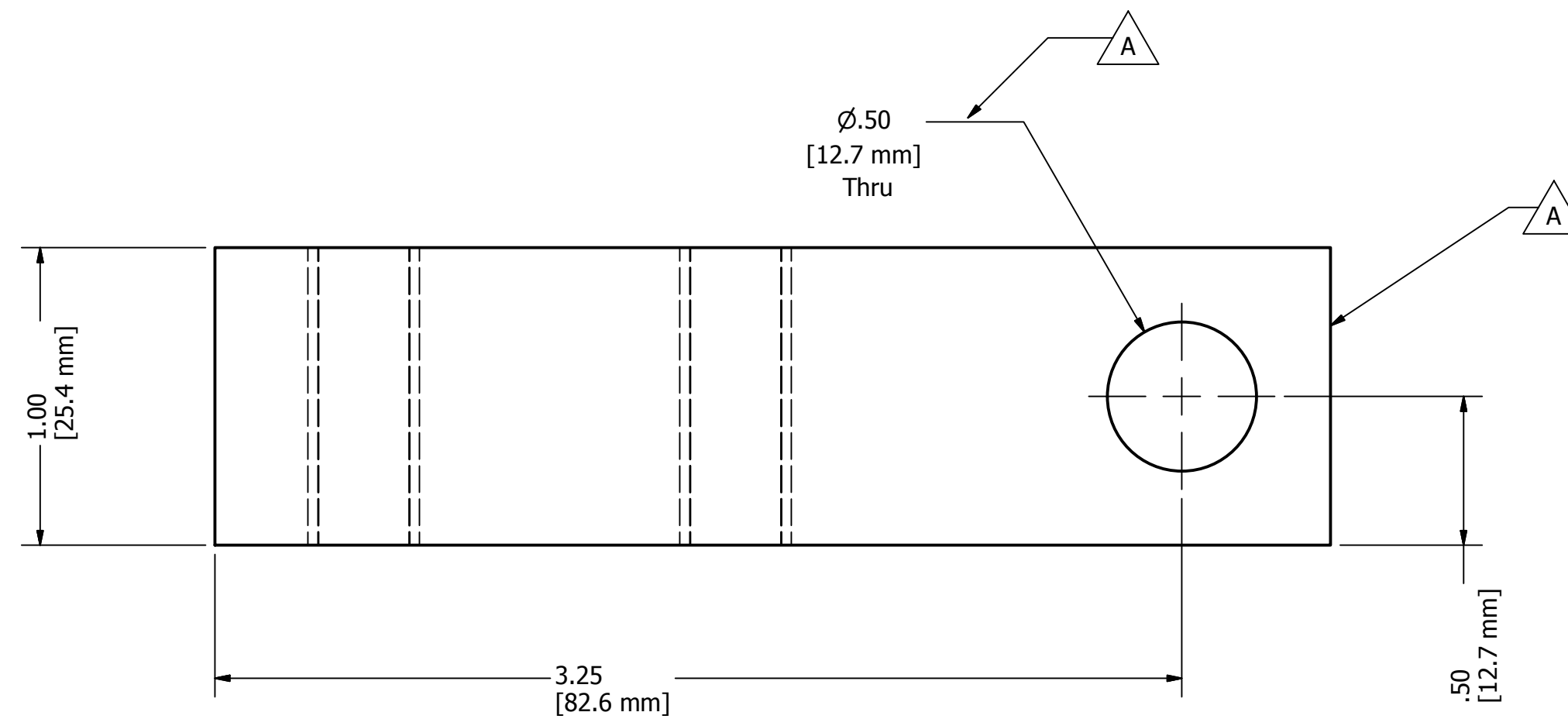
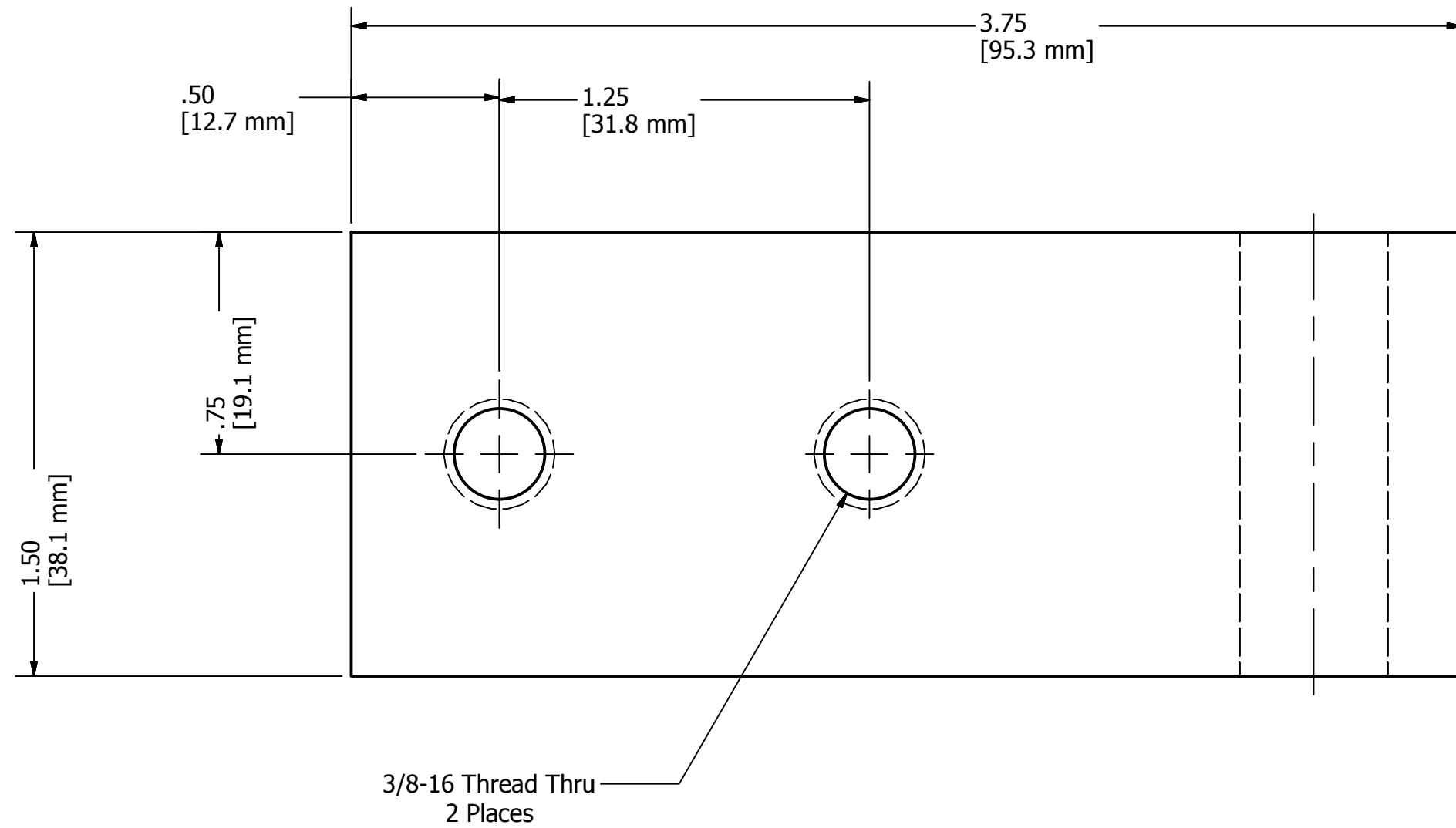
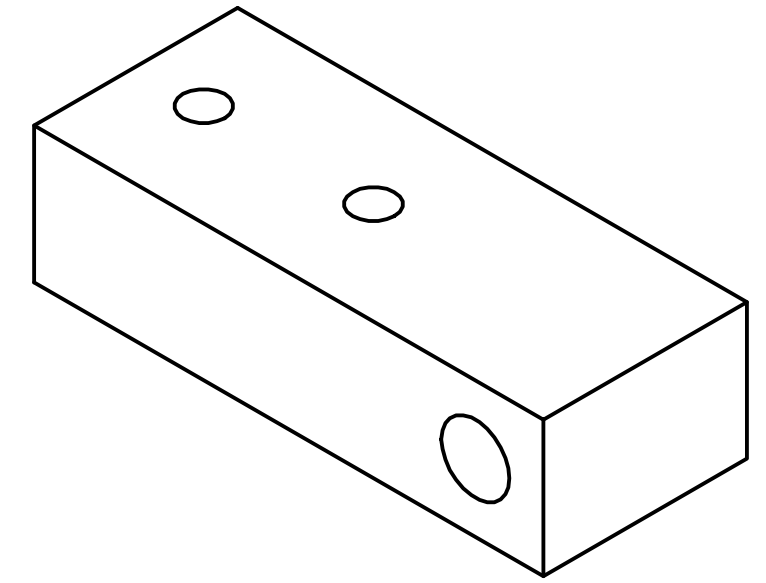
Notes:

1. Items 10, 11 and 12 are used for scoring systems sensors, and are not required for normal non-competition bridge operation.

PARTS LIST			
ITEM	QTY	PART NUMBER	DESCRIPTION
1	1	GE-12021	Bridge Base
2	16	PP-00065	Bushing, Flanged
3	4	GE-12023	Hinge Plate, Single
4	4	GE-12024	Hinge Plate, Double
5	2	GE-12025	Bridge Holder
6	8	HW-00043	Hex head bolt 3/8-16 x 1.250"
7	8	HW-00064	Washer, Lock 3/8"
8	4	HW-00065	Shoulder Screw, .375 x 2.5" L, Alloy Steel
9	4	HW-00033	Nut, Nylock 5/16-18 Zinc Plate
10	2	GE-12061	Bridge Sensor Bracket
11	4	HW-00070	Hex SHCS, 10-24 x .5"
12	4	HW-00071	Nut, Lock 10-24
13	2	GE-12022-01	4" Hook Velcro, Adhesive Backed, 96" total

DRAWN dfoster	11/18/2011	FIRST 200 Bedford Street, Manchester, NH 03101 (603) 666-3906 -- FAX (603) 666-3907		
CHECKED				
UNLESS OTHERWISE SPECIFIED		TITLE		
TOLERANCES: (INCHES)		Bridge Base Assembly		
FRAC.	+/- 1/32	SIZE	DWG NO	REV
.00	+/- .01	C	GE-12022	
.000	+/- .005	SCALE		
ANGULAR	+/- .25 Deg.			SHEET 1 OF 1

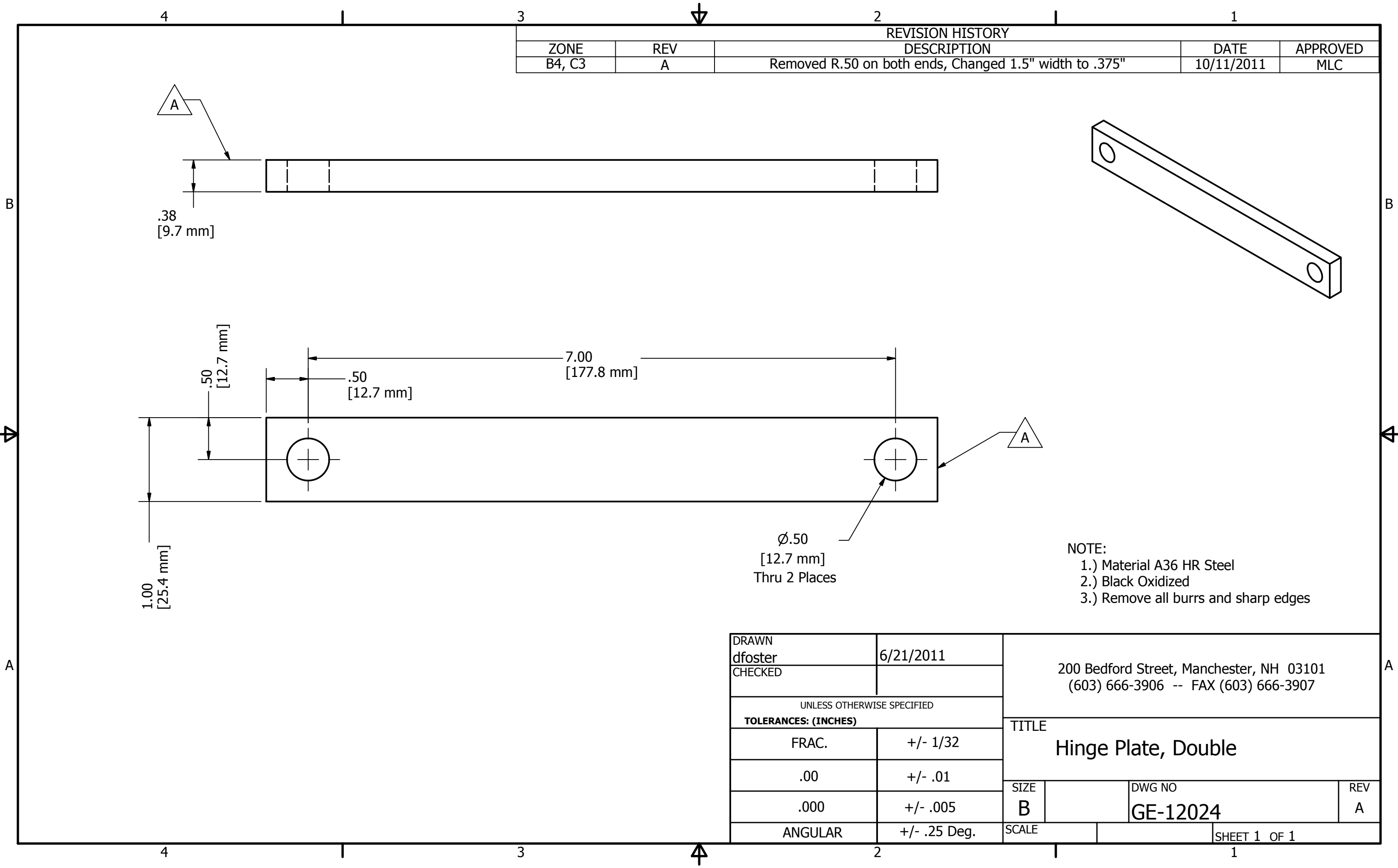
REVISION HISTORY				
ZONE	REV	DESCRIPTION	DATE	APPROVED
B2, 3	A	Removed R .50, changed Dia.50 @ 1" deep to a thru hole	10/11/2011	MLC



NOTE:
 1.) Material A36 HR Steel
 2.) Black Oxide Finish
 3.) Remove all burrs and sharp edges

DRAWN dfoster		6/20/2011		200 Bedford Street, Manchester, NH 03101 (603) 666-3906 -- FAX (603) 666-3907	
CHECKED					
UNLESS OTHERWISE SPECIFIED TOLERANCES: (INCHES)				TITLE Hinge Plate, Single	
FRAC.		+/- 1/32		SIZE	DWG NO
.00		+/- .01		C	GE-12023
.000		+/- .005		SCALE	REV
ANGULAR		+/- .25 Deg.			A
				SHEET 1 OF 1	

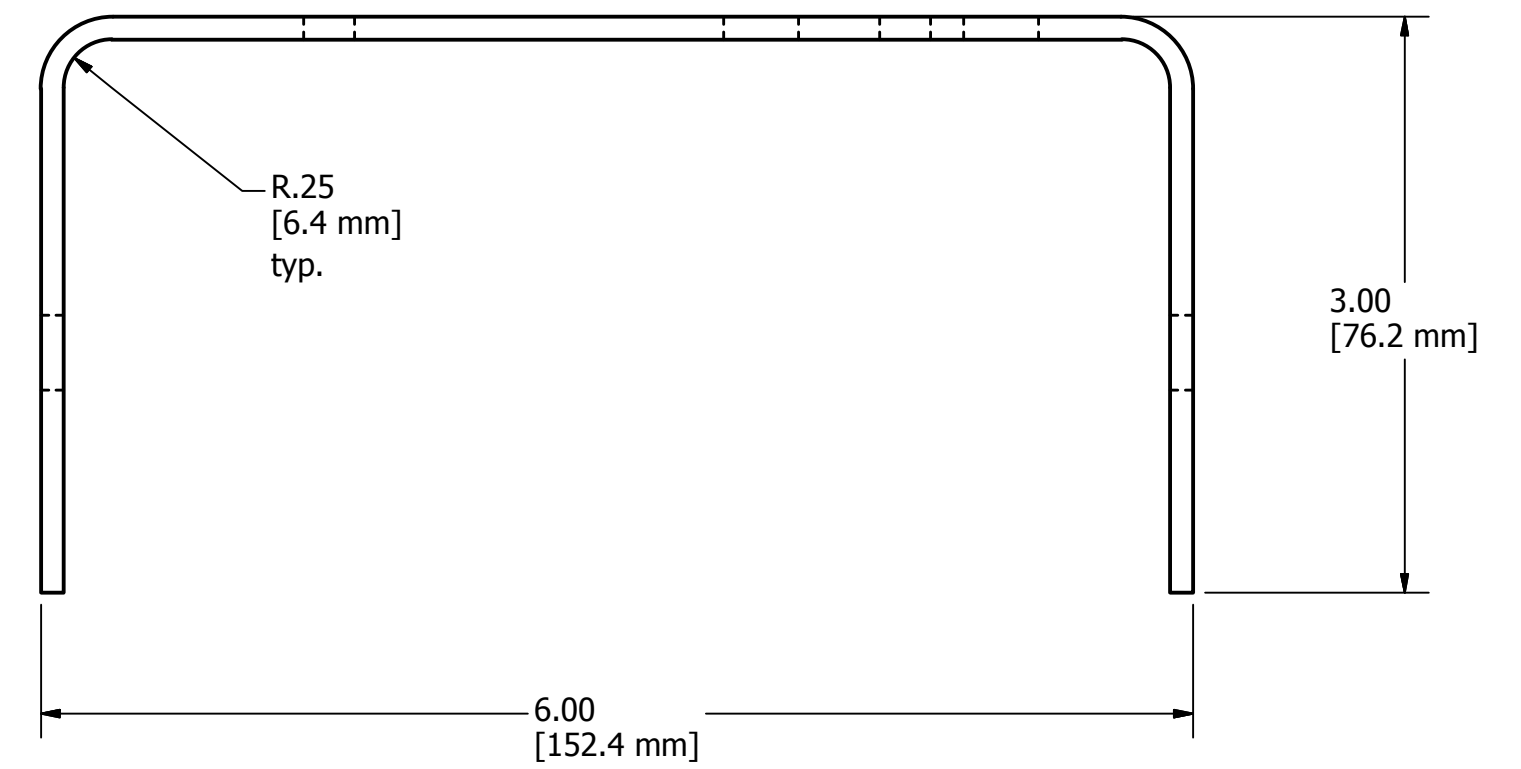
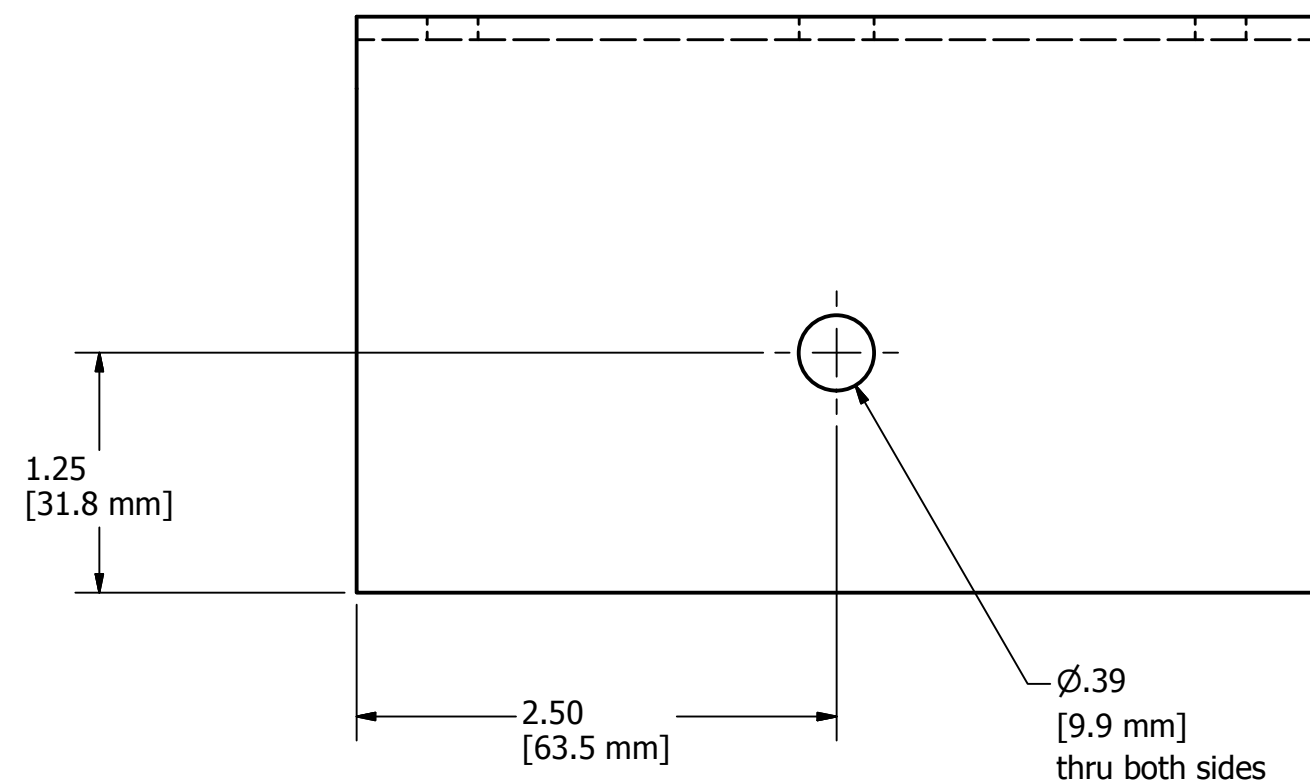
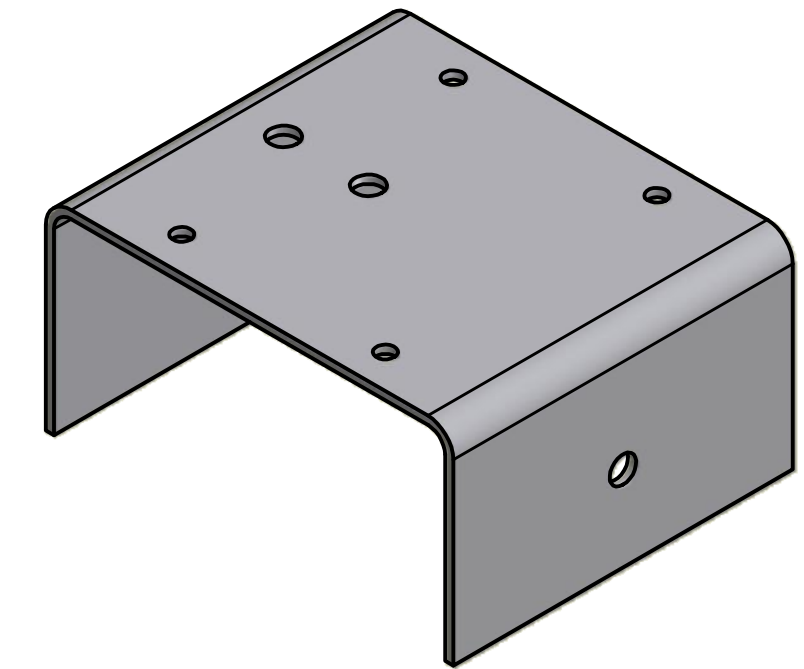
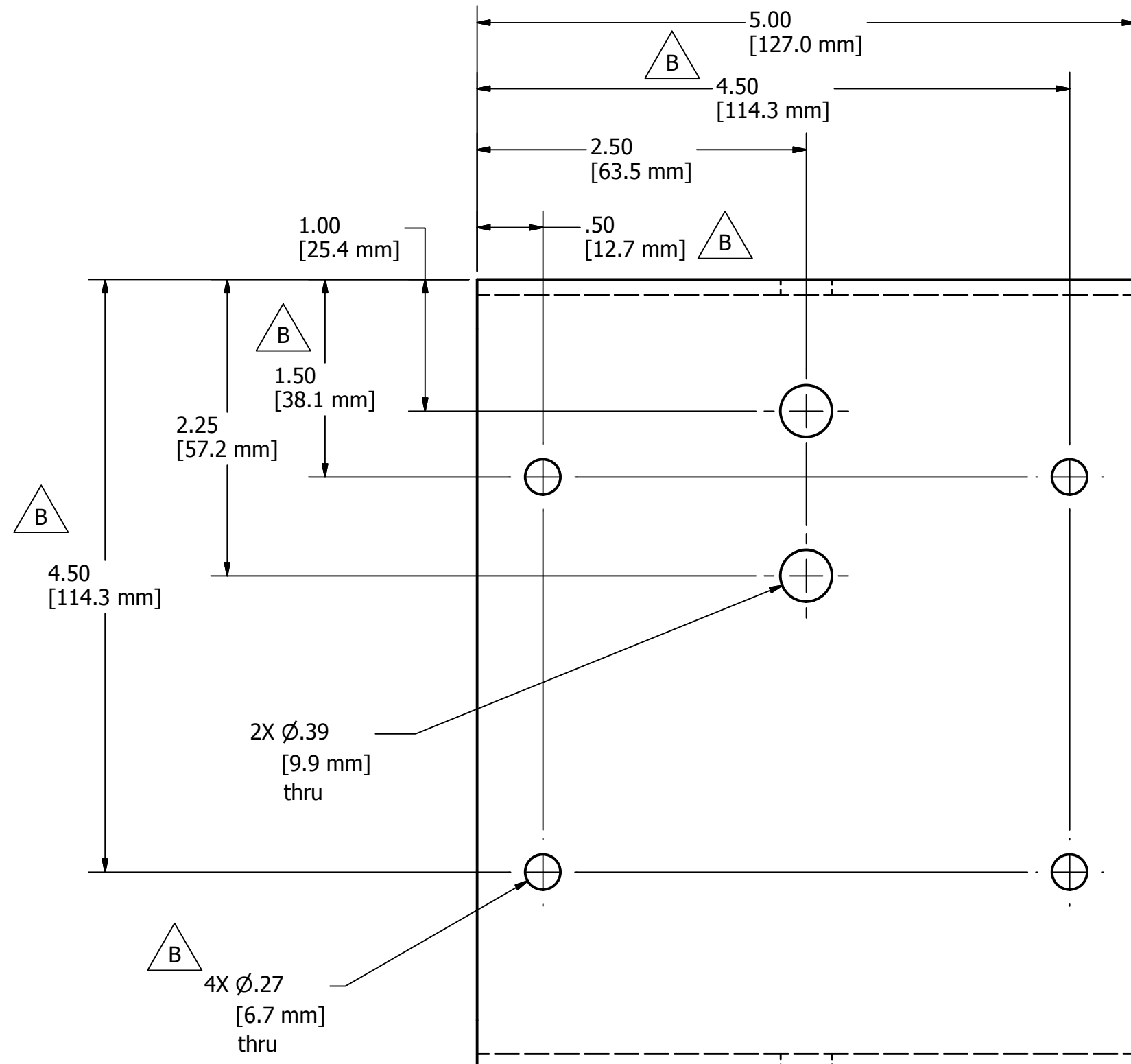
REVISION HISTORY				
ZONE	REV	DESCRIPTION	DATE	APPROVED
B4, C3	A	Removed R.50 on both ends, Changed 1.5" width to .375"	10/11/2011	MLC



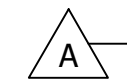
NOTE:
 1.) Material A36 HR Steel
 2.) Black Oxidized
 3.) Remove all burrs and sharp edges

DRAWN dfoster	6/21/2011	200 Bedford Street, Manchester, NH 03101 (603) 666-3906 -- FAX (603) 666-3907		
CHECKED				
UNLESS OTHERWISE SPECIFIED		TITLE		
TOLERANCES: (INCHES)		Hinge Plate, Double		
FRAC.	+/- 1/32	SIZE	DWG NO	REV
.00	+/- .01	B	GE-12024	A
.000	+/- .005	SCALE	SHEET 1 OF 1	
ANGULAR	+/- .25 Deg.			

ZONE		REV	DESCRIPTION	DATE	APPROVED
A-3		A	Changed plating to Zinc with Clear Chromate	11/1/2011	MLC
D3 & D4		B	Added 4, .27 dia holes	11/8/2011	

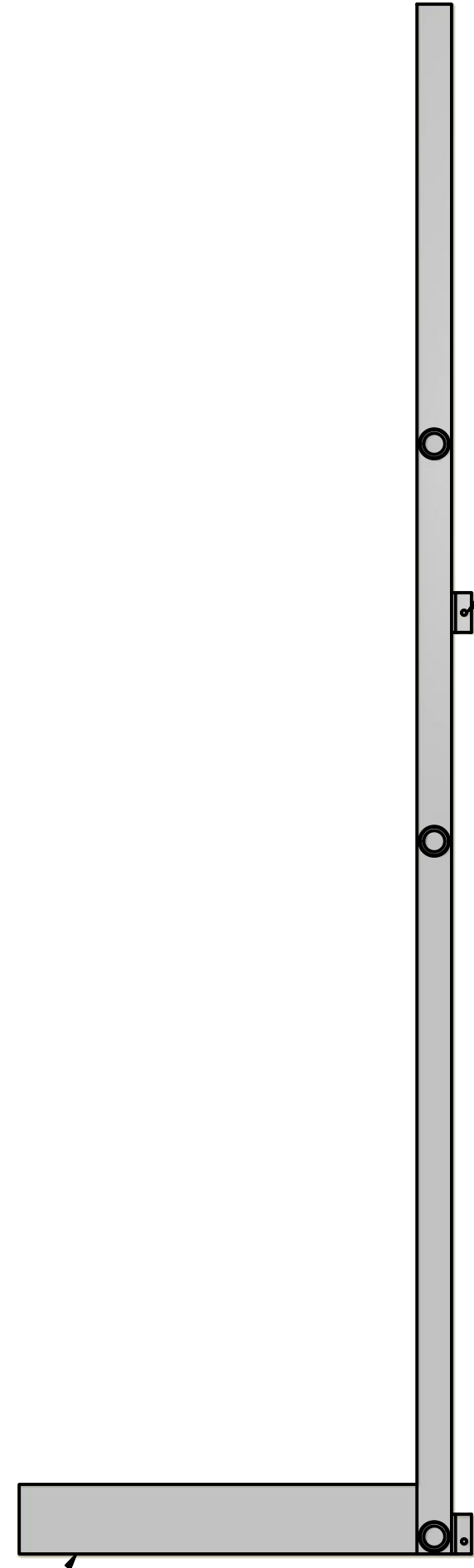
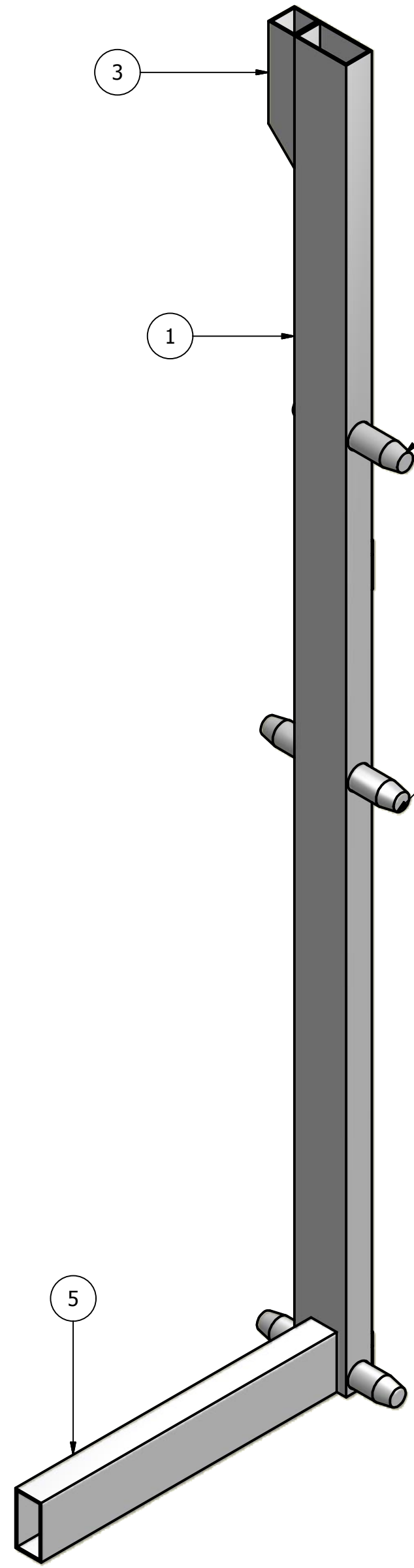


- NOTE:
- 1.) Material: Cold Rolled, Sheet Steel
 - 2.) Remove all burrs and sharp edges
 - 3.) Plating Spec: Zinc with Clear Chromate



DRAWN dfoster	10/26/2011	FIRST 200 Bedford Street, Manchester, NH 03101 (603) 666-3906 -- FAX (603) 666-3907		
CHECKED				
UNLESS OTHERWISE SPECIFIED TOLERANCES: (INCHES)		TITLE Bridge Holder		
FRAC.	+/- 1/32	SIZE	DWG NO	REV
.00	+/- .01	C	GE-12025	B
.000	+/- .005	SCALE	SHEET 1 OF 1	
ANGULAR	+/- .25 Deg.			

REVISION HISTORY				
ZONE	REV	DESCRIPTION	DATE	APPROVED
B1	A	Changed connector pin dia. from 1.5" to 1.4375"	10/27/2011	MLC
B3	B	Added a pin length on sheet 3	11/17/2011	MLC



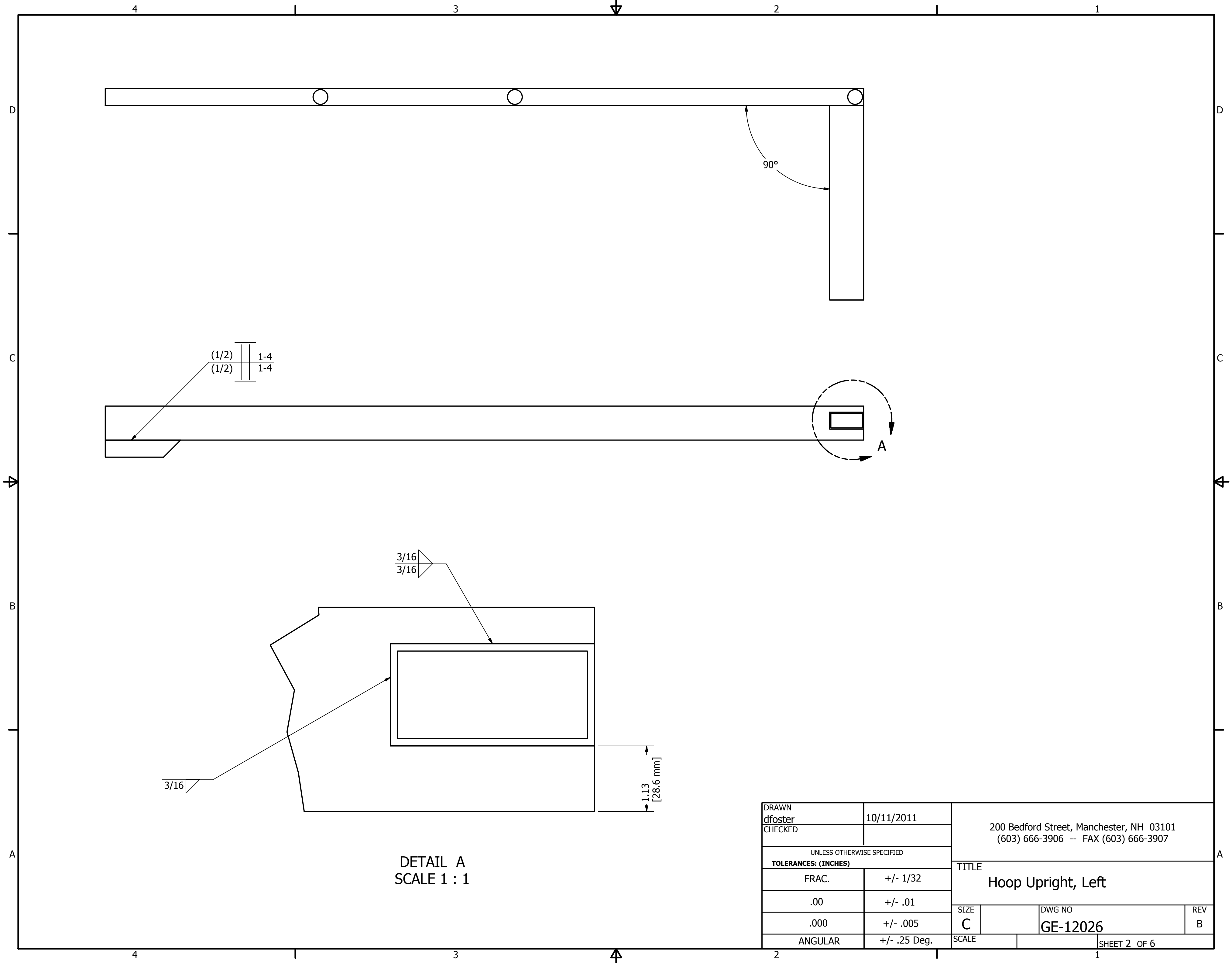
Apply 2" Hook Velcro to this surface.

Side View

RESOURCES		
Resource	Material	Quantity
1	1-3/4" x 1-3/4" x 1/8", 6063 Aluminum Square Tube	8 Inches
2	1-3/4" x 3-1/2" x 1/8" 6063 Aluminum Rectangular Tube	99 Inches
3	1-7/16" OD 6061 Aluminum Round Bar	25 Inches
4	1" x 1" x 3/16" 6061 Aluminum Angle	9 Inches
5	2" Hook Velcro, Adhesive Backed	20 Inches

PARTS LIST			
ITEM	QTY	PART NUMBER	DESCRIPTION
1	1	GE-12026-01	Main Support
2	2	GE-12026-02	Connector Pin
3	1	GE-12026-03	Top Rail Mount
4	1	GE-12026-04	Half Connector Pin
5	1	GE-12026-05	Foot
6	4	GE-12026-06	Mounting Bracket

DRAWN dfoster		10/11/2011		200 Bedford Street, Manchester, NH 03101 (603) 666-3906 -- FAX (603) 666-3907	
CHECKED					
UNLESS OTHERWISE SPECIFIED TOLERANCES: (INCHES)				TITLE	
FRAC.	+/- 1/32		Hoop Upright, Left		
.00	+/- .01				
.000	+/- .005				
ANGULAR	+/- .25 Deg.		SIZE C	DWG NO GE-12026	REV B
SCALE			SHEET 1 OF 6		



(1/2) 1-4
 (1/2) 1-4

3/16
 3/16

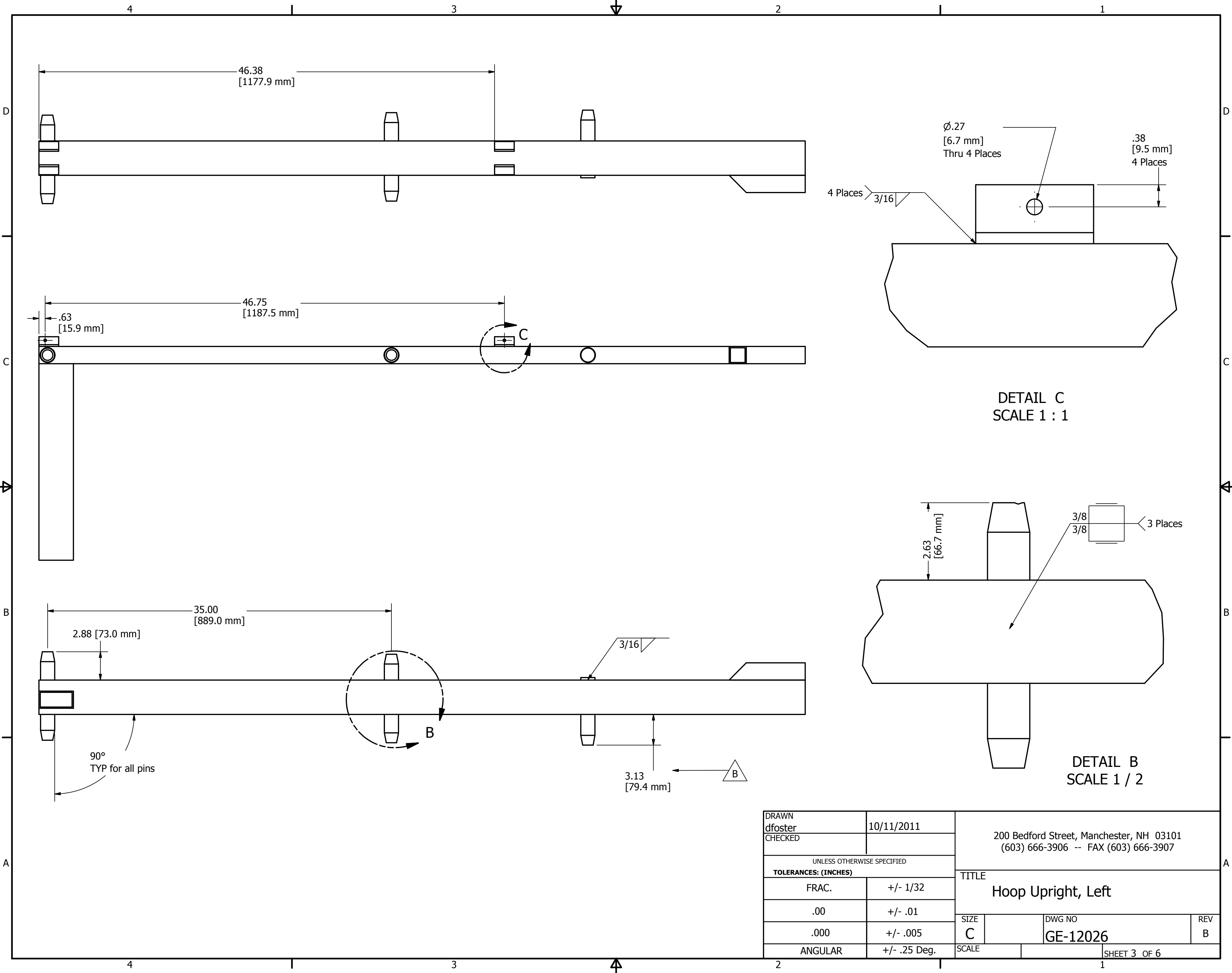
3/16

1.13
 [28.6 mm]

90°

DETAIL A
 SCALE 1 : 1

DRAWN dfoster		10/11/2011		200 Bedford Street, Manchester, NH 03101 (603) 666-3906 -- FAX (603) 666-3907			
CHECKED							
UNLESS OTHERWISE SPECIFIED TOLERANCES: (INCHES)				TITLE Hoop Upright, Left			
FRAC.		+/- 1/32		SIZE C		DWG NO GE-12026	
.00		+/- .01		SCALE		REV B	
.000		+/- .005		SHEET 2 OF 6			
ANGULAR		+/- .25 Deg.					



46.38
[1177.9 mm]

46.75
[1187.5 mm]

35.00
[889.0 mm]

Ø.27
[6.7 mm]
Thru 4 Places

.38
[9.5 mm]
4 Places

4 Places 3/16

DETAIL C
SCALE 1 : 1

3/8
3/8 3 Places

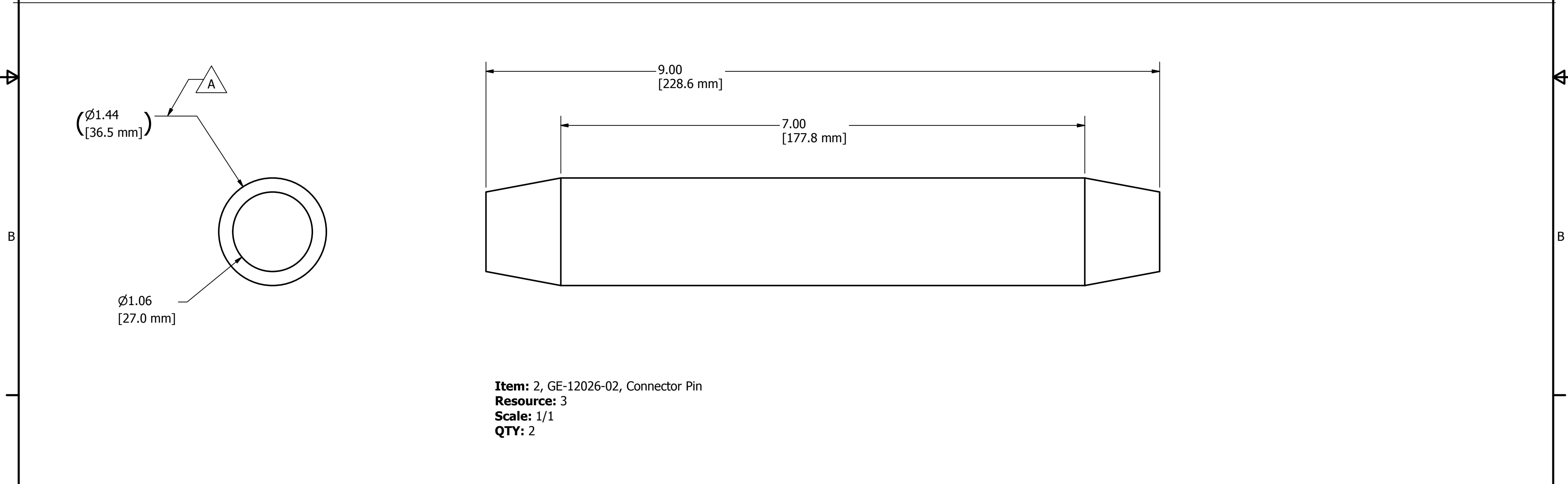
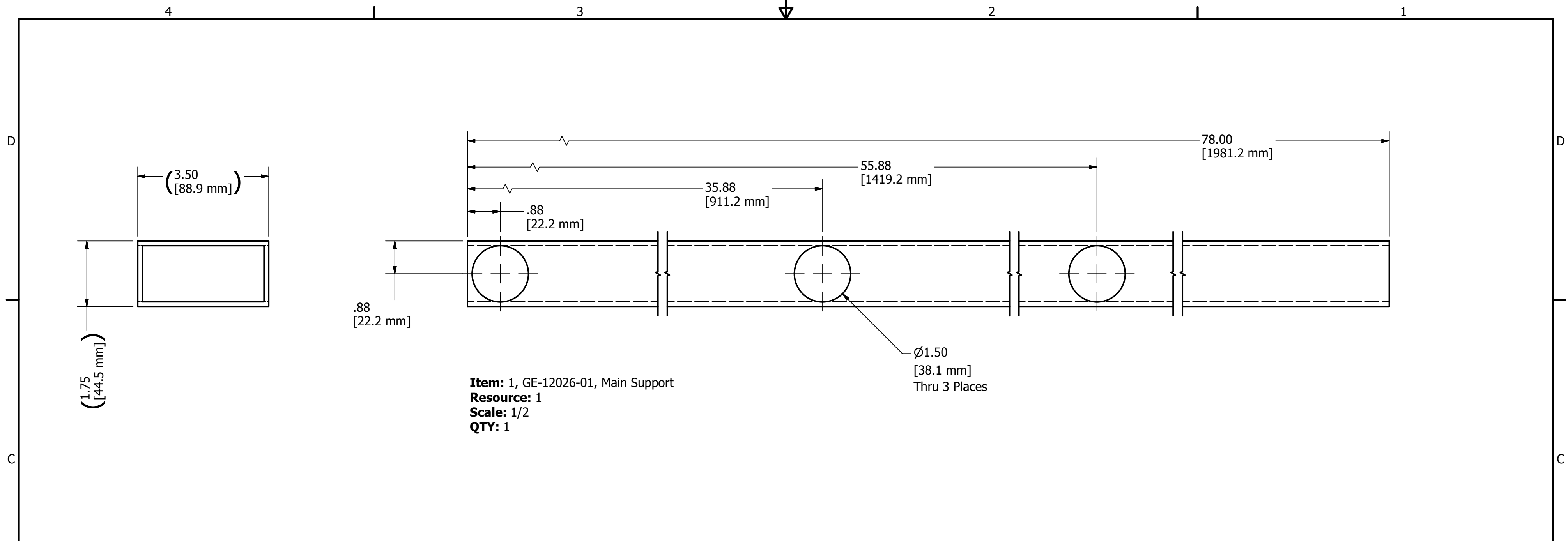
2.63
[66.7 mm]

DETAIL B
SCALE 1 / 2

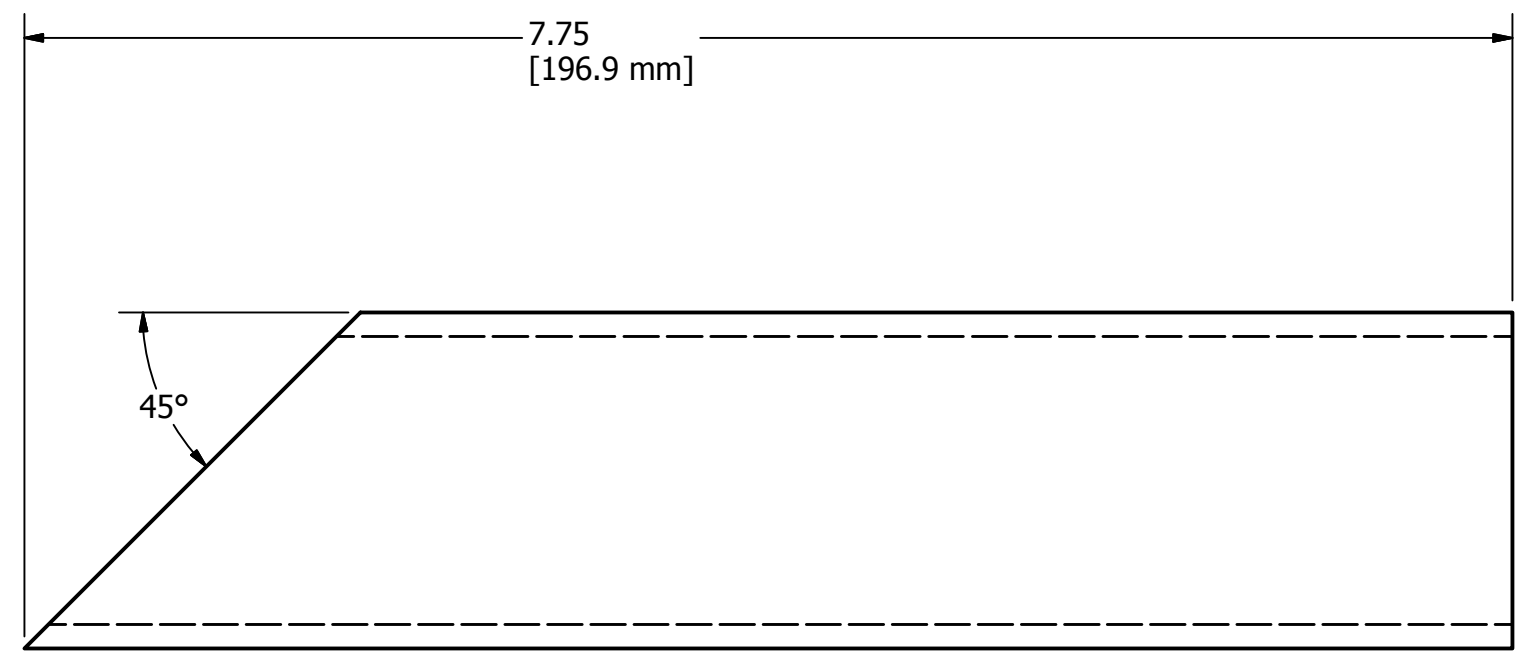
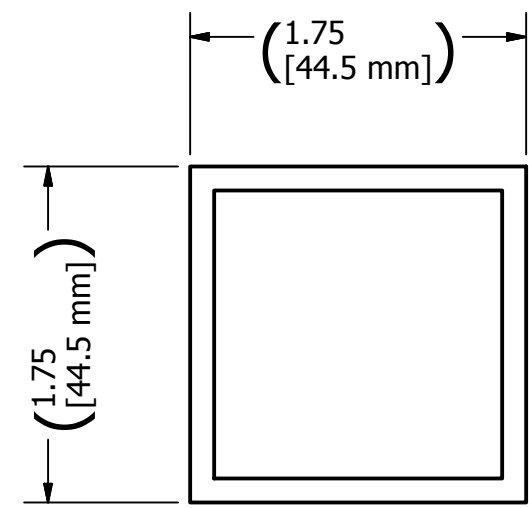
DRAWN dfoster		10/11/2011		200 Bedford Street, Manchester, NH 03101 (603) 666-3906 -- FAX (603) 666-3907	
CHECKED					
UNLESS OTHERWISE SPECIFIED TOLERANCES: (INCHES)				TITLE	
FRAC.		+/- 1/32		Hoop Upright, Left	
.00		+/- .01			
.000		+/- .005		SIZE	DWG NO
ANGULAR		+/- .25 Deg.		C	GE-12026
				SCALE	REV B
				SHEET 3 OF 6	

90°
TYP for all pins

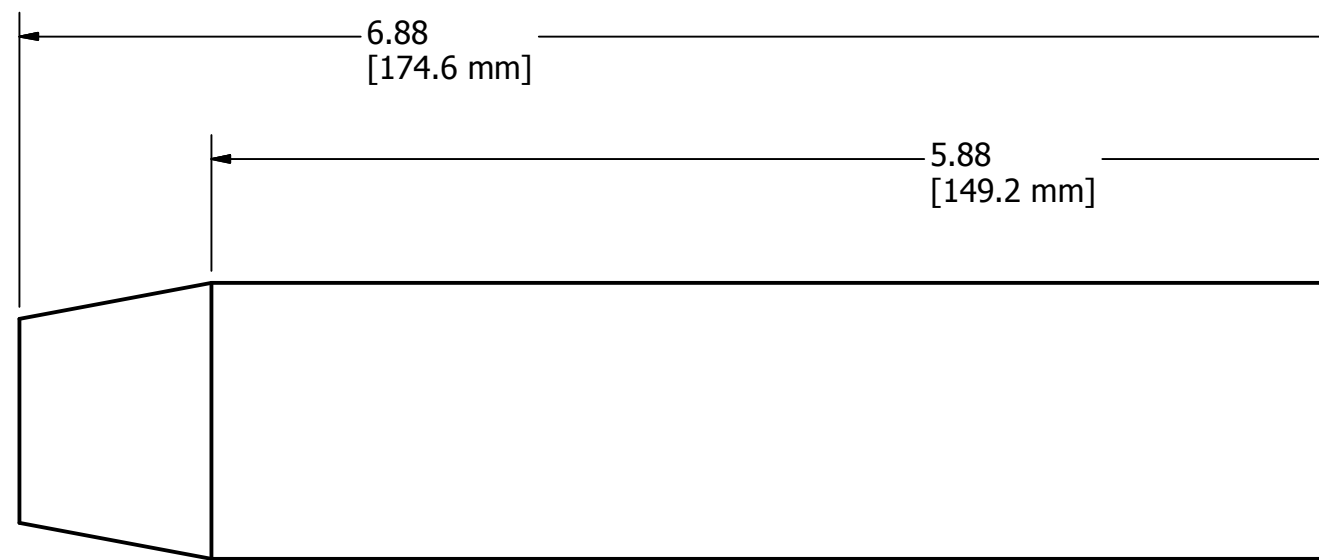
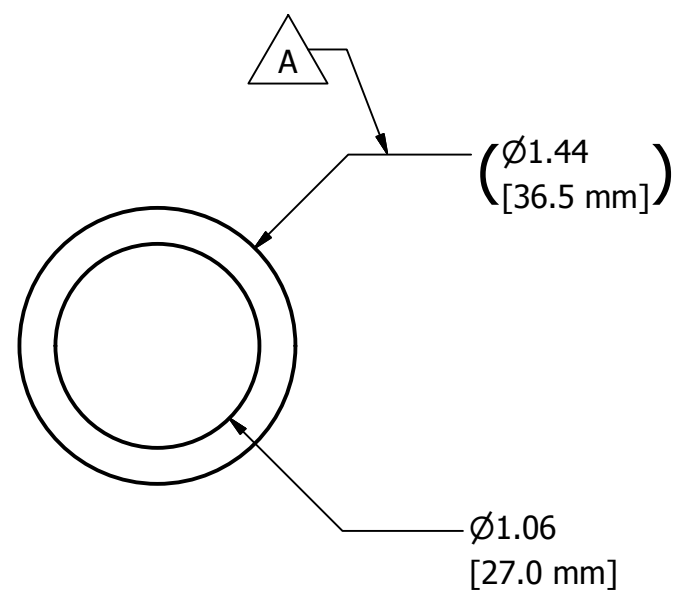
3.13
[79.4 mm]



DRAWN dfoster	10/11/2011	200 Bedford Street, Manchester, NH 03101 (603) 666-3906 -- FAX (603) 666-3907		
CHECKED				
UNLESS OTHERWISE SPECIFIED TOLERANCES: (INCHES)		TITLE Hoop Upright, Left		
FRAC.	+/- 1/32	SIZE C	DWG NO GE-12026	REV B
.00	+/- .01			
.000	+/- .005			
ANGULAR	+/- .25 Deg.	SCALE	SHEET 4 OF 6	

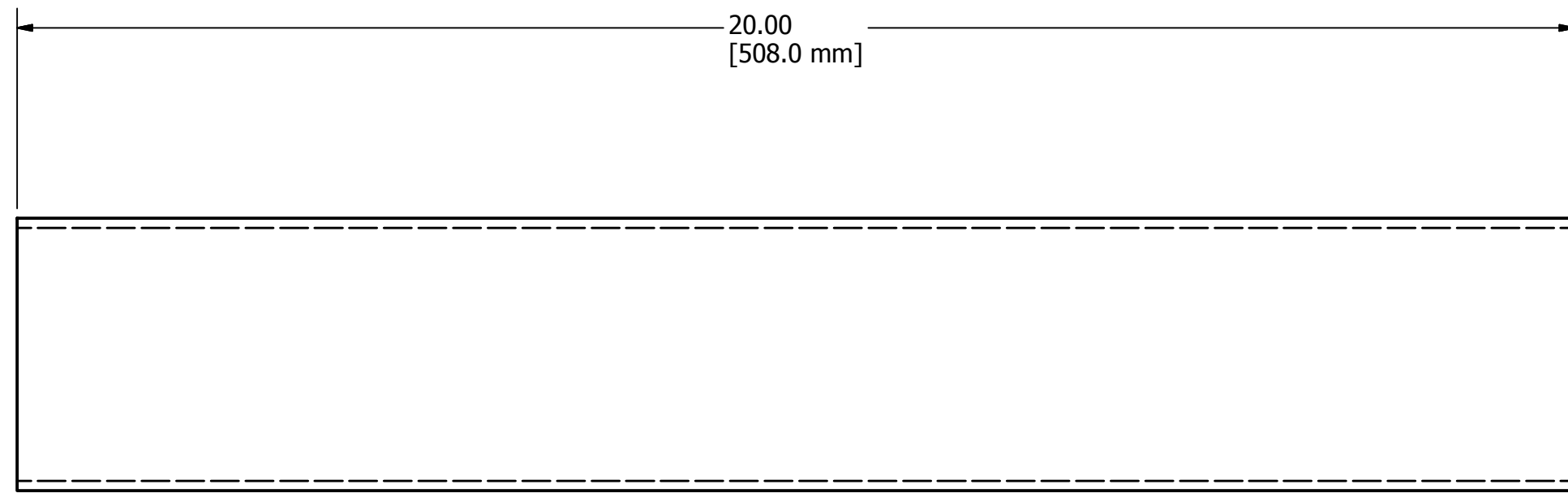
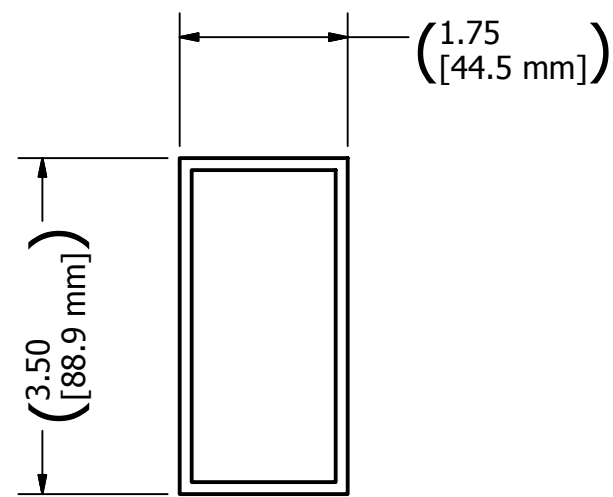


Item: 3, GE-12026-03, Top Rail Mount
Resource: 1
Scale: 1/1
QTY: 1

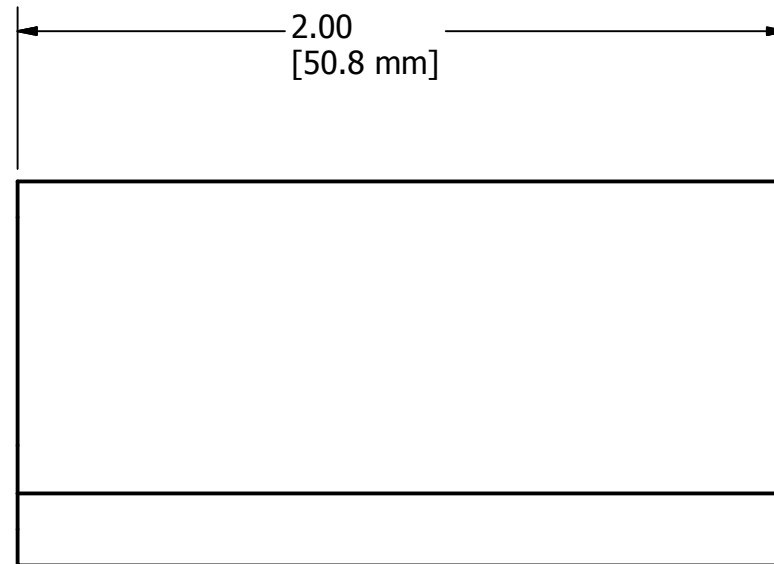
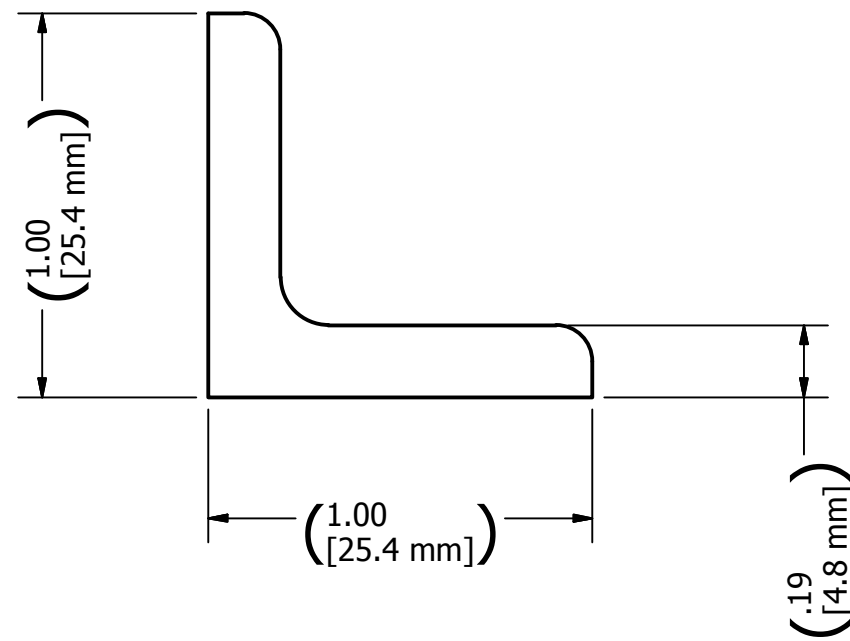


Item: 4, GE-12026-04, Half Connector Pin
Resource: 3
Scale: 1/1
QTY: 1

DRAWN dfoster	10/11/2011	200 Bedford Street, Manchester, NH 03101 (603) 666-3906 -- FAX (603) 666-3907		
CHECKED				
UNLESS OTHERWISE SPECIFIED TOLERANCES: (INCHES)		TITLE Hoop Upright, Left		
FRAC.	+/- 1/32	SIZE	DWG NO	REV
.00	+/- .01	C	GE-12026	B
.000	+/- .005	SCALE	SHEET 5 OF 6	
ANGULAR	+/- .25 Deg.			



Item: 5, GE-12026-05, Foot
Resource: 2
Scale: 1/2
QTY: 1



Item: 6, GE-12026-06, Mounting Bracket
Resource: 4
Scale: 2/1
QTY: 4

DRAWN dfoster	10/11/2011	200 Bedford Street, Manchester, NH 03101 (603) 666-3906 -- FAX (603) 666-3907		
CHECKED				
UNLESS OTHERWISE SPECIFIED TOLERANCES: (INCHES)		TITLE Hoop Upright, Left		
FRAC.	+/- 1/32	SIZE	DWG NO	REV
.00	+/- .01	C	GE-12026	B
.000	+/- .005	SCALE	SHEET 6 OF 6	
ANGULAR	+/- .25 Deg.			

REVISION HISTORY				
ZONE	REV	DESCRIPTION	DATE	APPROVED
B1	A	Changed connector pin dia from 1.5" to 1.4375"	10/27/2011	MLC
B3	B	Added pin length on sheet 3	11/17/2011	MLC

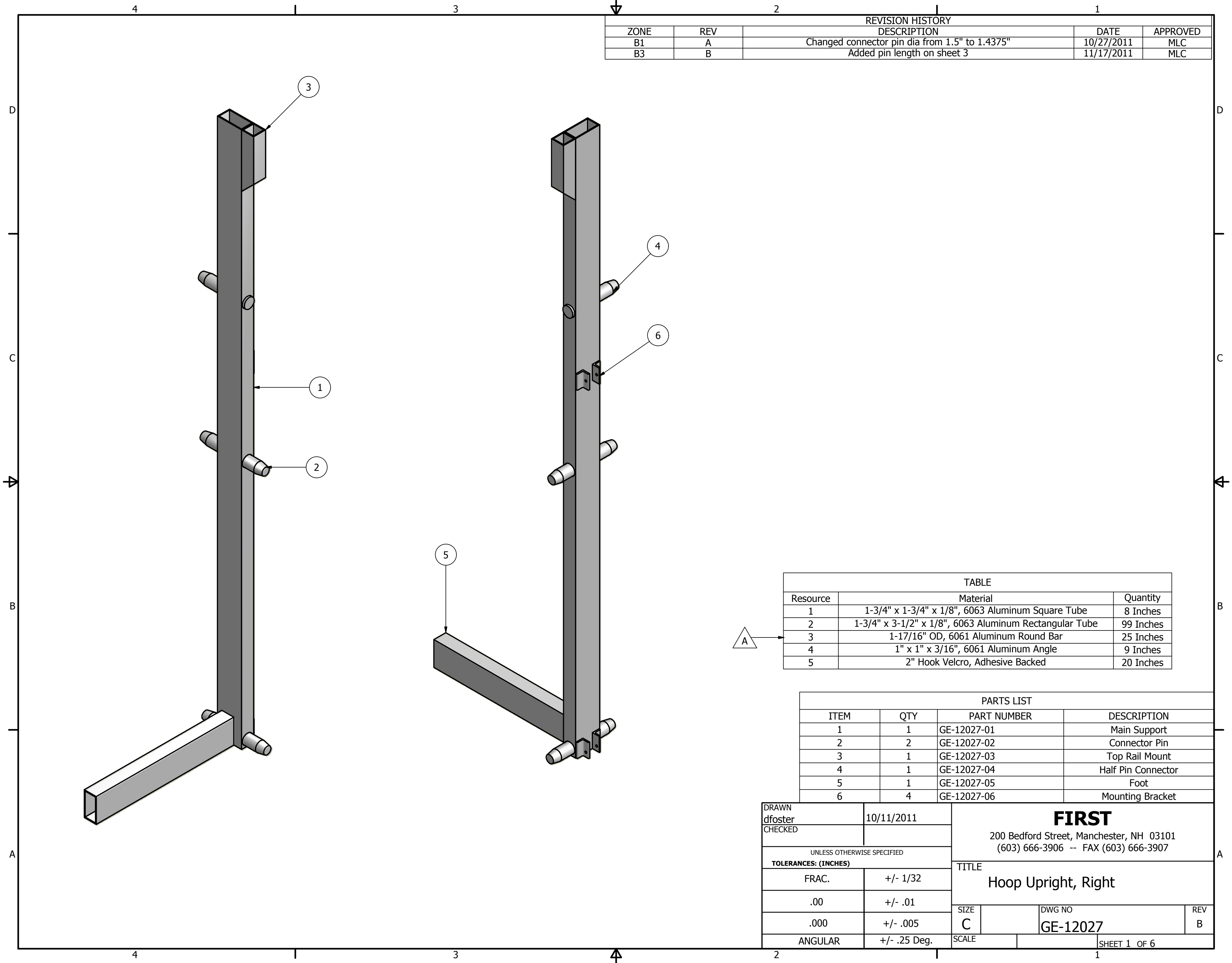



TABLE		
Resource	Material	Quantity
1	1-3/4" x 1-3/4" x 1/8", 6063 Aluminum Square Tube	8 Inches
2	1-3/4" x 3-1/2" x 1/8", 6063 Aluminum Rectangular Tube	99 Inches
3	1-17/16" OD, 6061 Aluminum Round Bar	25 Inches
4	1" x 1" x 3/16", 6061 Aluminum Angle	9 Inches
5	2" Hook Velcro, Adhesive Backed	20 Inches

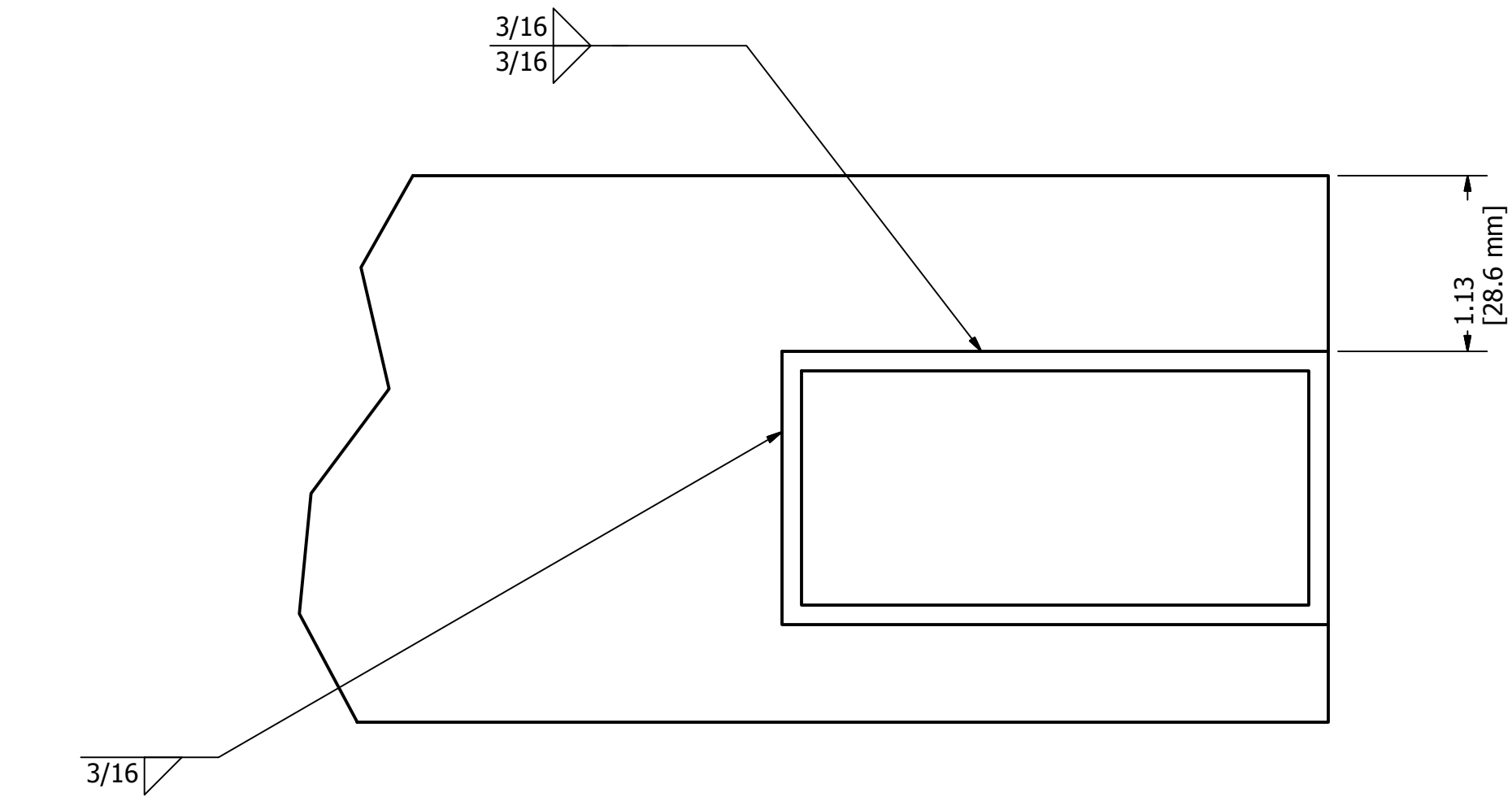
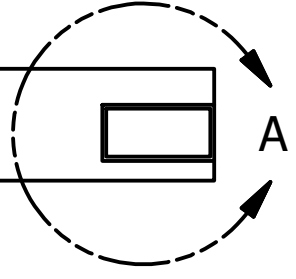
PARTS LIST			
ITEM	QTY	PART NUMBER	DESCRIPTION
1	1	GE-12027-01	Main Support
2	2	GE-12027-02	Connector Pin
3	1	GE-12027-03	Top Rail Mount
4	1	GE-12027-04	Half Pin Connector
5	1	GE-12027-05	Foot
6	4	GE-12027-06	Mounting Bracket

DRAWN dfoster		10/11/2011		FIRST 200 Bedford Street, Manchester, NH 03101 (603) 666-3906 -- FAX (603) 666-3907	
CHECKED					
UNLESS OTHERWISE SPECIFIED				TITLE	
TOLERANCES: (INCHES)				Hoop Upright, Right	
FRAC.	+/- 1/32		SIZE	DWG NO	
.00	+/- .01		C	GE-12027	
.000	+/- .005			SCALE	REV
ANGULAR	+/- .25 Deg.		SHEET 1 OF 6		B



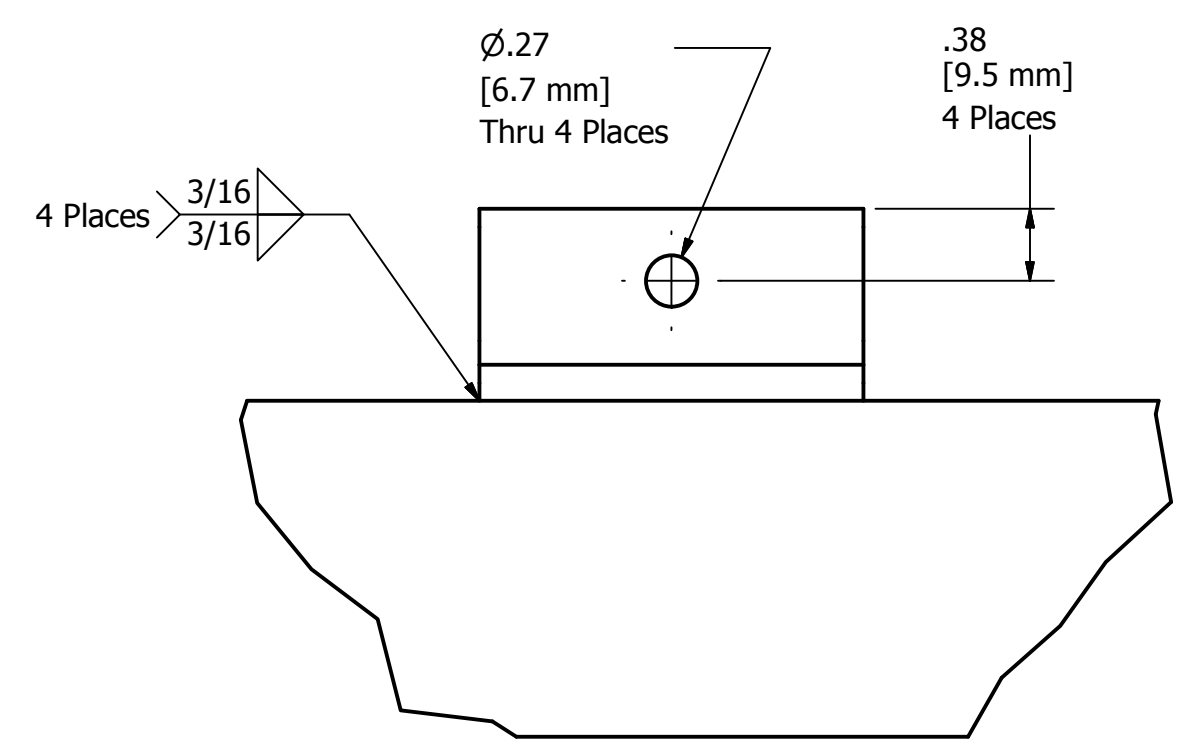
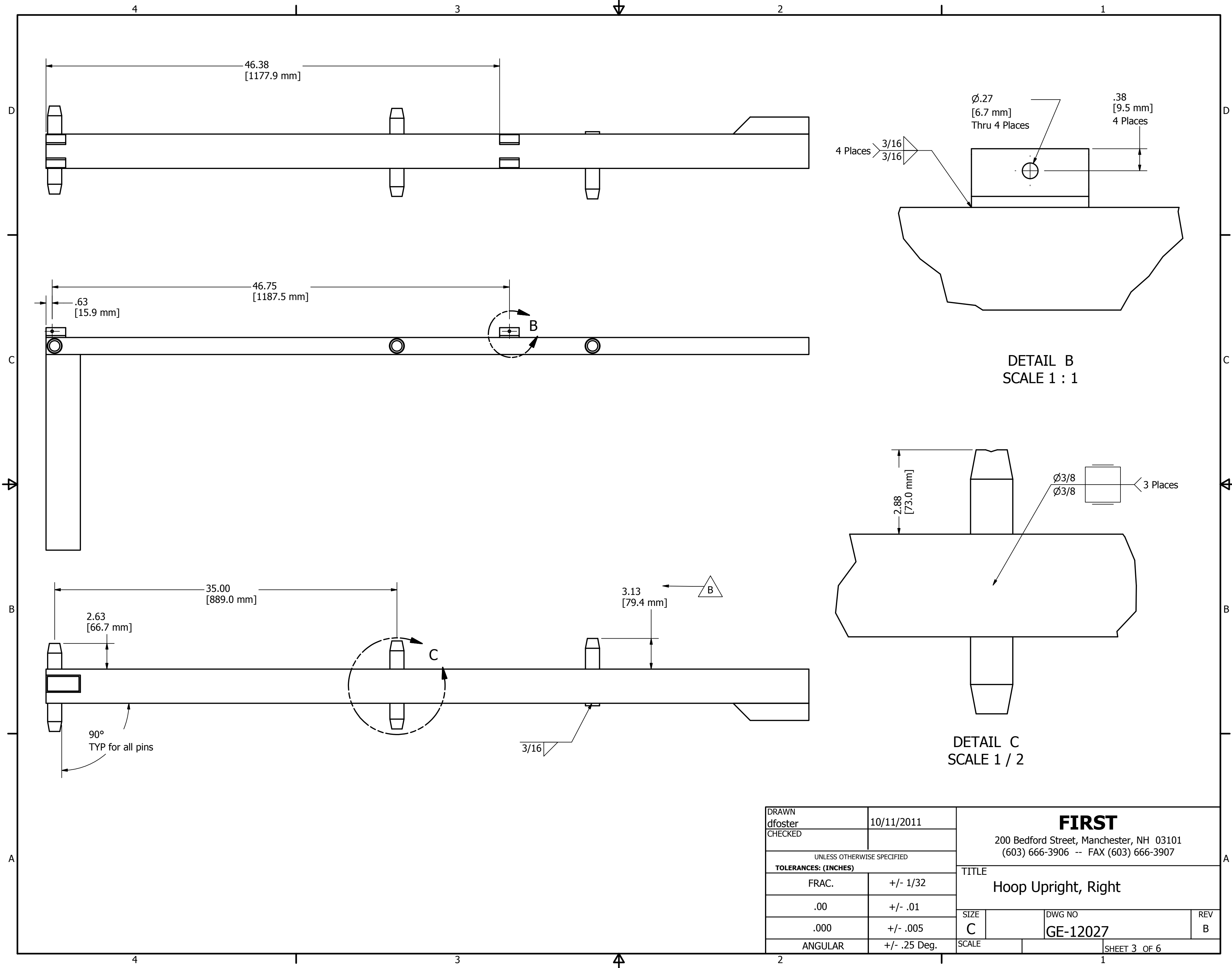
(1/2) 1-4
 (1/2) 1-4

Apply 2" velcro to this surface

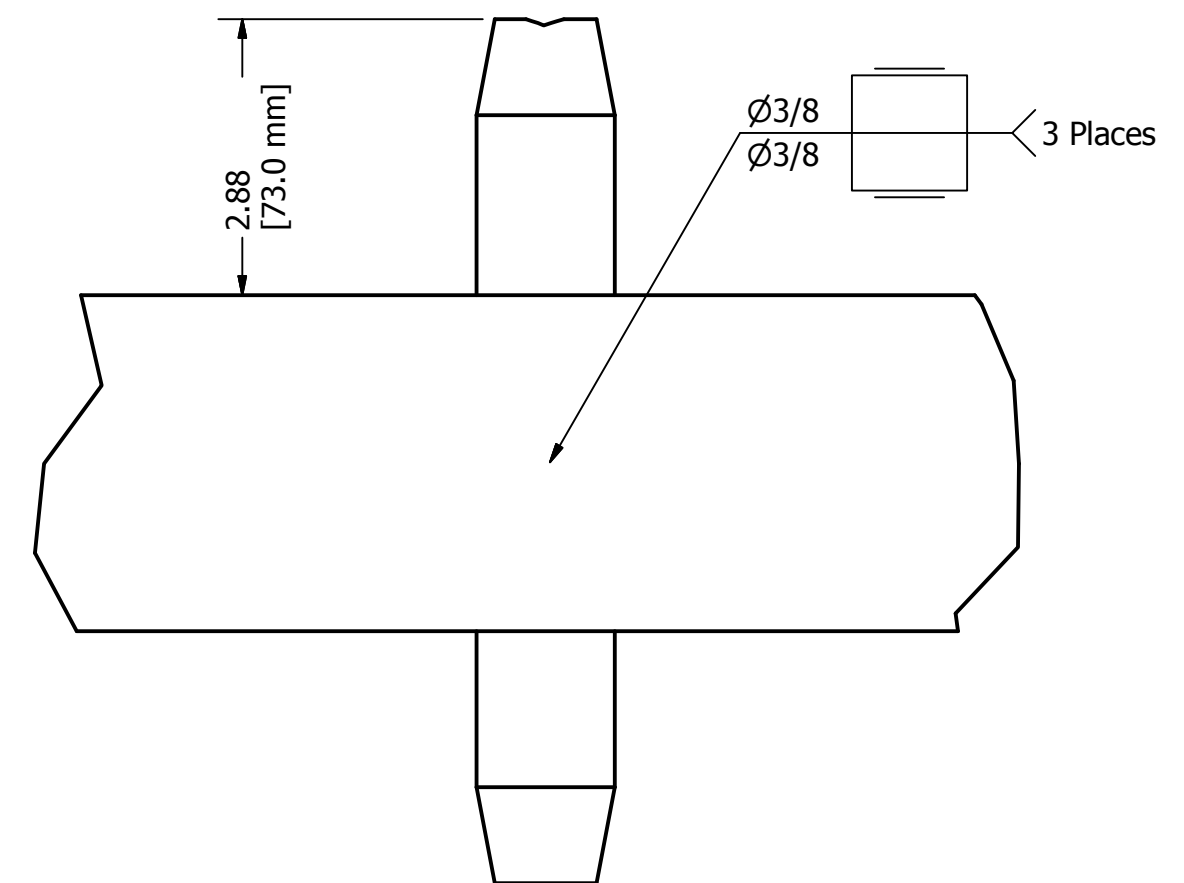


DETAIL A
 SCALE 1 : 1

DRAWN dfoster		10/11/2011		FIRST 200 Bedford Street, Manchester, NH 03101 (603) 666-3906 -- FAX (603) 666-3907	
CHECKED					
UNLESS OTHERWISE SPECIFIED TOLERANCES: (INCHES)				TITLE Hoop Upright, Right	
FRAC.			+/- 1/32	SIZE	DWG NO
.00			+/- .01	C	GE-12027
.000			+/- .005	SCALE	REV
ANGULAR			+/- .25 Deg.		B
				SHEET 2 OF 6	

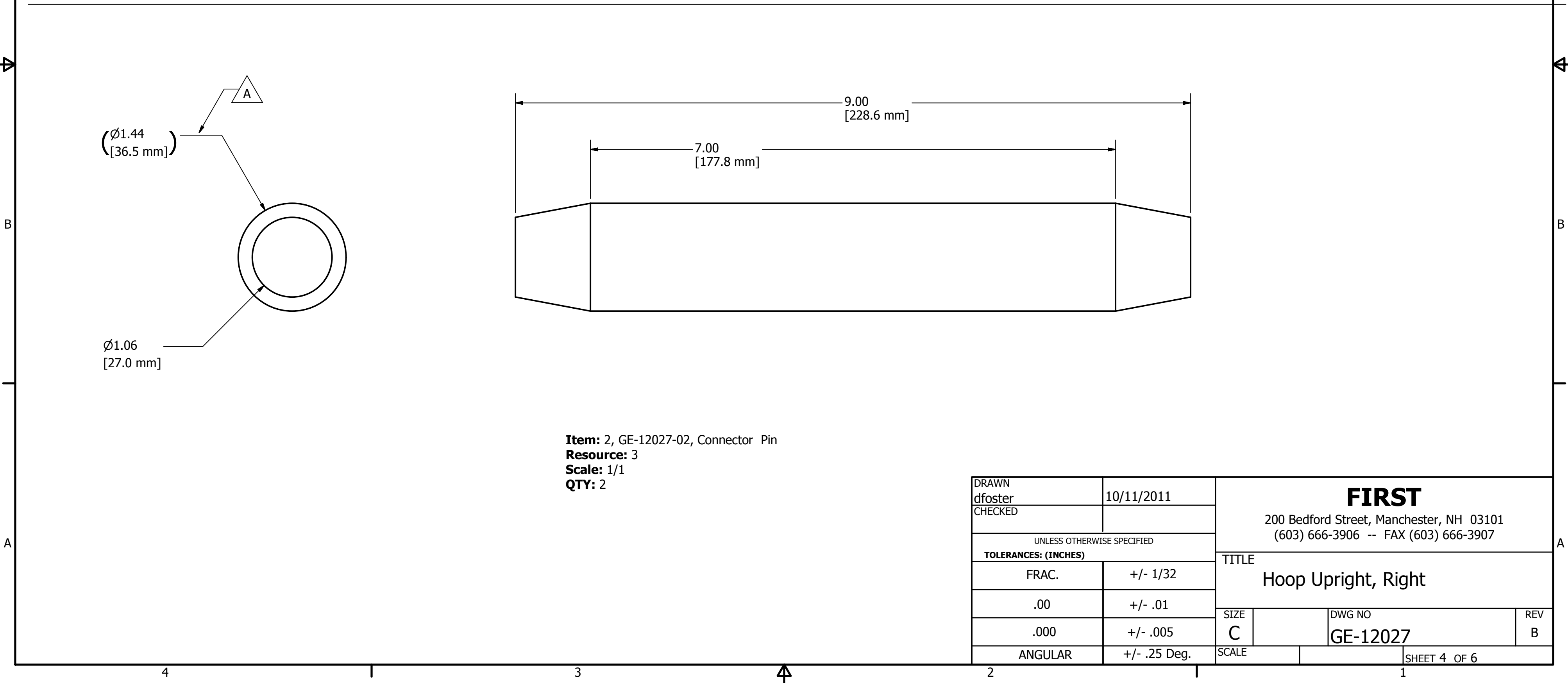
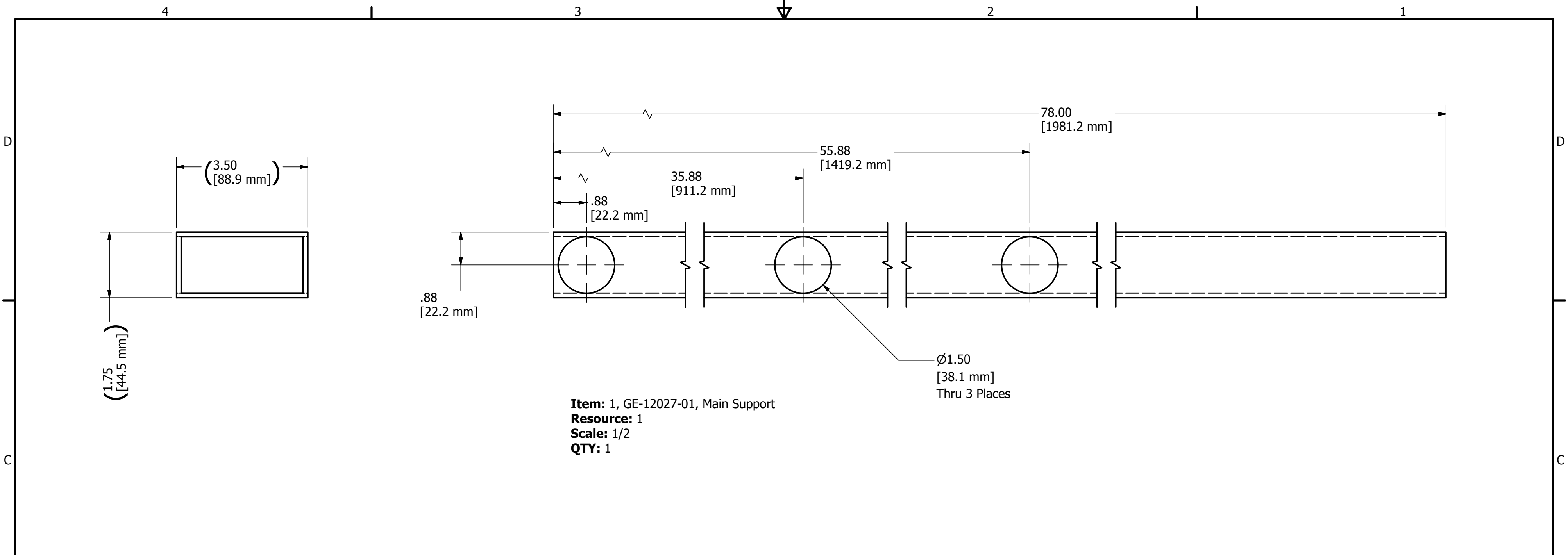


DETAIL B
SCALE 1 : 1

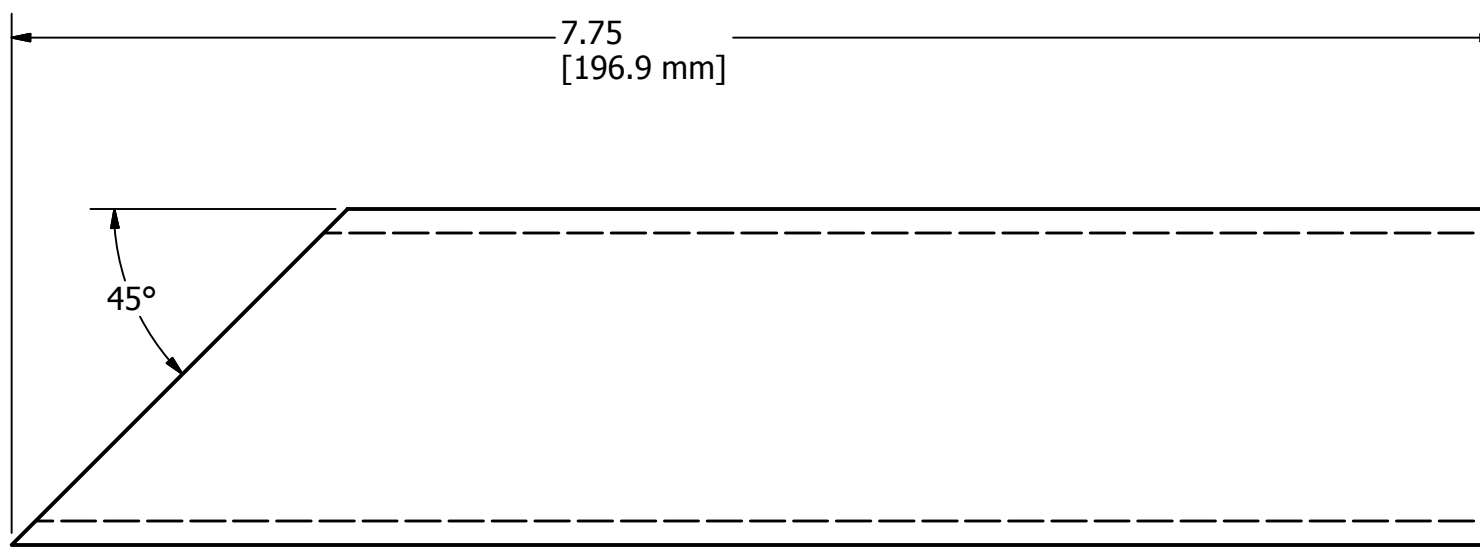
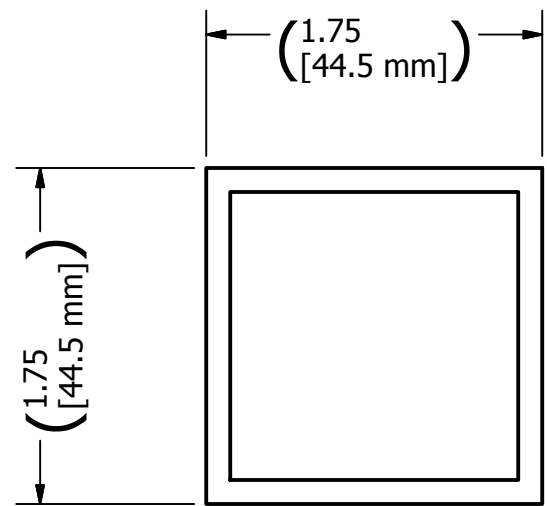


DETAIL C
SCALE 1 / 2

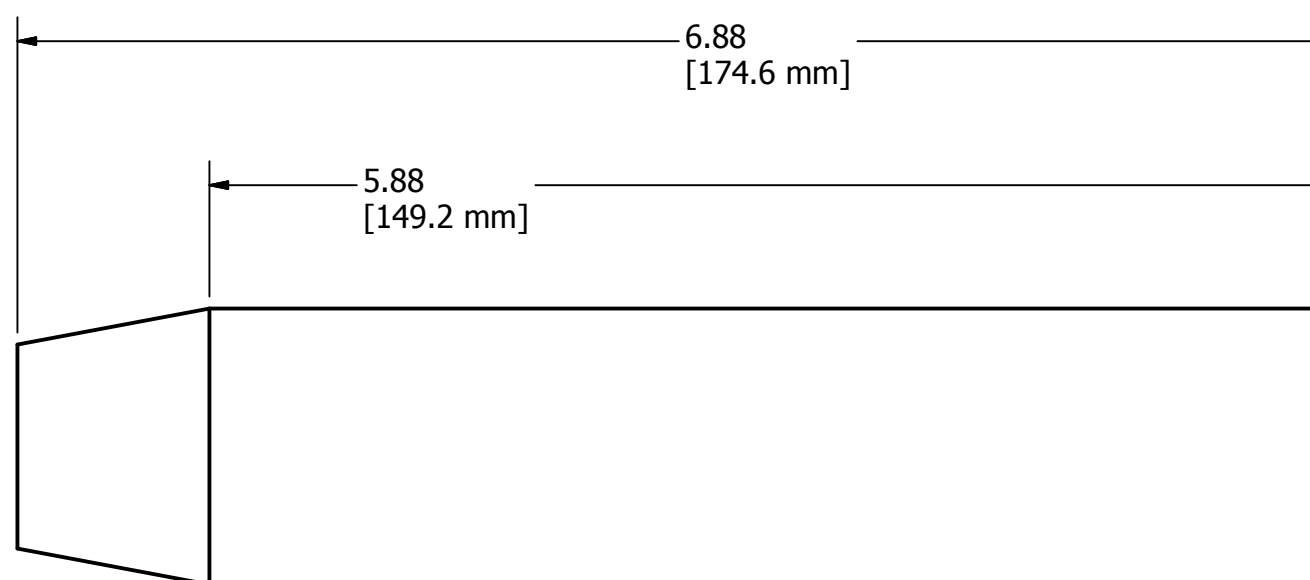
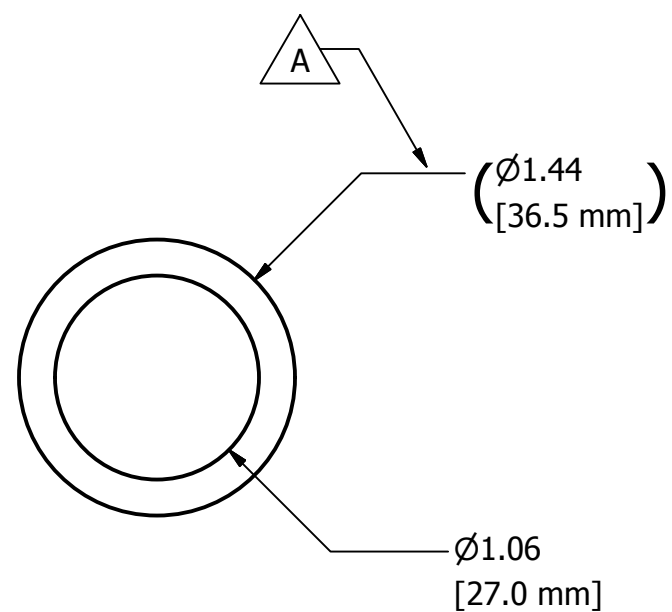
DRAWN dfoster		10/11/2011		FIRST 200 Bedford Street, Manchester, NH 03101 (603) 666-3906 -- FAX (603) 666-3907			
CHECKED							
UNLESS OTHERWISE SPECIFIED TOLERANCES: (INCHES)				TITLE			
FRAC.		+/- 1/32		Hoop Upright, Right			
.00		+/- .01		SIZE	DWG NO		REV
.000		+/- .005		C	GE-12027		B
ANGULAR		+/- .25 Deg.		SCALE	SHEET 3 OF 6		



DRAWN dfoster	10/11/2011	FIRST 200 Bedford Street, Manchester, NH 03101 (603) 666-3906 -- FAX (603) 666-3907		
CHECKED				
UNLESS OTHERWISE SPECIFIED TOLERANCES: (INCHES)		TITLE Hoop Upright, Right		
FRAC.	+/- 1/32	SIZE	DWG NO	REV
.00	+/- .01	C	GE-12027	B
.000	+/- .005	SCALE	SHEET 4 OF 6	
ANGULAR	+/- .25 Deg.			

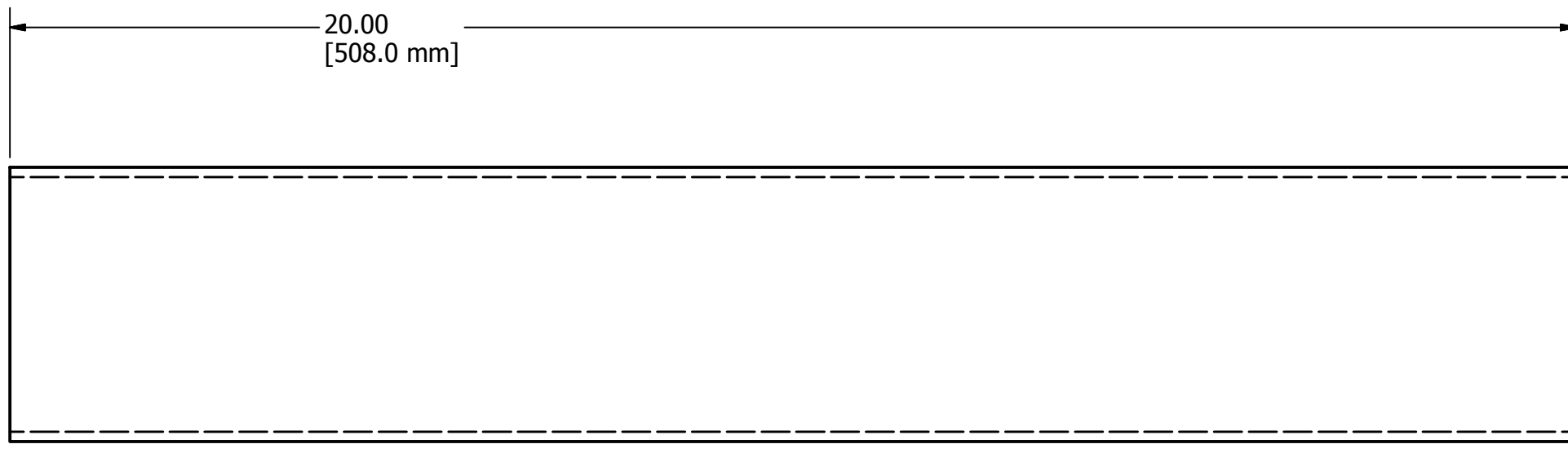
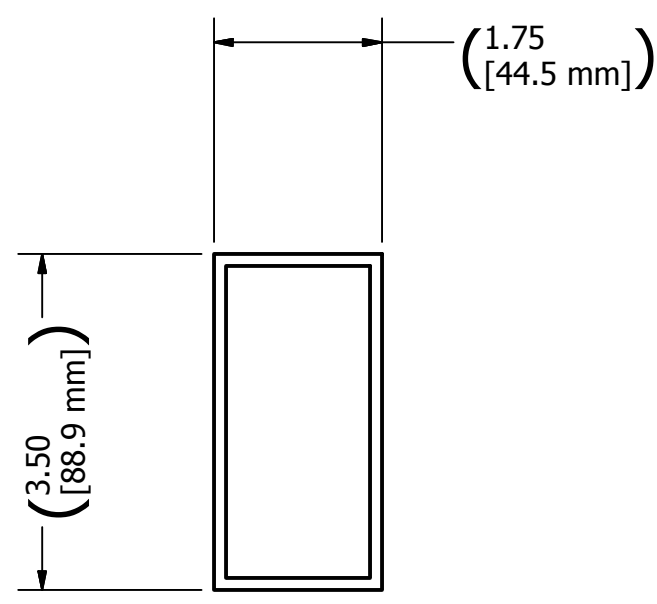


Item: 3, GE-12027-03, Top Rail Mount
Resource: 1
Scale: 1/1
QTY: 1

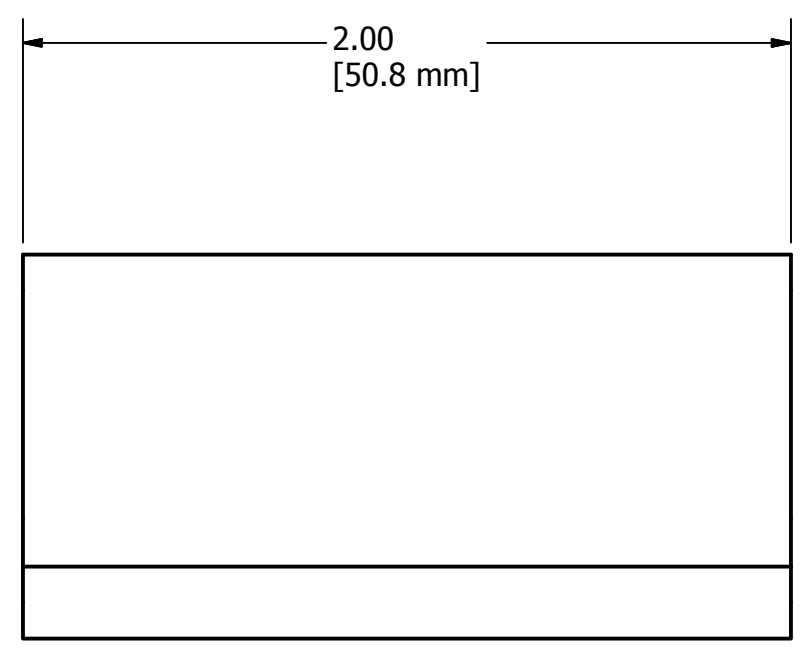
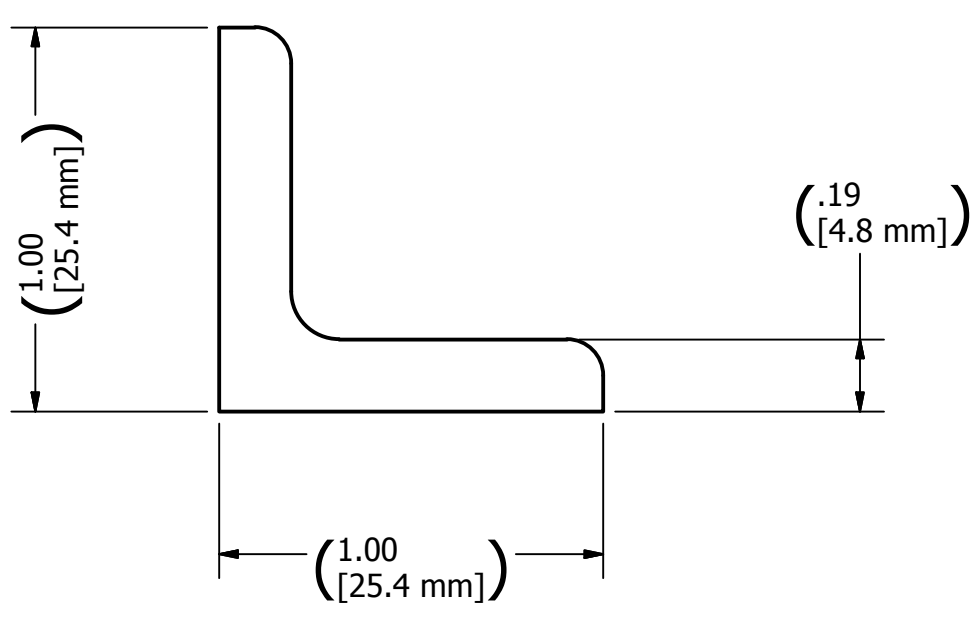


Item: 4, GE-12027-04, Half Connector Pin
Resource: 3
Scale: 1/1
QTY: 1

DRAWN dfoster	10/11/2011	FIRST 200 Bedford Street, Manchester, NH 03101 (603) 666-3906 -- FAX (603) 666-3907		
CHECKED				
UNLESS OTHERWISE SPECIFIED TOLERANCES: (INCHES)		TITLE Hoop Upright, Right		
FRAC.	+/- 1/32	SIZE	DWG NO	REV
.00	+/- .01	C	GE-12027	B
.000	+/- .005	SCALE	SHEET 5 OF 6	
ANGULAR	+/- .25 Deg.			



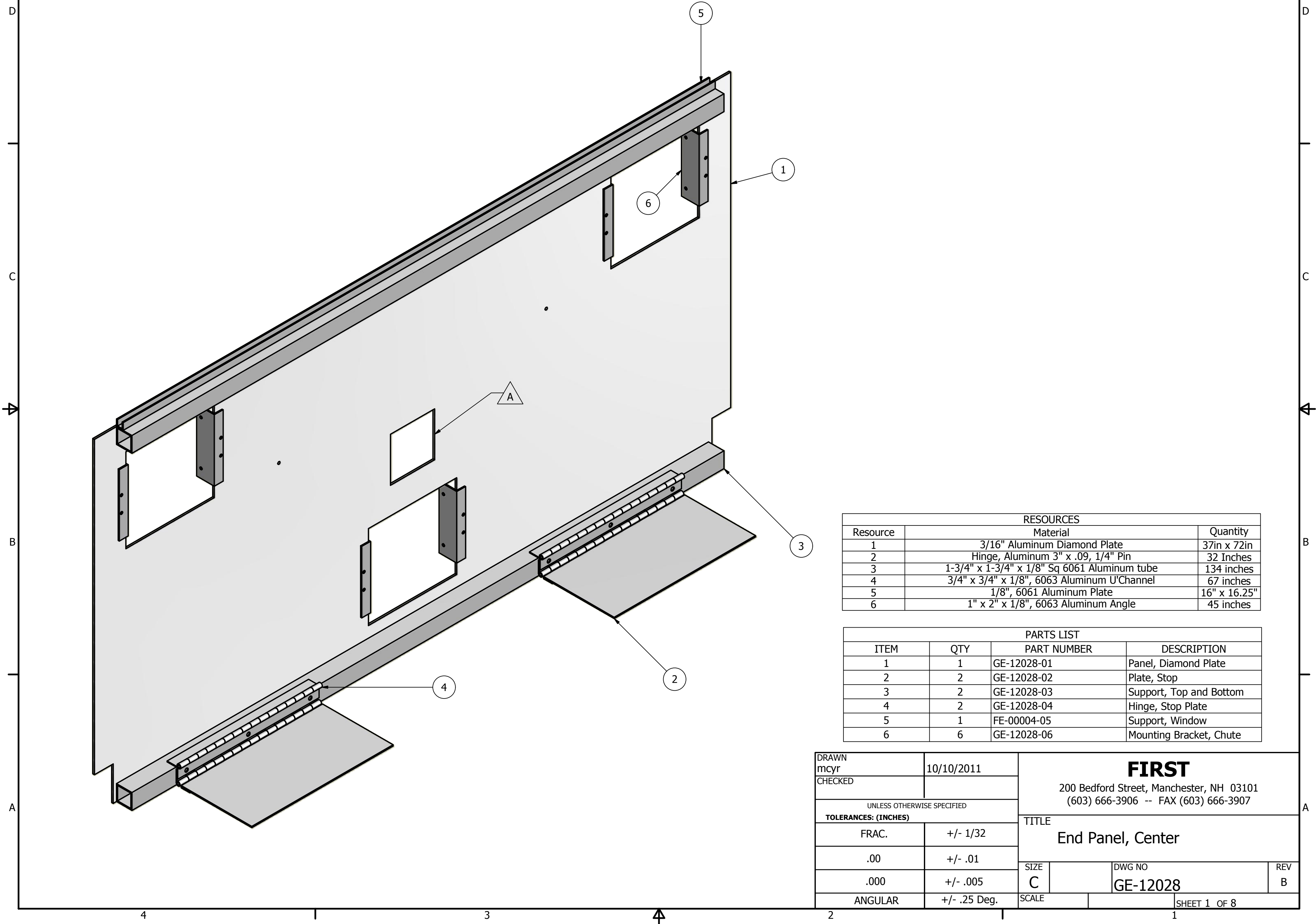
Item: 5, GE-12027-05, Foot
Resource: 2
Scale: 1/2
QTY: 1



Item: 6, GE-12027-06, Mounting Bracket
Resource: 4
Scale: 2/1
QTY: 4

DRAWN dfoster		10/11/2011		FIRST 200 Bedford Street, Manchester, NH 03101 (603) 666-3906 -- FAX (603) 666-3907	
CHECKED					
UNLESS OTHERWISE SPECIFIED				TITLE Hoop Upright, Right	
TOLERANCES: (INCHES)					
FRAC.	+/- 1/32				
.00	+/- .01		SIZE C	DWG NO GE-12027	REV B
.000	+/- .005		SCALE	SHEET 6 OF 6	
ANGULAR	+/- .25 Deg.				

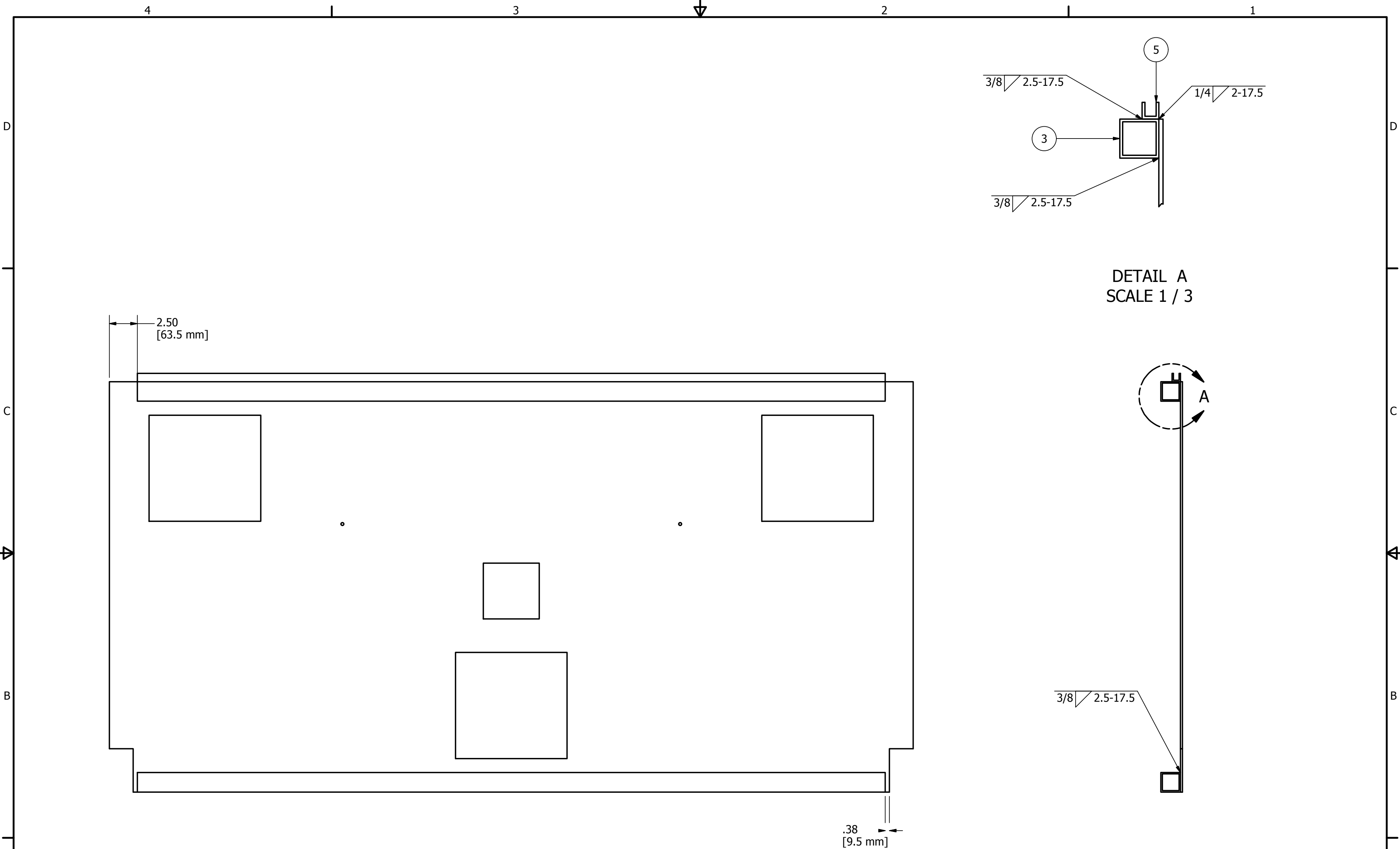
REVISION HISTORY				
ZONE	REV	DESCRIPTION	DATE	APPROVED
B3	A	Added the 5" square Thru Hole, new dimensions on sheet 5	10/17/2011	MLC
B3	B	Remoned .75" Dimensions from center of angle and added .25" from edge of angle.	11/15/2011	MLC



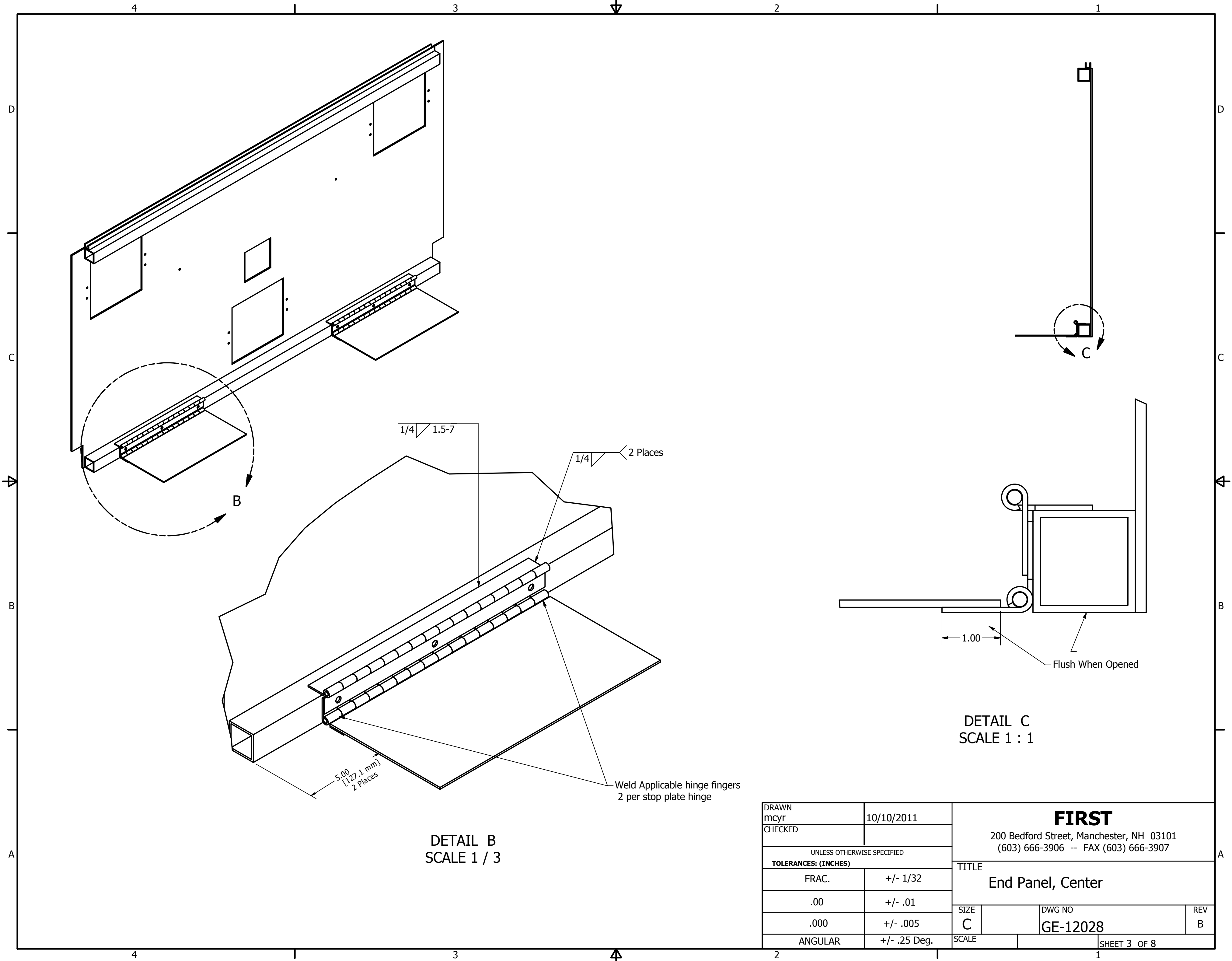
RESOURCES		
Resource	Material	Quantity
1	3/16" Aluminum Diamond Plate	37in x 72in
2	Hinge, Aluminum 3" x .09, 1/4" Pin	32 Inches
3	1-3/4" x 1-3/4" x 1/8" Sq 6061 Aluminum tube	134 inches
4	3/4" x 3/4" x 1/8", 6063 Aluminum U'Channel	67 inches
5	1/8", 6061 Aluminum Plate	16" x 16.25"
6	1" x 2" x 1/8", 6063 Aluminum Angle	45 inches

PARTS LIST			
ITEM	QTY	PART NUMBER	DESCRIPTION
1	1	GE-12028-01	Panel, Diamond Plate
2	2	GE-12028-02	Plate, Stop
3	2	GE-12028-03	Support, Top and Bottom
4	2	GE-12028-04	Hinge, Stop Plate
5	1	FE-00004-05	Support, Window
6	6	GE-12028-06	Mounting Bracket, Chute

DRAWN mcyr	10/10/2011	FIRST 200 Bedford Street, Manchester, NH 03101 (603) 666-3906 -- FAX (603) 666-3907		
CHECKED				
UNLESS OTHERWISE SPECIFIED TOLERANCES: (INCHES)		TITLE End Panel, Center		
FRAC.	+/- 1/32	SIZE C	DWG NO GE-12028	REV B
.00	+/- .01	SCALE		SHEET 1 OF 8
.000	+/- .005			
ANGULAR	+/- .25 Deg.			



DRAWN mcyr	10/10/2011	FIRST 200 Bedford Street, Manchester, NH 03101 (603) 666-3906 -- FAX (603) 666-3907		
CHECKED				
UNLESS OTHERWISE SPECIFIED		TITLE		
TOLERANCES: (INCHES)		End Panel, Center		
FRAC.	+/- 1/32	SIZE	DWG NO	REV
.00	+/- .01	C	GE-12028	B
.000	+/- .005	SCALE	SHEET 2 OF 8	
ANGULAR	+/- .25 Deg.			



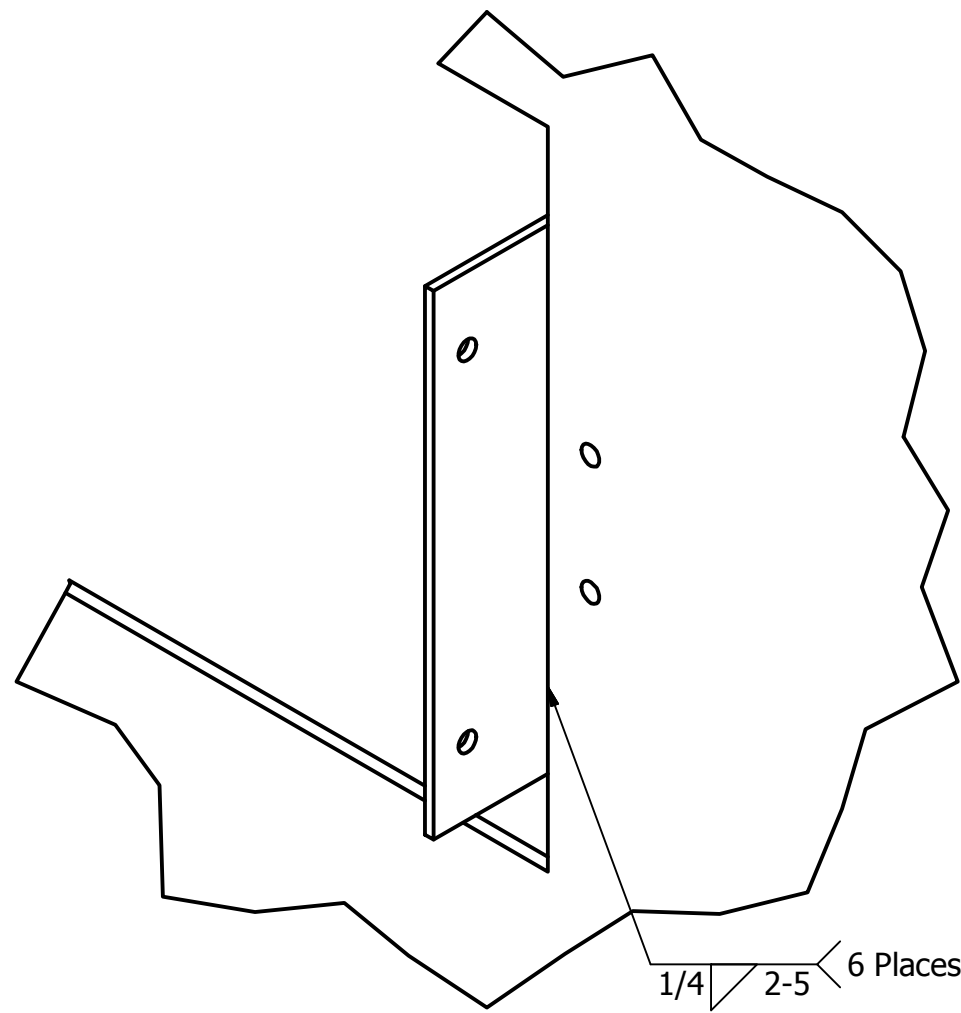
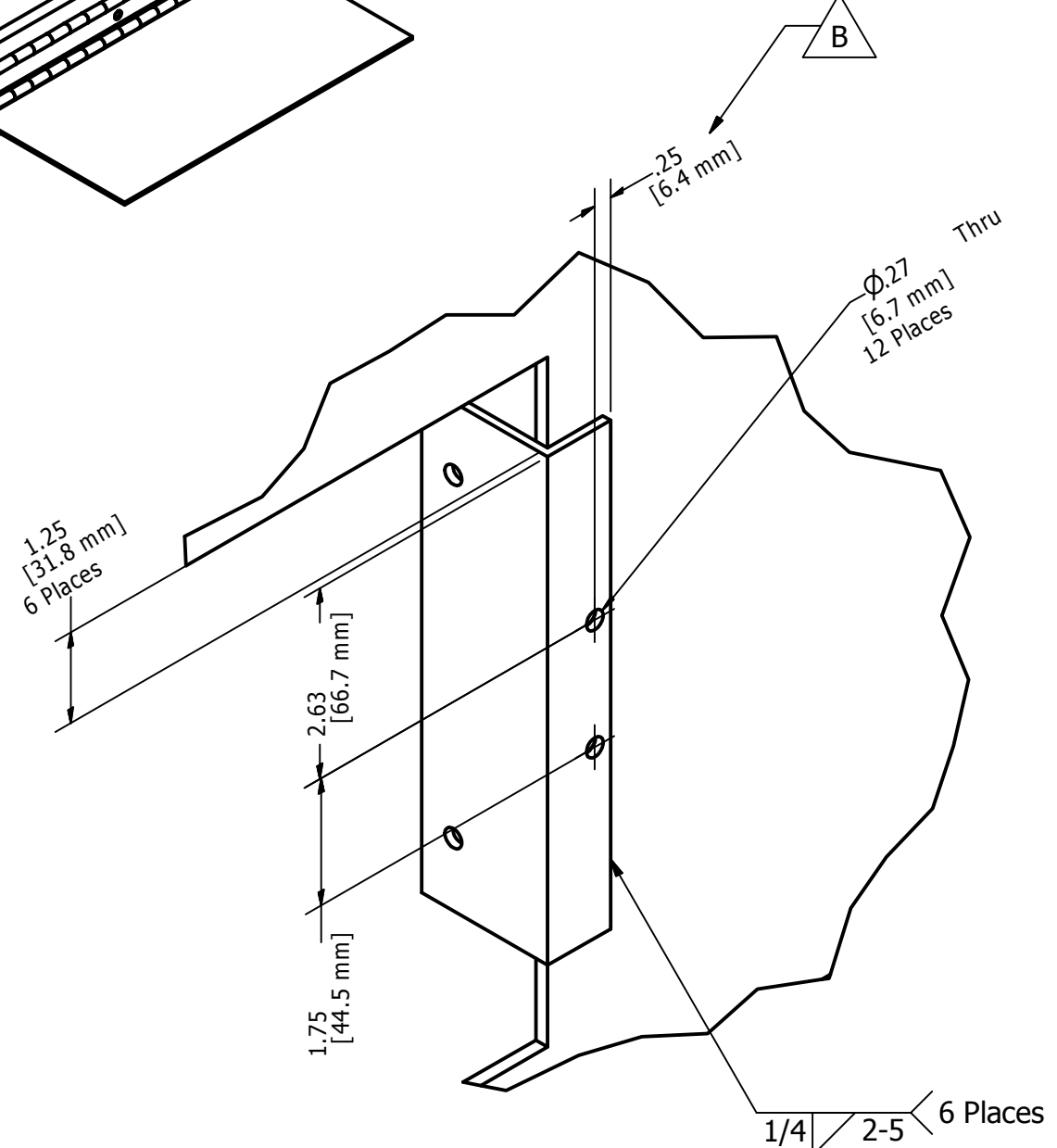
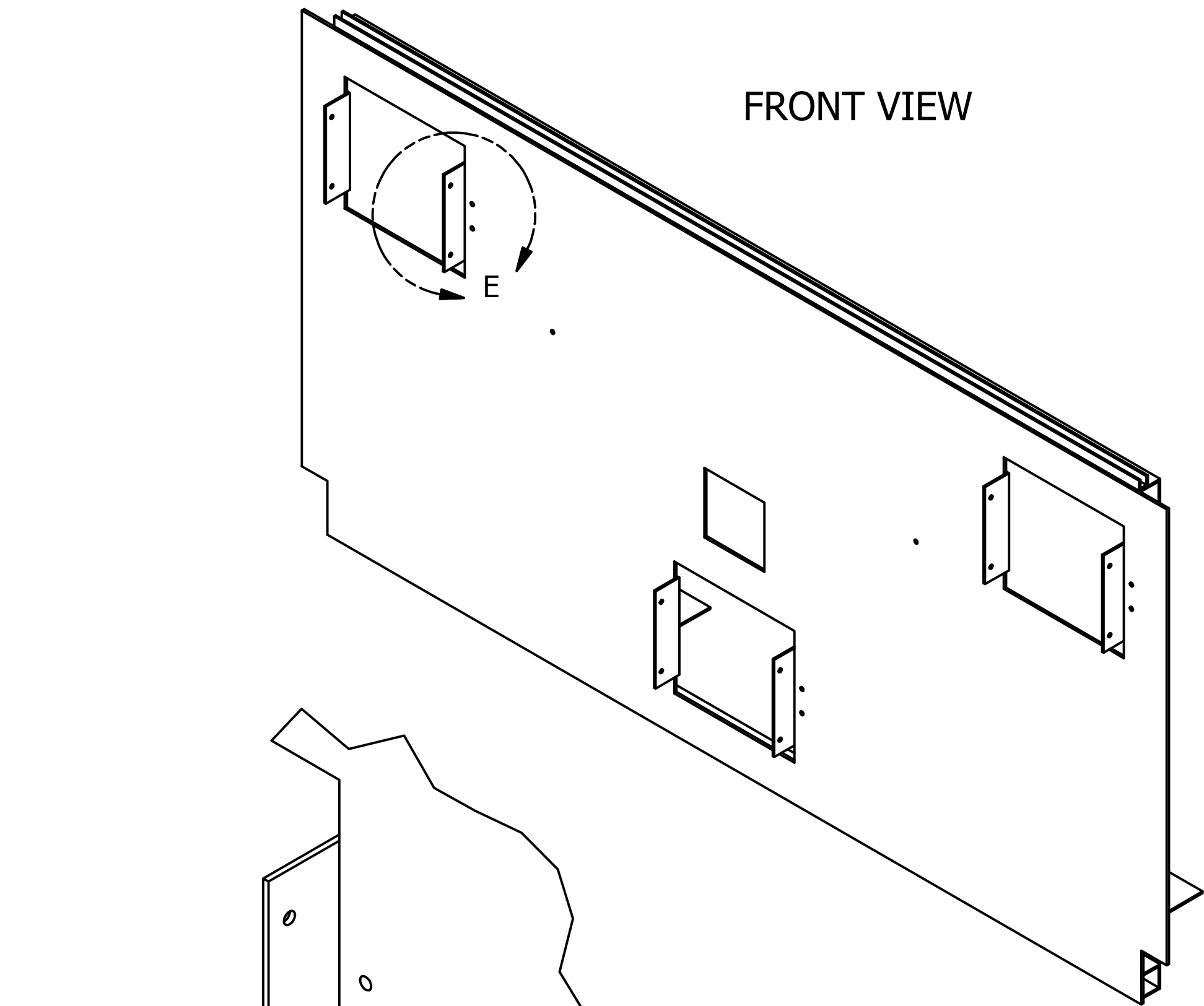
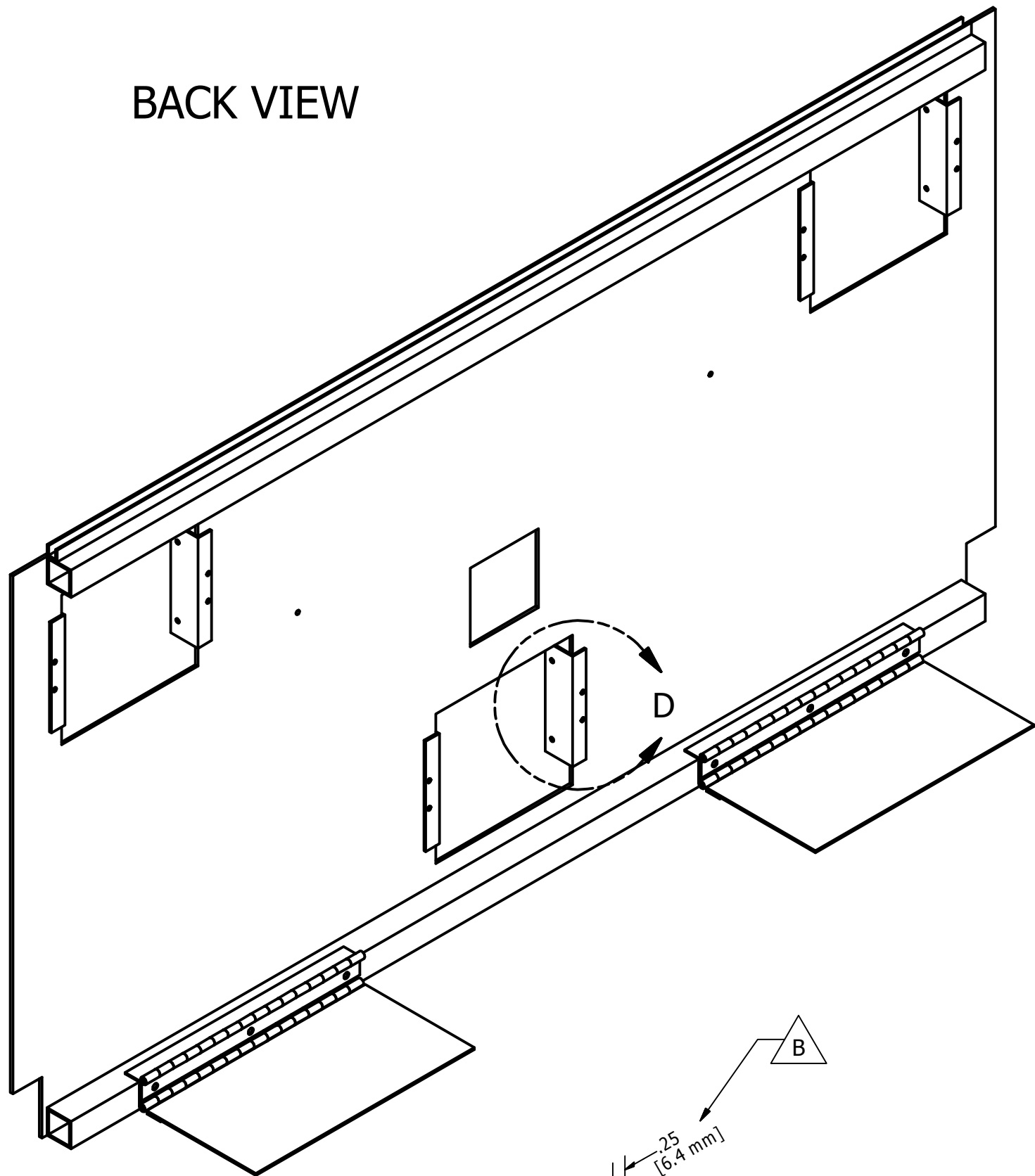
DETAIL B
SCALE 1 / 3

DETAIL C
SCALE 1 : 1

DRAWN mcyr	10/10/2011	FIRST 200 Bedford Street, Manchester, NH 03101 (603) 666-3906 -- FAX (603) 666-3907		
CHECKED				
UNLESS OTHERWISE SPECIFIED TOLERANCES: (INCHES)		TITLE End Panel, Center		
FRAC.	+/- 1/32	SIZE	DWG NO	REV
.00	+/- .01	C	GE-12028	B
.000	+/- .005			
ANGULAR	+/- .25 Deg.	SCALE	SHEET 3 OF 8	

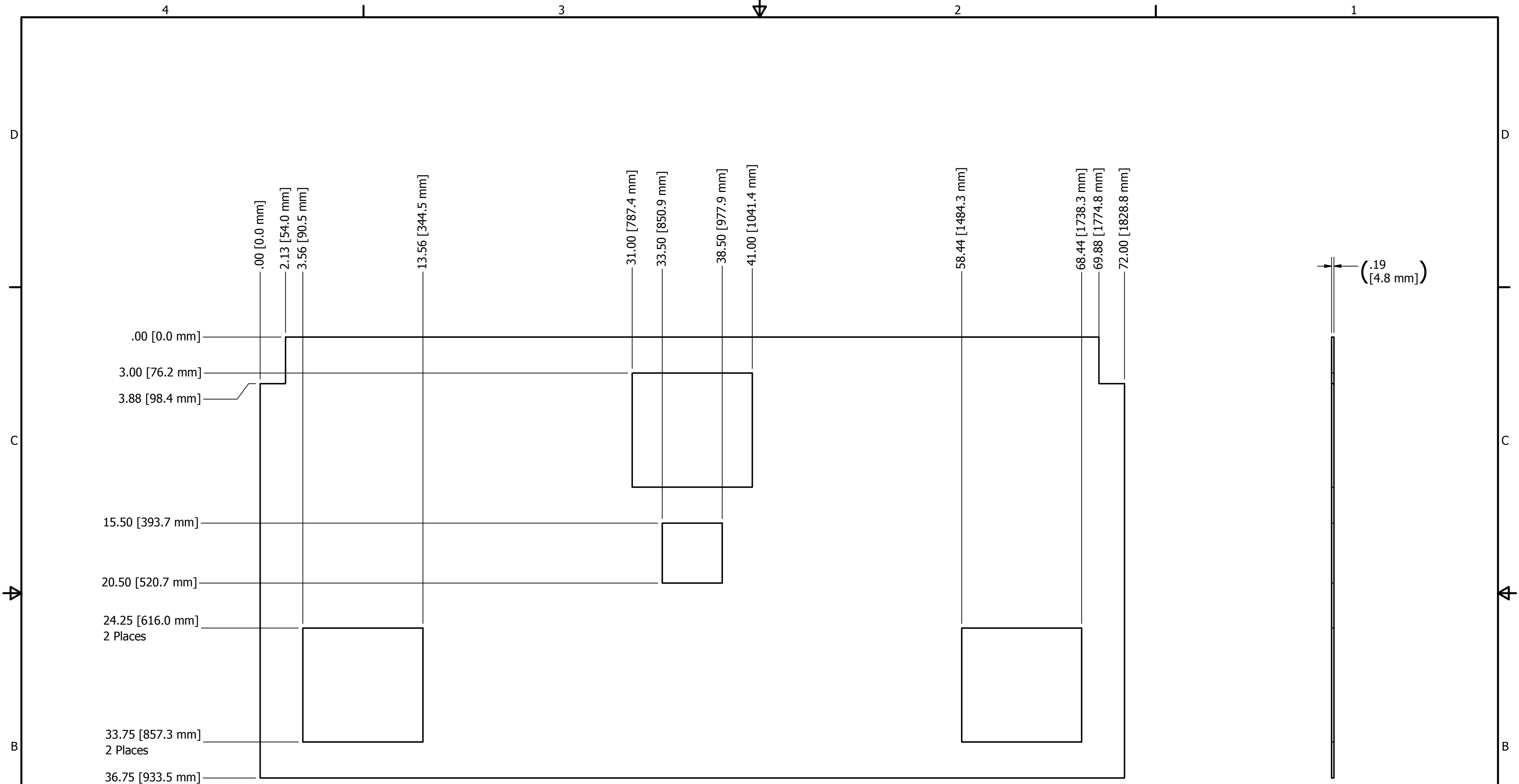
BACK VIEW

FRONT VIEW



Note:
1.) Drill thru holes after welding, as shown.

DRAWN mcyr	10/10/2011	FIRST 200 Bedford Street, Manchester, NH 03101 (603) 666-3906 -- FAX (603) 666-3907		
CHECKED				
UNLESS OTHERWISE SPECIFIED TOLERANCES: (INCHES)		TITLE End Panel, Center		
FRAC.	+/- 1/32	SIZE	DWG NO	REV
.00	+/- .01	C	GE-12028	B
.000	+/- .005	SCALE	SHEET 4 OF 8	
ANGULAR	+/- .25 Deg.			



Item: 1, GE-12028-01, Panel, Diamond Plate
Resource: 1
Scale: 1/6
QTY: 1



DRAWN mcyr	10/10/2011	FIRST 200 Bedford Street, Manchester, NH 03101 (603) 666-3906 -- FAX (603) 666-3907		
CHECKED				
UNLESS OTHERWISE SPECIFIED		TITLE		
TOLERANCES: (INCHES)		End Panel, Center		
FRAC.	+/- 1/32	SIZE	DWG NO	REV
.00	+/- .01	C	GE-12028	B
.000	+/- .005	SCALE		SHEET 5 OF 8
ANGULAR	+/- .25 Deg.			

4

3

2

1



Item: 2, GE-12028-02, Plate, Stop
Resource: 5
Scale: 1/2
QTY: 2

D

D

C

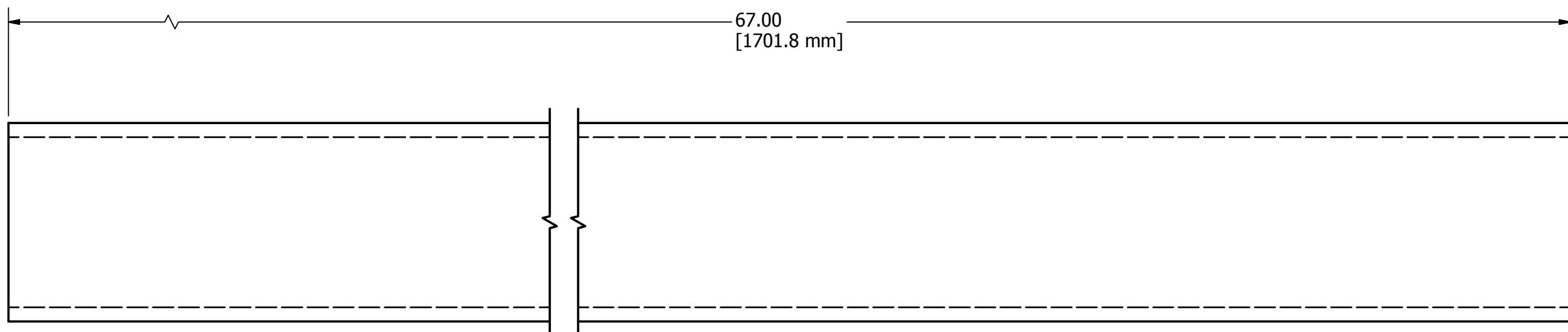
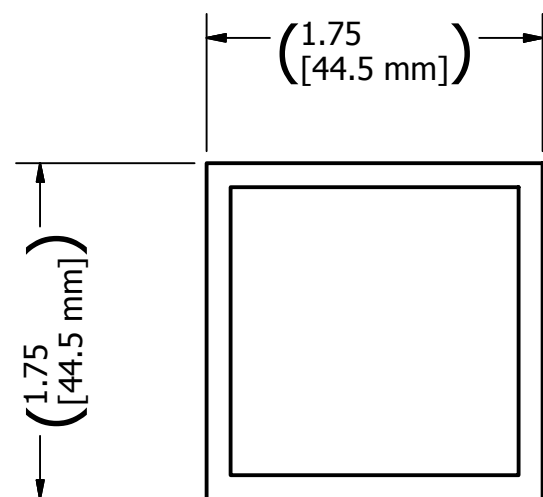
C

B

B

A

A



Item: 3, GE-12028-03, Support, Top and Bottom
Resource: 3
Scale: 1:1
QTY: 2

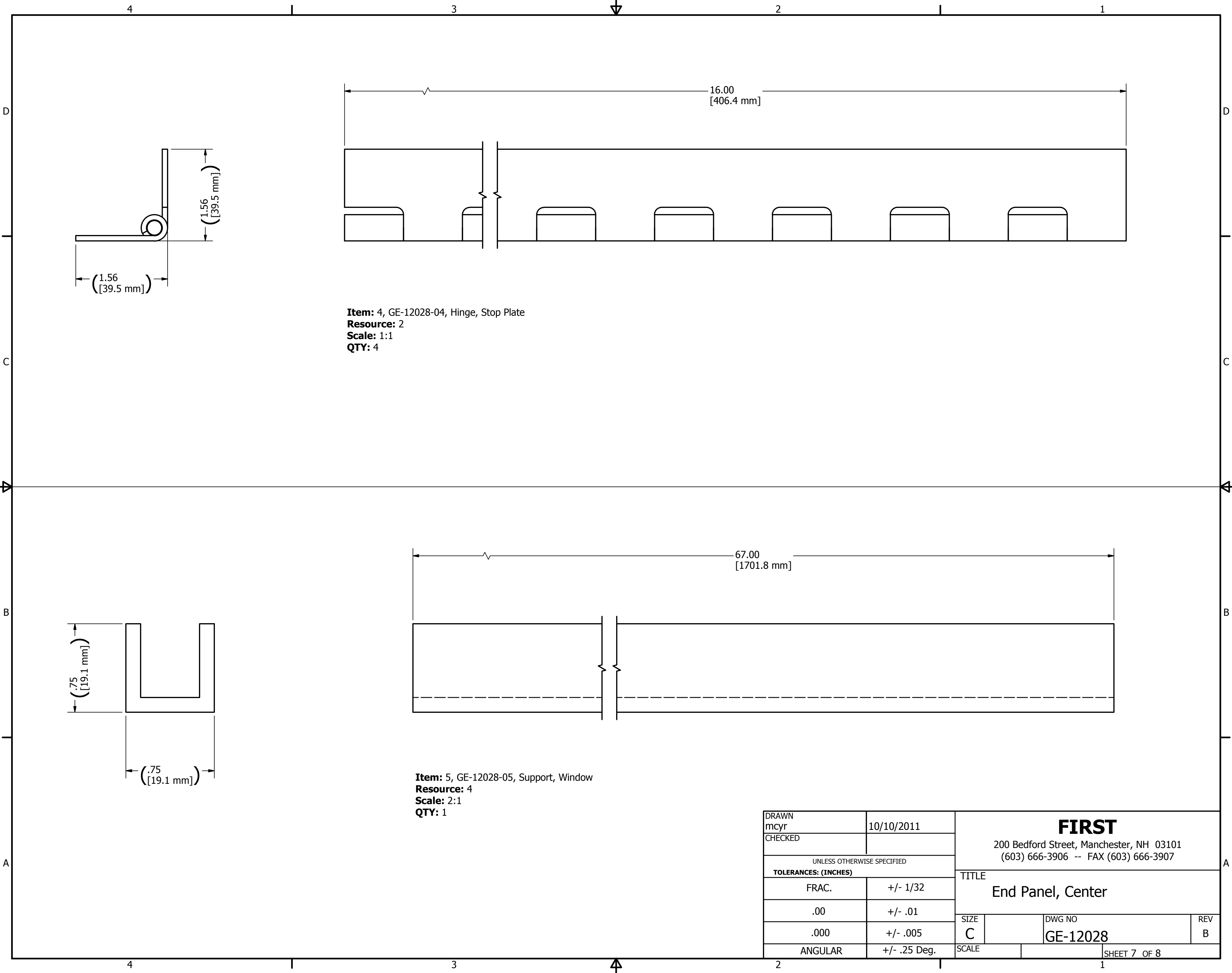
DRAWN mcyr	10/10/2011	FIRST 200 Bedford Street, Manchester, NH 03101 (603) 666-3906 -- FAX (603) 666-3907		
CHECKED				
UNLESS OTHERWISE SPECIFIED TOLERANCES: (INCHES)		TITLE End Panel, Center		
FRAC.	+/- 1/32	SIZE	DWG NO	REV
.00	+/- .01	C	GE-12028	B
.000	+/- .005	SCALE	SHEET 6 OF 8	
ANGULAR	+/- .25 Deg.			

4

3

2

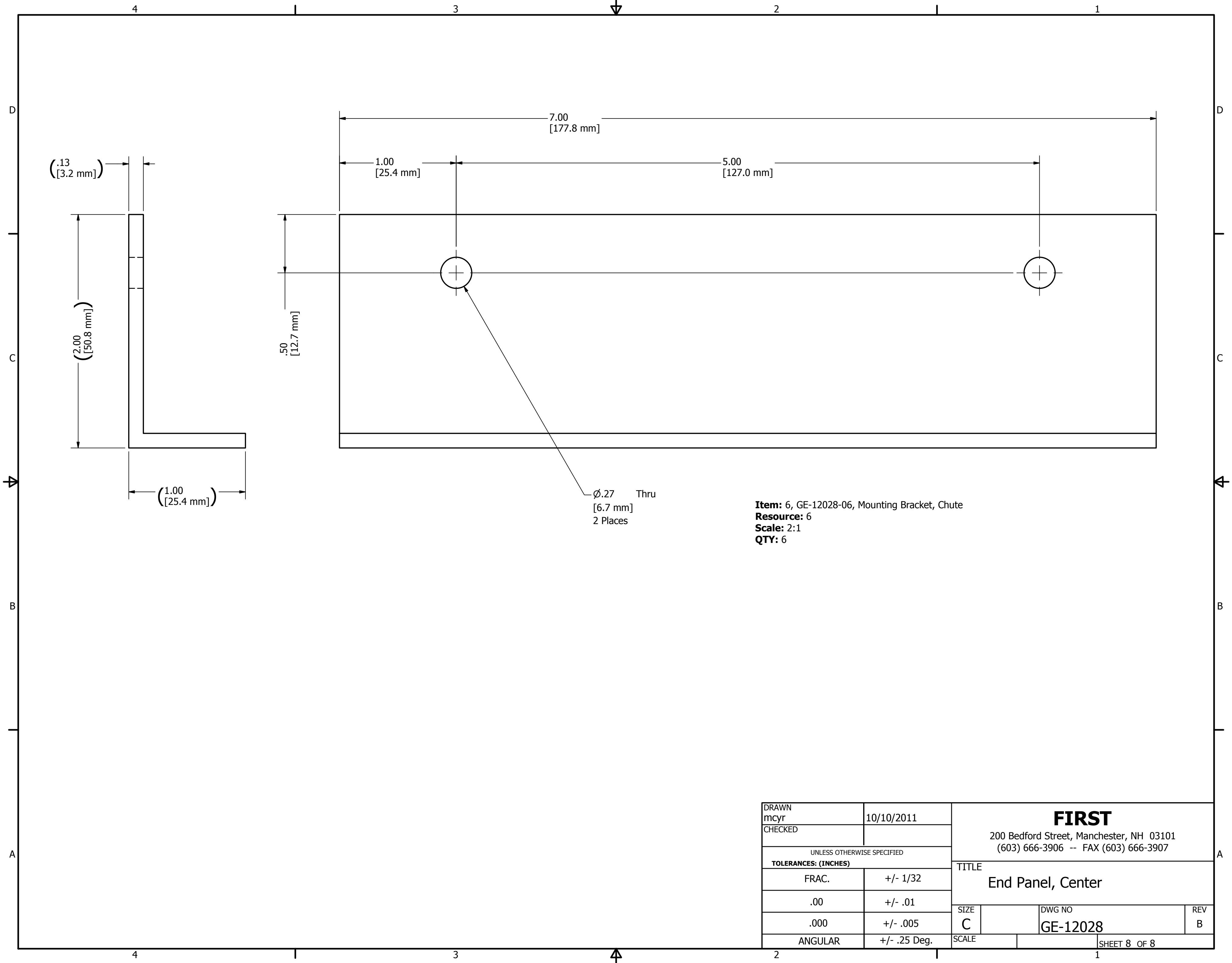
1



Item: 4, GE-12028-04, Hinge, Stop Plate
Resource: 2
Scale: 1:1
QTY: 4

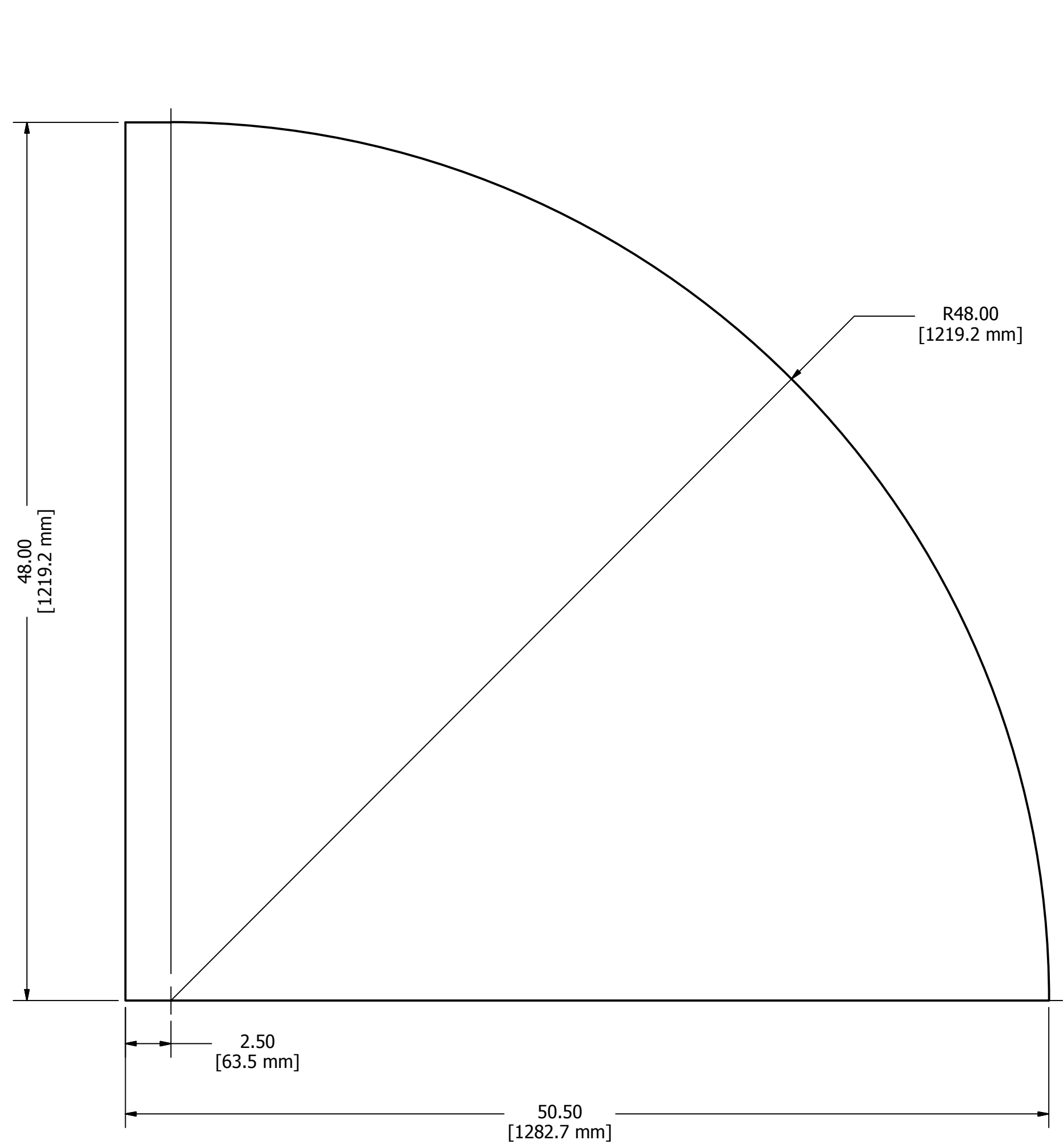
Item: 5, GE-12028-05, Support, Window
Resource: 4
Scale: 2:1
QTY: 1

DRAWN mcyr	10/10/2011	FIRST 200 Bedford Street, Manchester, NH 03101 (603) 666-3906 -- FAX (603) 666-3907		
CHECKED				
UNLESS OTHERWISE SPECIFIED		TITLE End Panel, Center		
TOLERANCES: (INCHES)				
FRAC.	+/- 1/32	SIZE	DWG NO	REV
.00	+/- .01	C	GE-12028	B
.000	+/- .005	SCALE	SHEET 7 OF 8	
ANGULAR	+/- .25 Deg.			



Item: 6, GE-12028-06, Mounting Bracket, Chute
Resource: 6
Scale: 2:1
QTY: 6

DRAWN mcyr	10/10/2011	FIRST 200 Bedford Street, Manchester, NH 03101 (603) 666-3906 -- FAX (603) 666-3907		
CHECKED				
UNLESS OTHERWISE SPECIFIED		TITLE		
TOLERANCES: (INCHES)		End Panel, Center		
FRAC.	+/- 1/32	SIZE	DWG NO	REV
.00	+/- .01	C	GE-12028	B
.000	+/- .005	SCALE	SHEET 8 OF 8	
ANGULAR	+/- .25 Deg.			

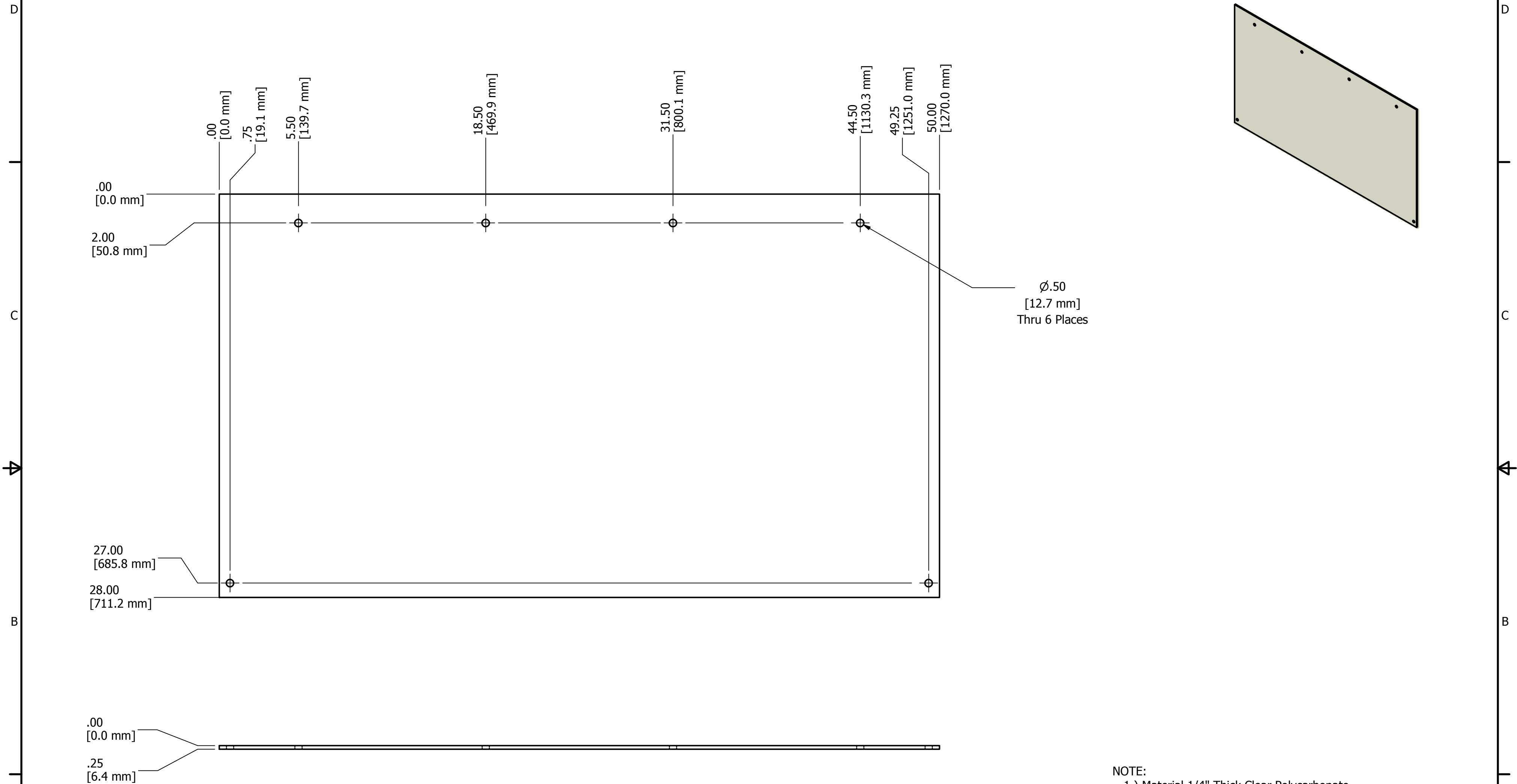


NOTES:

1. Material. 1/8" Red or Blue HDPE
 2. Remove all burrs and sharp edges
 3. Apply 1" Hook Velcro to the outside perimeter of the Key plastic.
- Remember that for each pair of Key plastic, the velcro needs to go on opposite sides from one another to make the "mirrored" parts.

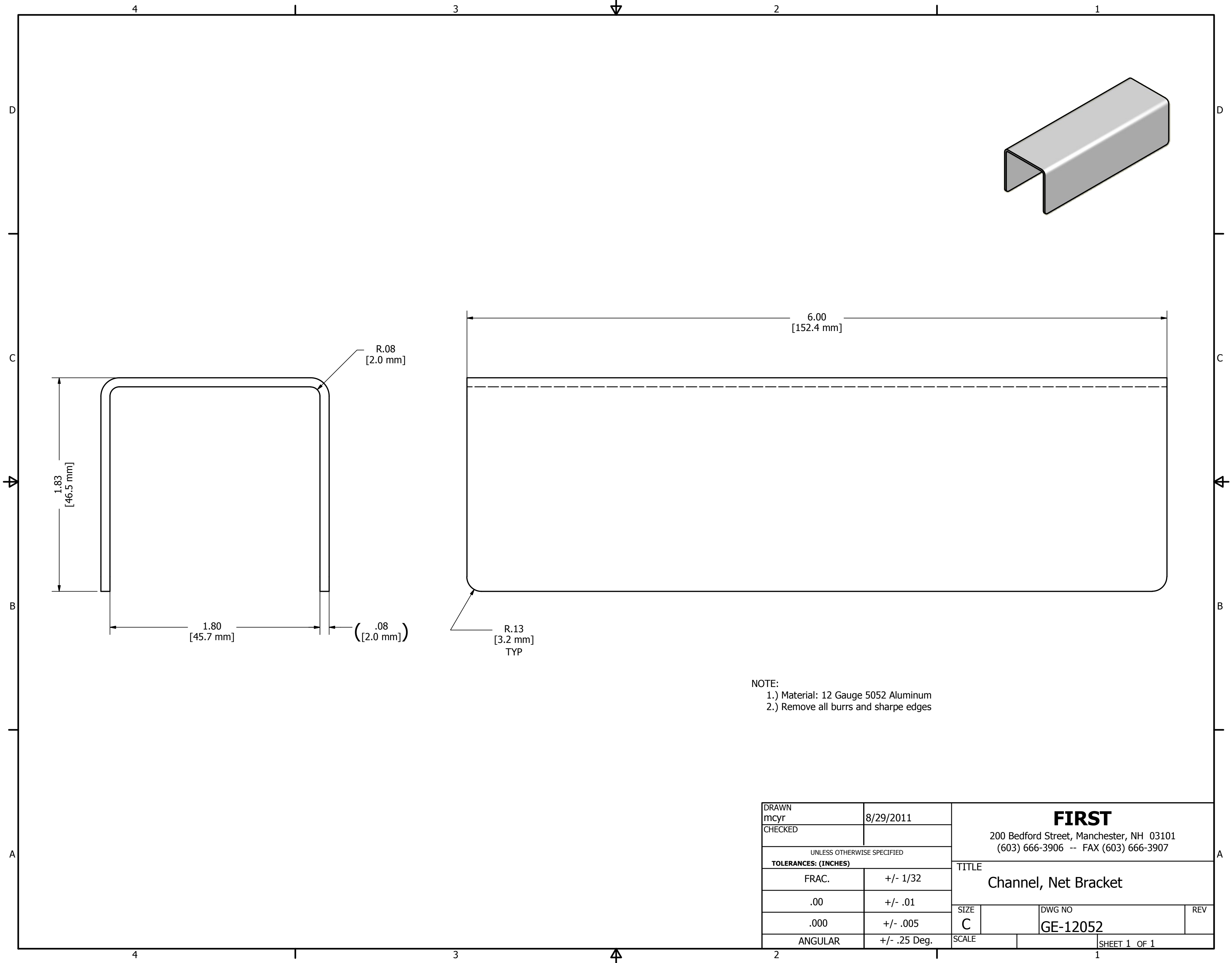
DRAWN mcyr	8/26/2011	FIRST 200 Bedford Street, Manchester, NH 03101 (603) 666-3906 -- FAX (603) 666-3907		
CHECKED				
UNLESS OTHERWISE SPECIFIED		TITLE Key Plastic		
TOLERANCES: (INCHES)				
FRAC.	+/- 1/32	SIZE	DWG NO	REV
.00	+/- .01	C	GE-12050	
.000	+/- .005	SCALE	SHEET 1 OF 1	
ANGULAR	+/- .25 Deg.			

REVISION HISTORY				
ZONE	REV	DESCRIPTION	DATE	APPROVED
B4	A	Changed the height from 41.5" to 28"	9/27/2011	



NOTE:
 1.) Material 1/4" Thick Clear Polycarbonate
 2.) Remove burrs and sharp edges

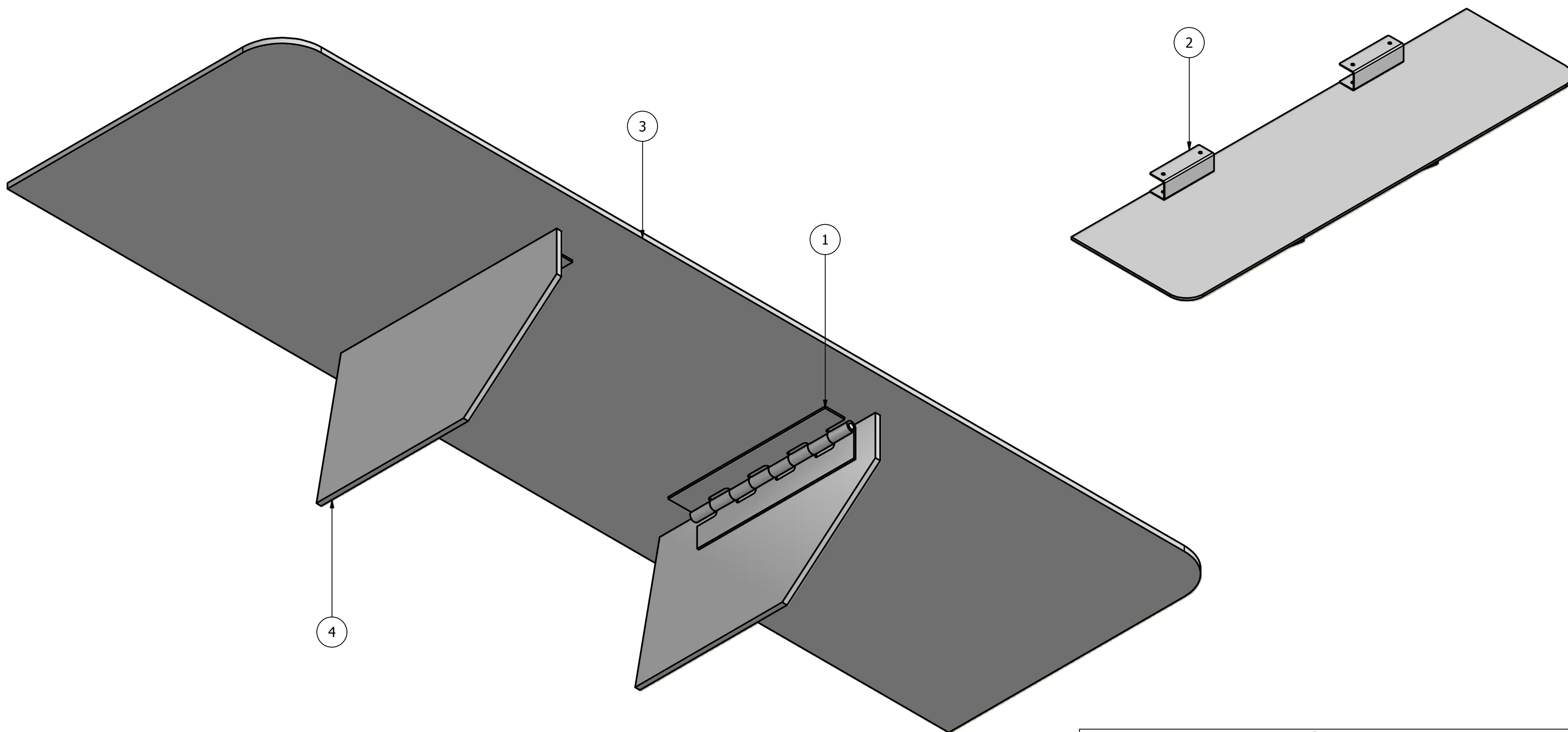
DRAWN mcyr	8/11/2011	FIRST 200 Bedford Street, Manchester, NH 03101 (603) 666-3906 -- FAX (603) 666-3907		
CHECKED				
UNLESS OTHERWISE SPECIFIED		TITLE Inbound Plastic		
TOLERANCES: (INCHES)				
FRAC.	+/- 1/32	SIZE	DWG NO	REV
.00	+/- .01	C	GE-12051	A
.000	+/- .005	SCALE	SHEET 1 OF 1	
ANGULAR	+/- .25 Deg.			



NOTE:
 1.) Material: 12 Gauge 5052 Aluminum
 2.) Remove all burrs and sharpe edges

DRAWN mcyr		8/29/2011		FIRST 200 Bedford Street, Manchester, NH 03101 (603) 666-3906 -- FAX (603) 666-3907	
CHECKED					
UNLESS OTHERWISE SPECIFIED				TITLE Channel, Net Bracket	
TOLERANCES: (INCHES)					
FRAC.	+/-	1/32			
.00	+/-	.01		SIZE	DWG NO
.000	+/-	.005		C	GE-12052
ANGULAR	+/-	.25 Deg.		SCALE	SHEET 1 OF 1

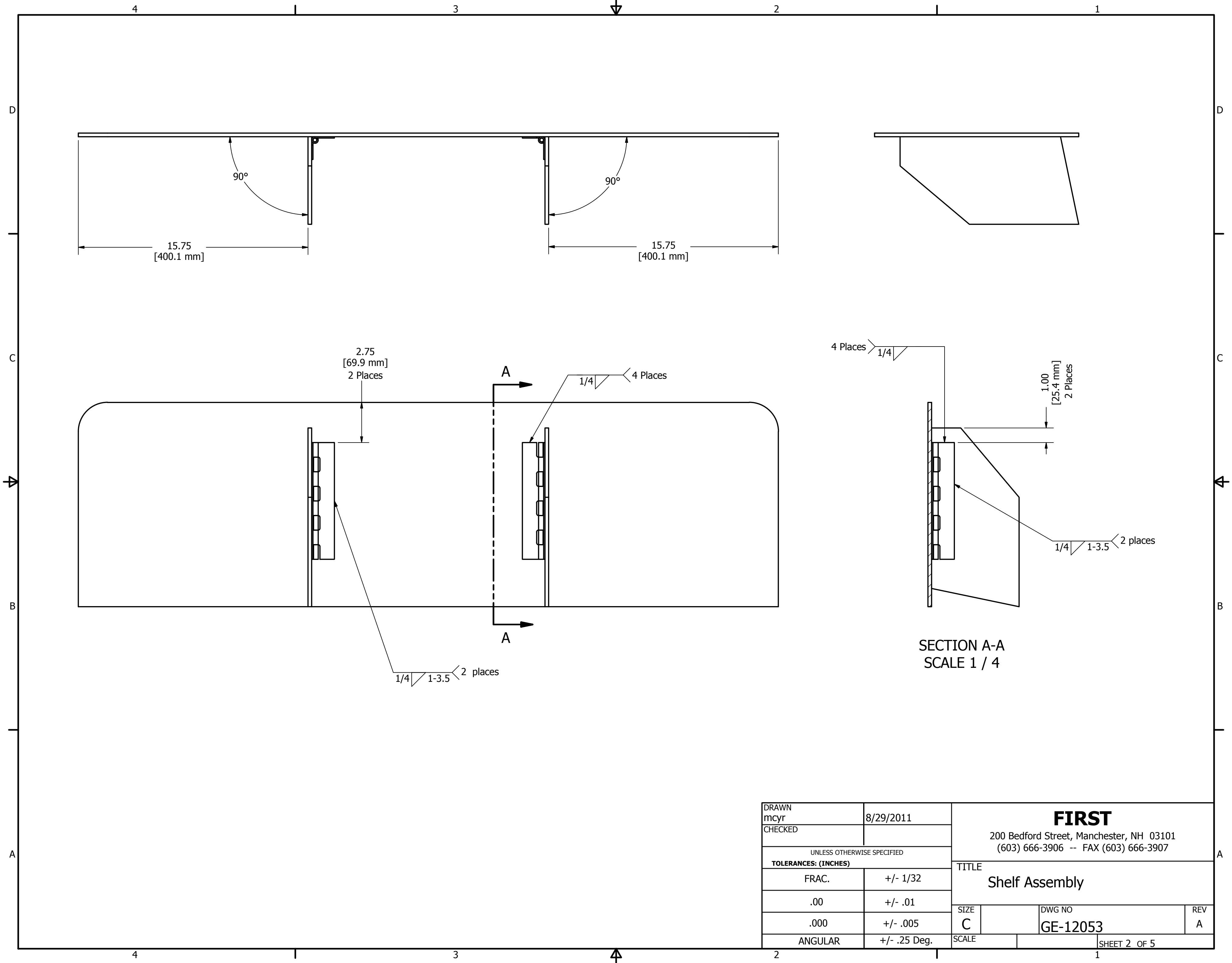
REVISION HISTORY				
ZONE	REV	DESCRIPTION	DATE	APPROVED
C-2	A	Sheet 3 Added .92" Dimension on thru hole position	11/8/2011	MLC



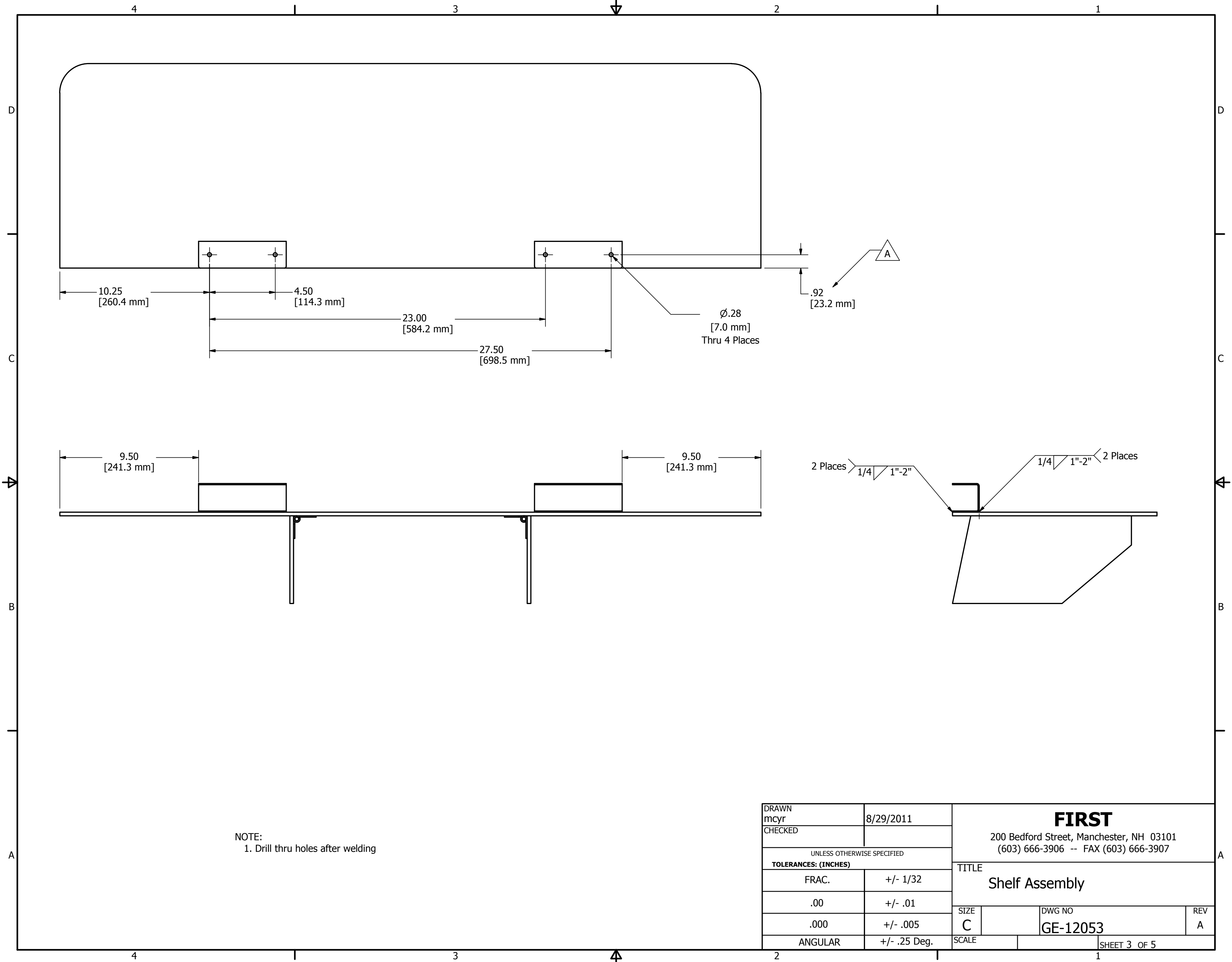
Resources		
Resource	Material	Quantity
1	1/4" Thick 6061 T6 Aluminum Plate	4 Feet
2	Hinge, Aluminum 3" x .09", 1/4" Pin	17 Inches

PARTS LIST			
ITEM	QTY	PART NUMBER	DESCRIPTION
1	2	FE-00004-08	Hinge, Shelf Support
2	2	GE-12052_modified	Channel, Net Bracket
3	1	GE-12053-01	Shelf
4	2	GE-12053-02	Shelf Support

DRAWN mcyr	8/29/2011	FIRST 200 Bedford Street, Manchester, NH 03101 (603) 666-3906 -- FAX (603) 666-3907		
CHECKED				
UNLESS OTHERWISE SPECIFIED TOLERANCES: (INCHES)		TITLE Shelf Assembly		
FRAC.	+/- 1/32	SIZE C	DWG NO GE-12053	REV A
.00	+/- .01	SCALE		SHEET 1 OF 5
.000	+/- .005			
ANGULAR	+/- .25 Deg.			




DRAWN mcyr		8/29/2011		FIRST 200 Bedford Street, Manchester, NH 03101 (603) 666-3906 -- FAX (603) 666-3907		
CHECKED						
UNLESS OTHERWISE SPECIFIED TOLERANCES: (INCHES)				TITLE		
FRAC.			+/- 1/32	Shelf Assembly		
.00			+/- .01			
.000			+/- .005			
ANGULAR			+/- .25 Deg.	SIZE	DWG NO	REV
				C	GE-12053	A
				SCALE	SHEET 2 OF 5	



NOTE:
1. Drill thru holes after welding

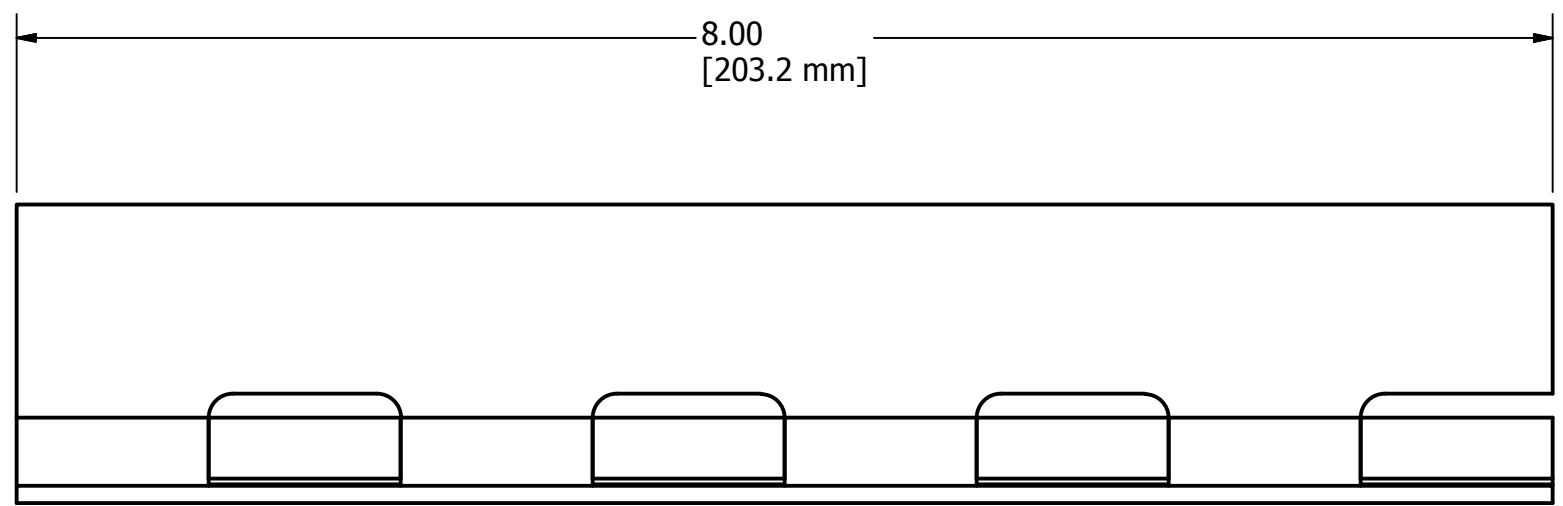
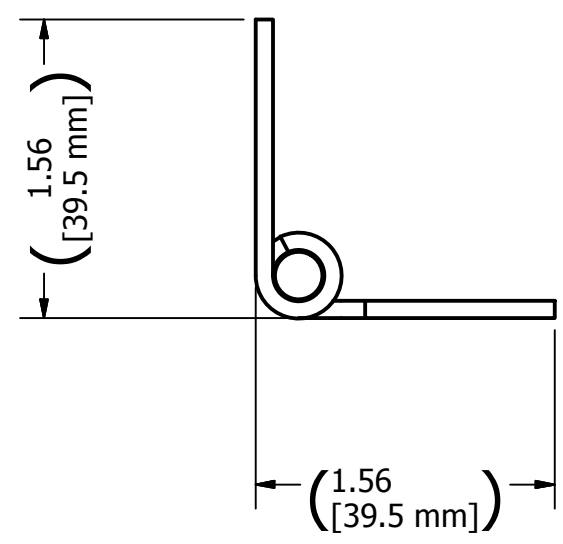
DRAWN mcyr	8/29/2011	FIRST 200 Bedford Street, Manchester, NH 03101 (603) 666-3906 -- FAX (603) 666-3907		
CHECKED				
UNLESS OTHERWISE SPECIFIED TOLERANCES: (INCHES)		TITLE Shelf Assembly		
FRAC.	+/- 1/32	SIZE	DWG NO	REV
.00	+/- .01	C	GE-12053	A
.000	+/- .005	SCALE	SHEET 3 OF 5	
ANGULAR	+/- .25 Deg.			



R2.00
[50.8 mm]
TYP

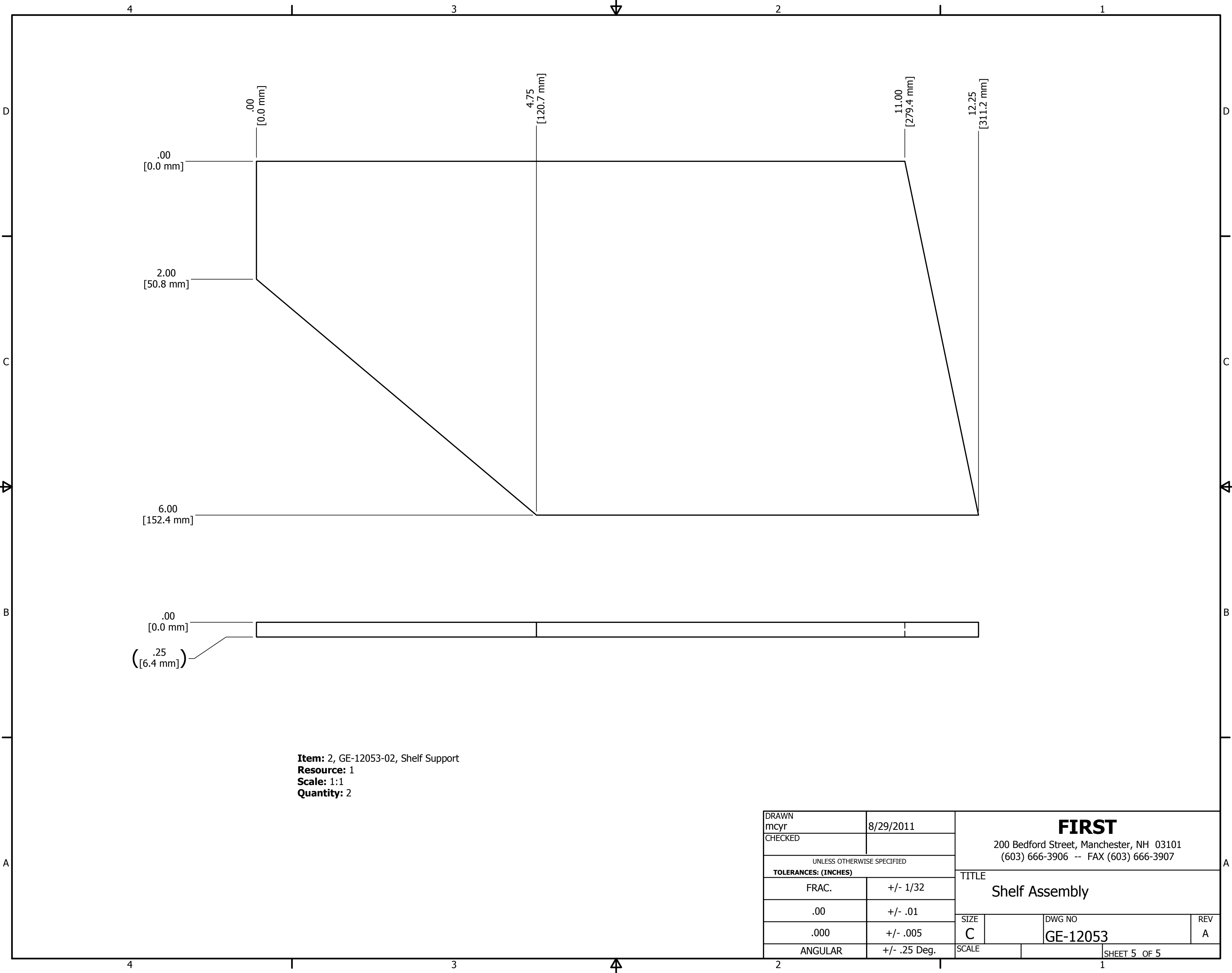


Item: 1, GE-12053-01, Shelf
Resource: 1
Scale: 1/5
Quantity: 1



Item: 3, FE-00004-08, Hinge
Resource: 1
Scale: 1:1
Quantity: 2

DRAWN mcyr	8/29/2011	FIRST 200 Bedford Street, Manchester, NH 03101 (603) 666-3906 -- FAX (603) 666-3907		
CHECKED				
UNLESS OTHERWISE SPECIFIED TOLERANCES: (INCHES)		TITLE Shelf Assembly		
FRAC.	+/- 1/32	SIZE	DWG NO	REV
.00	+/- .01	C	GE-12053	A
.000	+/- .005	SCALE	SHEET 4 OF 5	
ANGULAR	+/- .25 Deg.			



.00
[0.0 mm]

2.00
[50.8 mm]

6.00
[152.4 mm]

.00
[0.0 mm]

4.75
[120.7 mm]

11.00
[279.4 mm]

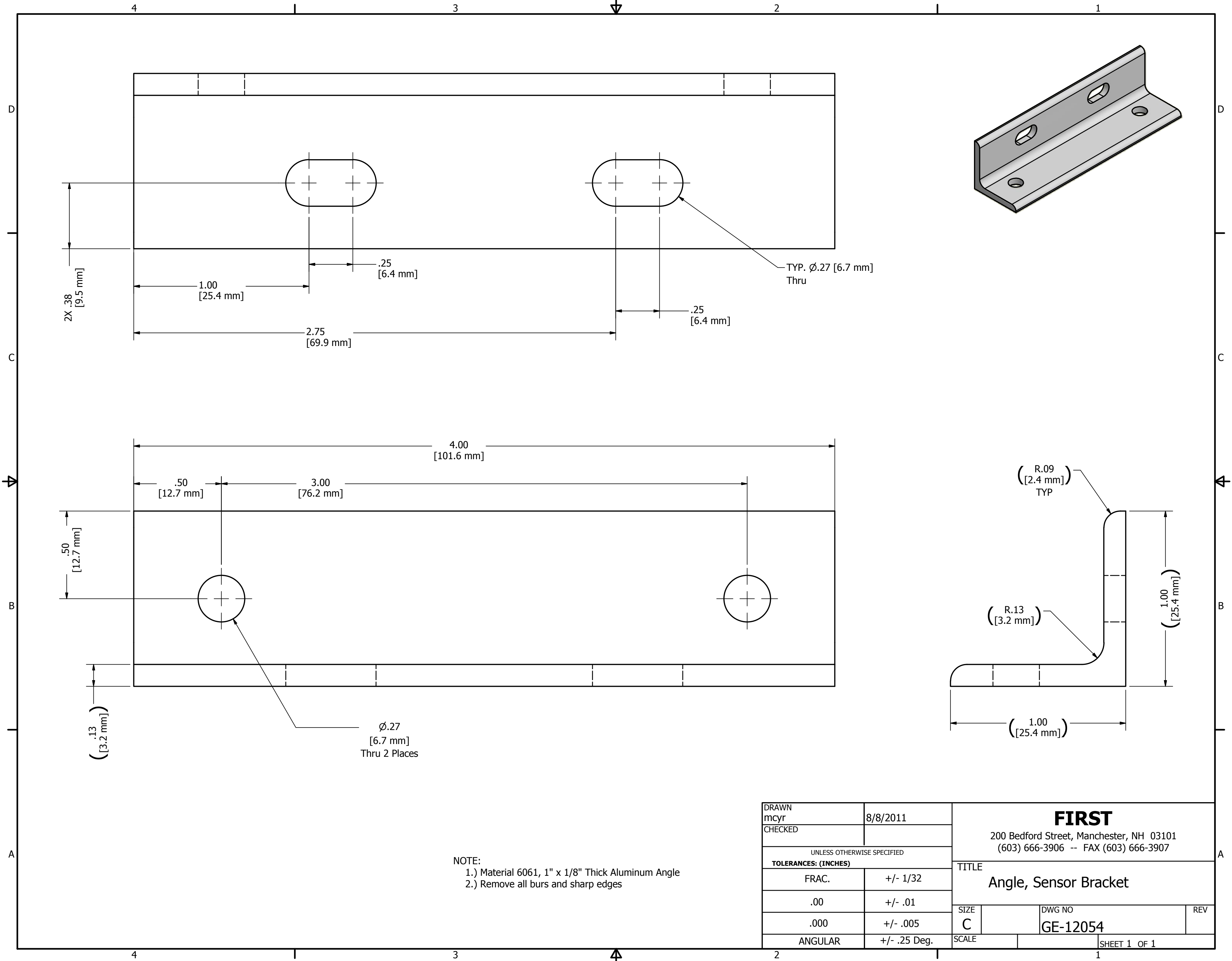
12.25
[311.2 mm]

.00
[0.0 mm]

(.25
[6.4 mm])

Item: 2, GE-12053-02, Shelf Support
Resource: 1
Scale: 1:1
Quantity: 2

DRAWN mcyr		8/29/2011		FIRST 200 Bedford Street, Manchester, NH 03101 (603) 666-3906 -- FAX (603) 666-3907		
CHECKED						
UNLESS OTHERWISE SPECIFIED				TITLE Shelf Assembly		
TOLERANCES: (INCHES)						
FRAC.	+/-					
.00	+/-	.01		SIZE		
.000	+/-	.005		C	DWG NO	
ANGULAR	+/-	.25 Deg.		SCALE		
				1		REV A
				SHEET 5 OF 5		



2X .38 [9.5 mm]
 1.00 [25.4 mm]
 2.75 [69.9 mm]
 .25 [6.4 mm]
 .25 [6.4 mm]
 TYP. ϕ .27 [6.7 mm] Thru

4.00 [101.6 mm]
 .50 [12.7 mm]
 3.00 [76.2 mm]
 .50 [12.7 mm]
 .13 [3.2 mm]
 ϕ .27 [6.7 mm] Thru 2 Places

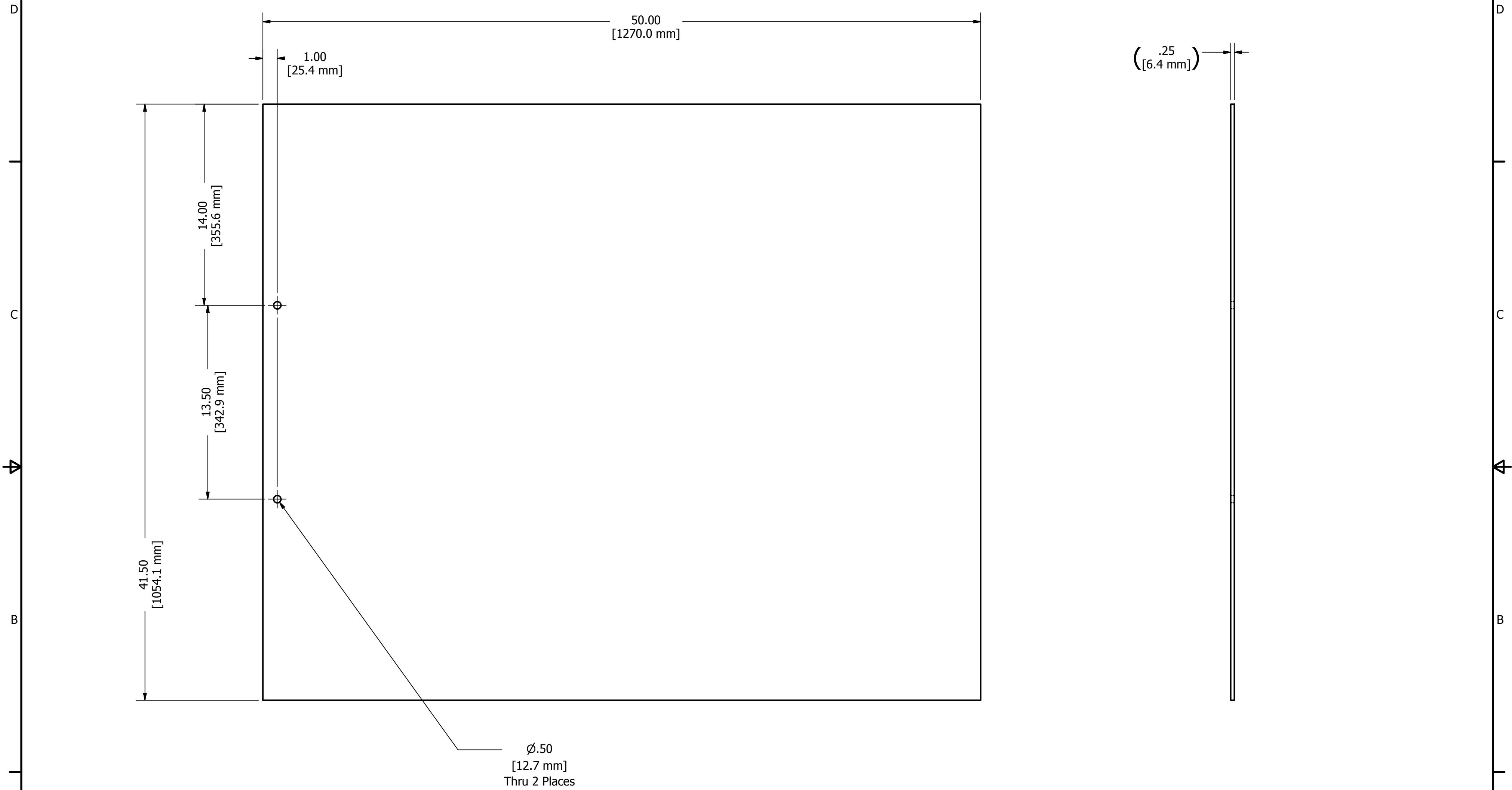
R.09 [2.4 mm] TYP
 R.13 [3.2 mm]
 1.00 [25.4 mm]
 1.00 [25.4 mm]

NOTE:
 1.) Material 6061, 1" x 1/8" Thick Aluminum Angle
 2.) Remove all burs and sharp edges

DRAWN	8/8/2011
mcyr	
CHECKED	
UNLESS OTHERWISE SPECIFIED	
TOLERANCES: (INCHES)	
FRAC.	+/- 1/32
.00	+/- .01
.000	+/- .005
ANGULAR	+/- .25 Deg.

FIRST			
200 Bedford Street, Manchester, NH 03101 (603) 666-3906 -- FAX (603) 666-3907			
TITLE Angle, Sensor Bracket			
SIZE		DWG NO	REV
C		GE-12054	
SCALE		SHEET 1 OF 1	

ZONE		REV	DESCRIPTION	DATE	APPROVED
C4		A	Added the .50 Diam Thru Holes	9/28/2011	MLC

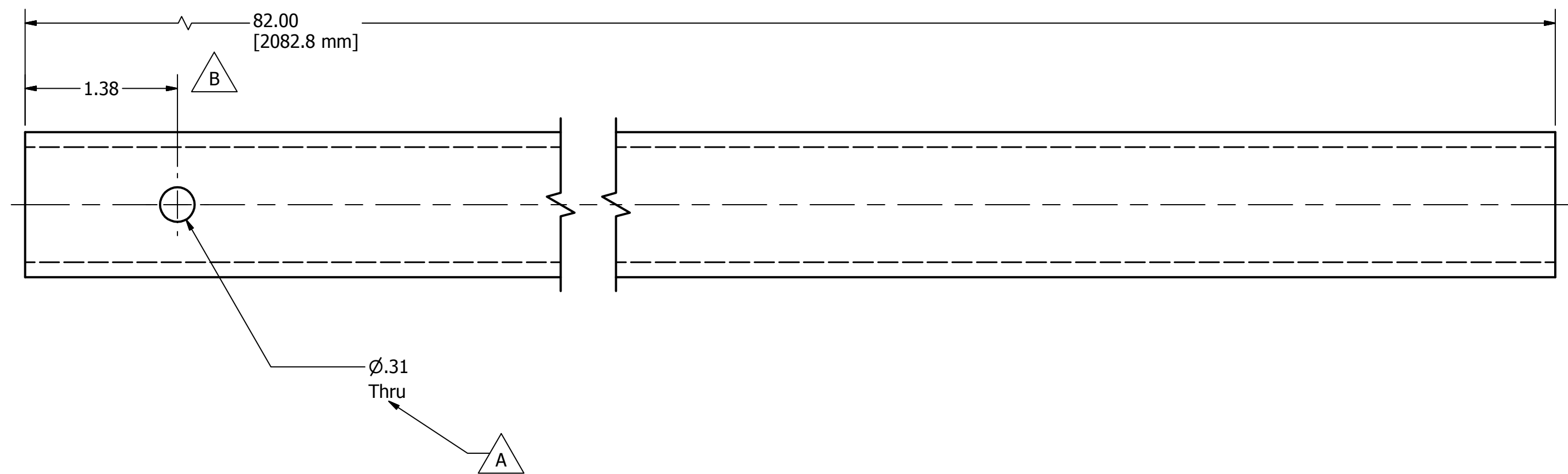
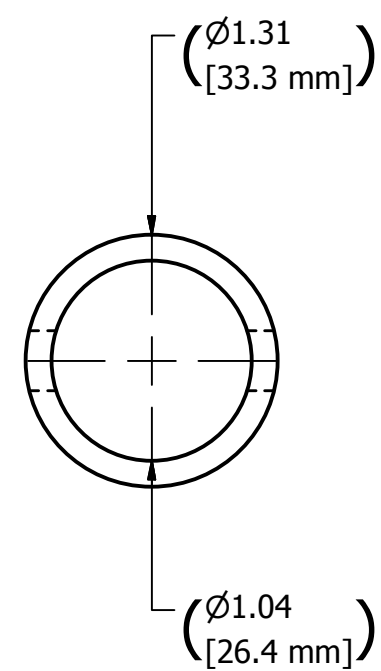


∅.50
[12.7 mm]
Thru 2 Places

NOTE:
1.) Material: 1/4" Thick clear polycarbonate
2.) Remove all burrs and sharp edges

DRAWN mcyr	8/31/2011	FIRST 200 Bedford Street, Manchester, NH 03101 (603) 666-3906 -- FAX (603) 666-3907		
CHECKED				
UNLESS OTHERWISE SPECIFIED		TITLE		
TOLERANCES: (INCHES)		Glass, Corner Drivers Station		
FRAC.	+/- 1/32	SIZE	DWG NO	REV
.00	+/- .01	C	GE-12055	A
.000	+/- .005	SCALE	SHEET 1 OF 1	
ANGULAR	+/- .25 Deg.			

REVISION HISTORY				
ZONE	REV	DESCRIPTION	DATE	APPROVED
C-3	A	Removed slot and added thru hole .3125" Dia.	11/7/2011	MLC
C-3	B	Added missing 1.38 dimension	12/19/2011	DAF

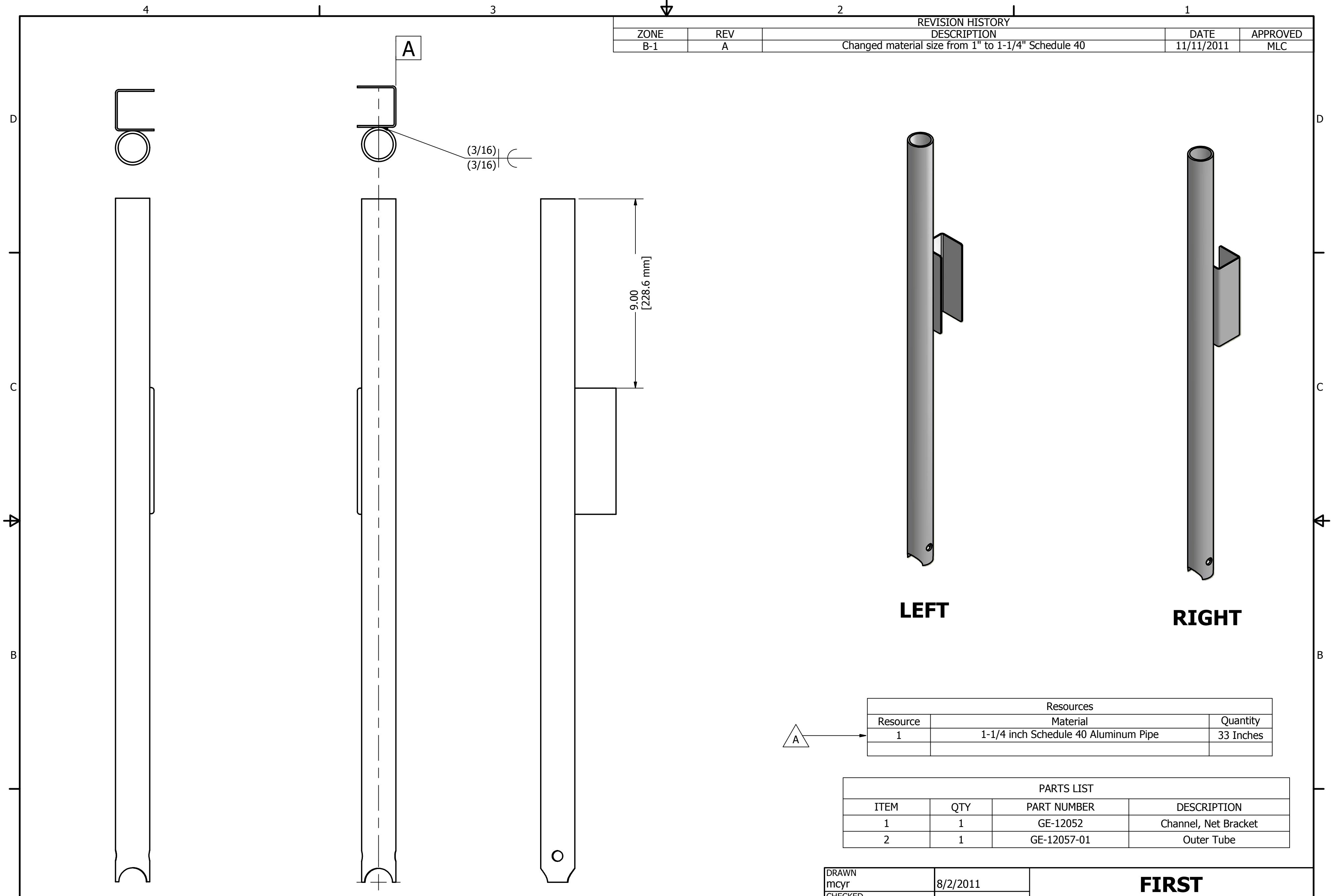


NOTE:

- 1.) Material: 1" Schedule 40, 6061 Aluminum Pipe
- 2.) Remove burrs and sharp edges

DRAWN mcyr	8/2/2011	FIRST 200 Bedford Street, Manchester, NH 03101 (603) 666-3906 -- FAX (603) 666-3907		
CHECKED				
UNLESS OTHERWISE SPECIFIED		TITLE Inner Tube, Net Support		
TOLERANCES: (INCHES)				
FRAC.	+/- 1/32	SIZE	DWG NO	REV
.00	+/- .01	C	GE-12056	B
.000	+/- .005	SCALE	SHEET 1 OF 1	
ANGULAR	+/- .25 Deg.			

REVISION HISTORY				
ZONE	REV	DESCRIPTION	DATE	APPROVED
B-1	A	Changed material size from 1" to 1-1/4" Schedule 40	11/11/2011	MLC



LEFT

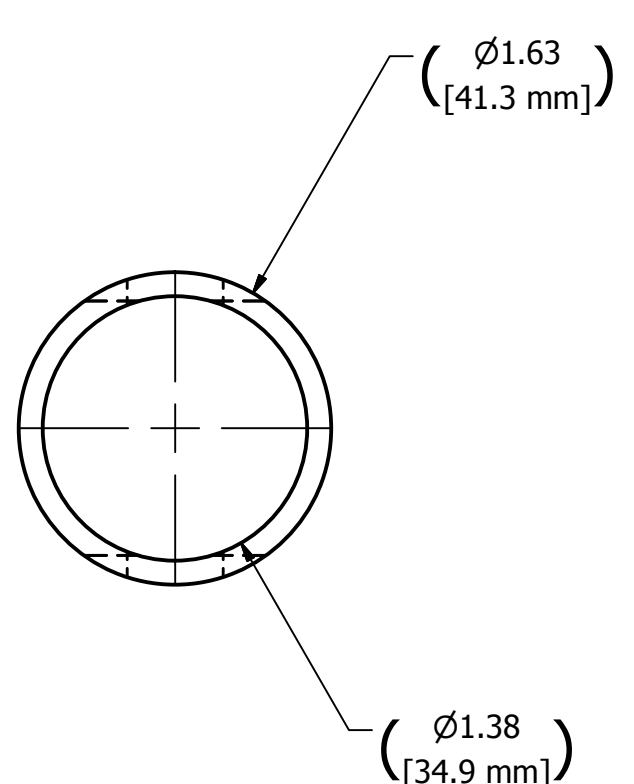

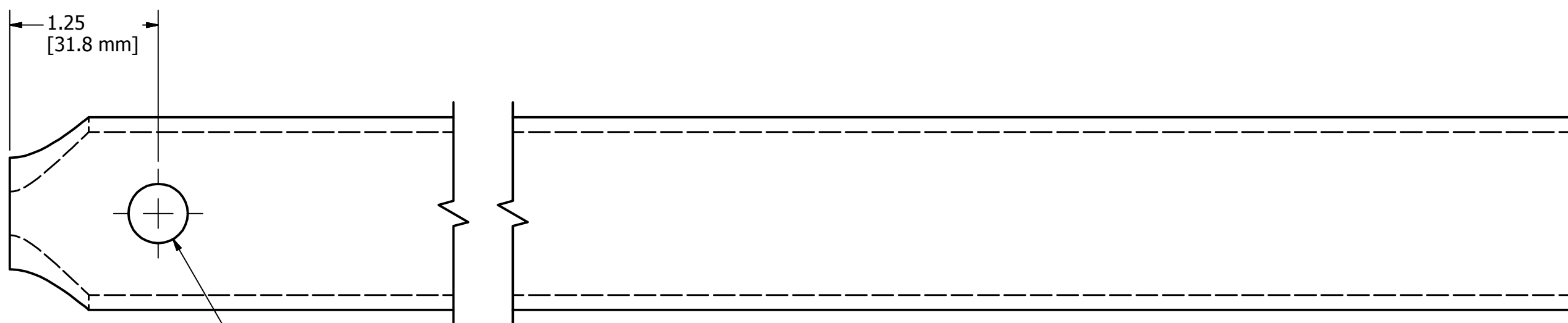
RIGHT

Resources		
Resource	Material	Quantity
1	1-1/4 inch Schedule 40 Aluminum Pipe	33 Inches

PARTS LIST			
ITEM	QTY	PART NUMBER	DESCRIPTION
1	1	GE-12052	Channel, Net Bracket
2	1	GE-12057-01	Outer Tube

DRAWN mcyr	8/2/2011	FIRST 200 Bedford Street, Manchester, NH 03101 (603) 666-3906 -- FAX (603) 666-3907		
CHECKED				
UNLESS OTHERWISE SPECIFIED TOLERANCES: (INCHES)		TITLE Outer Tube, Net Support		
FRAC.	+/- 1/32	SIZE C	DWG NO GE-12057	REV A
.00	+/- .01	SCALE		SHEET 1 OF 2
.000	+/- .005			
ANGULAR	+/- .25 Deg.			

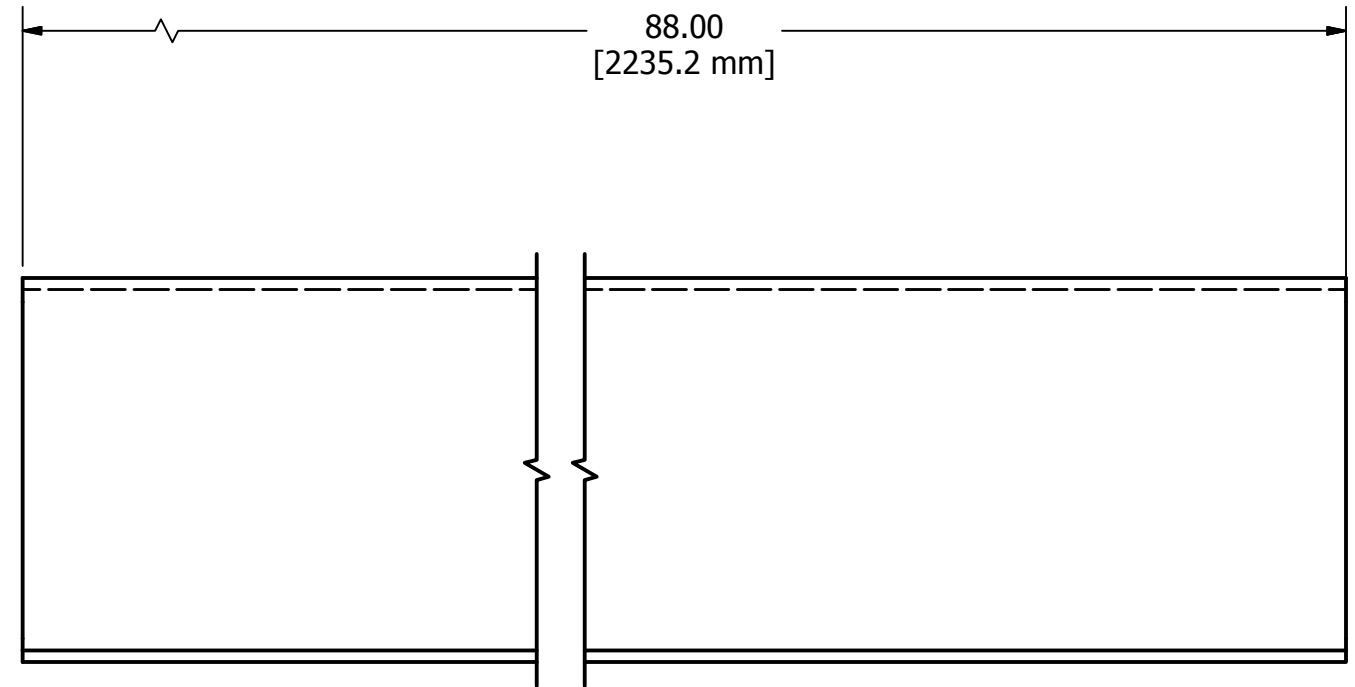
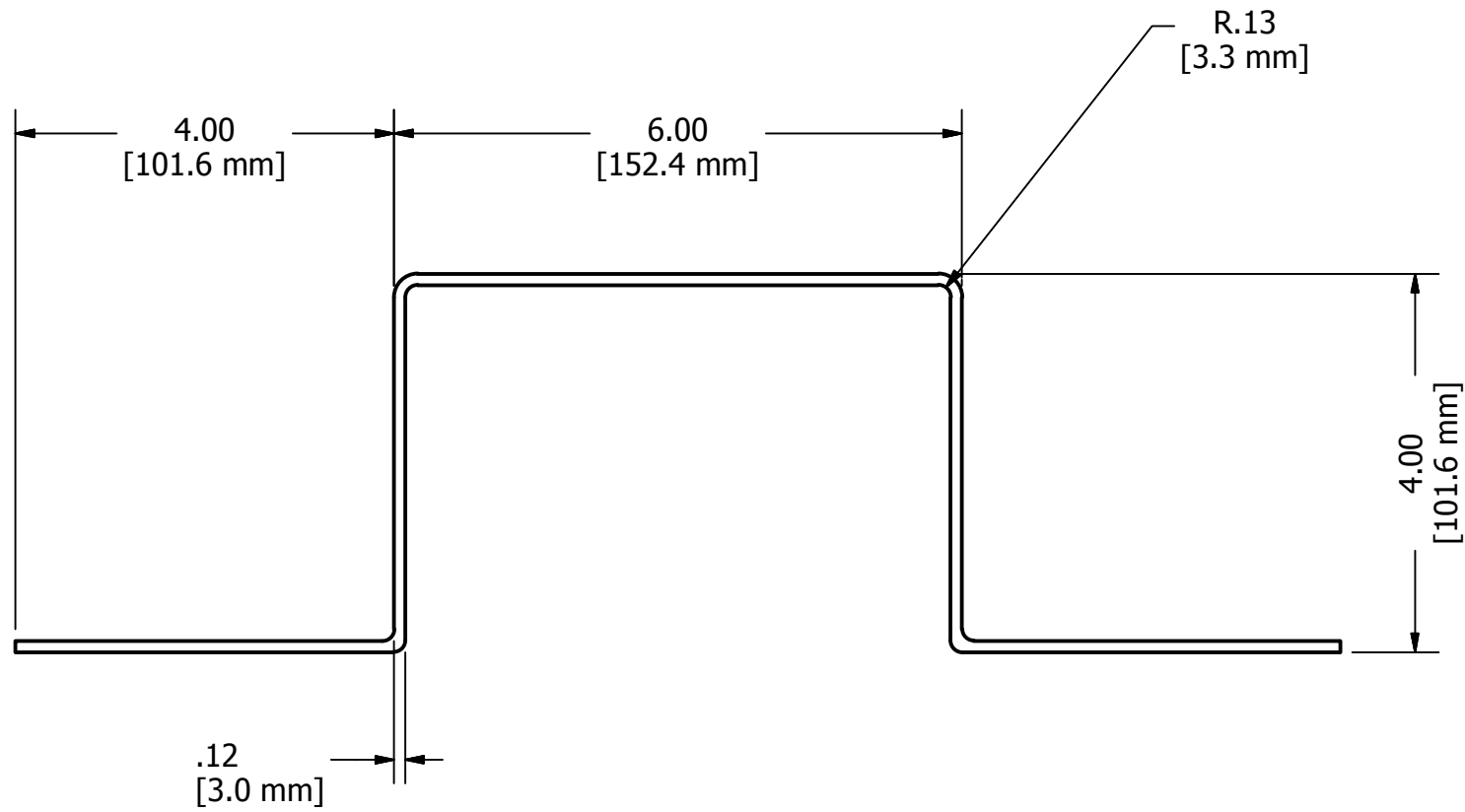
NOTE:
1. Surface "A" must be parallel to the centerline of the tube.



Item: 2, GE-12057-01, Channel, Net Support
Resource: 1
Scale: 1:1
QTY: 1

DRAWN mcyr	8/2/2011	FIRST 200 Bedford Street, Manchester, NH 03101 (603) 666-3906 -- FAX (603) 666-3907		
CHECKED				
UNLESS OTHERWISE SPECIFIED		TITLE		
TOLERANCES: (INCHES)		Outer Tube, Net Support		
FRAC.	+/- 1/32	SIZE	DWG NO	REV
.00	+/- .01	C	GE-12057	A
.000	+/- .005	SCALE	SHEET 2 OF 2	
ANGULAR	+/- .25 Deg.			

REVISION HISTORY				
ZONE	REV	DESCRIPTION	DATE	APPROVED
A4	A	Added Plating Spec and mm to all dimensions	10/3/2011	MLC
A4	B	Changed plating to Zinc with Clear Chromate	11/1/2011	MLC

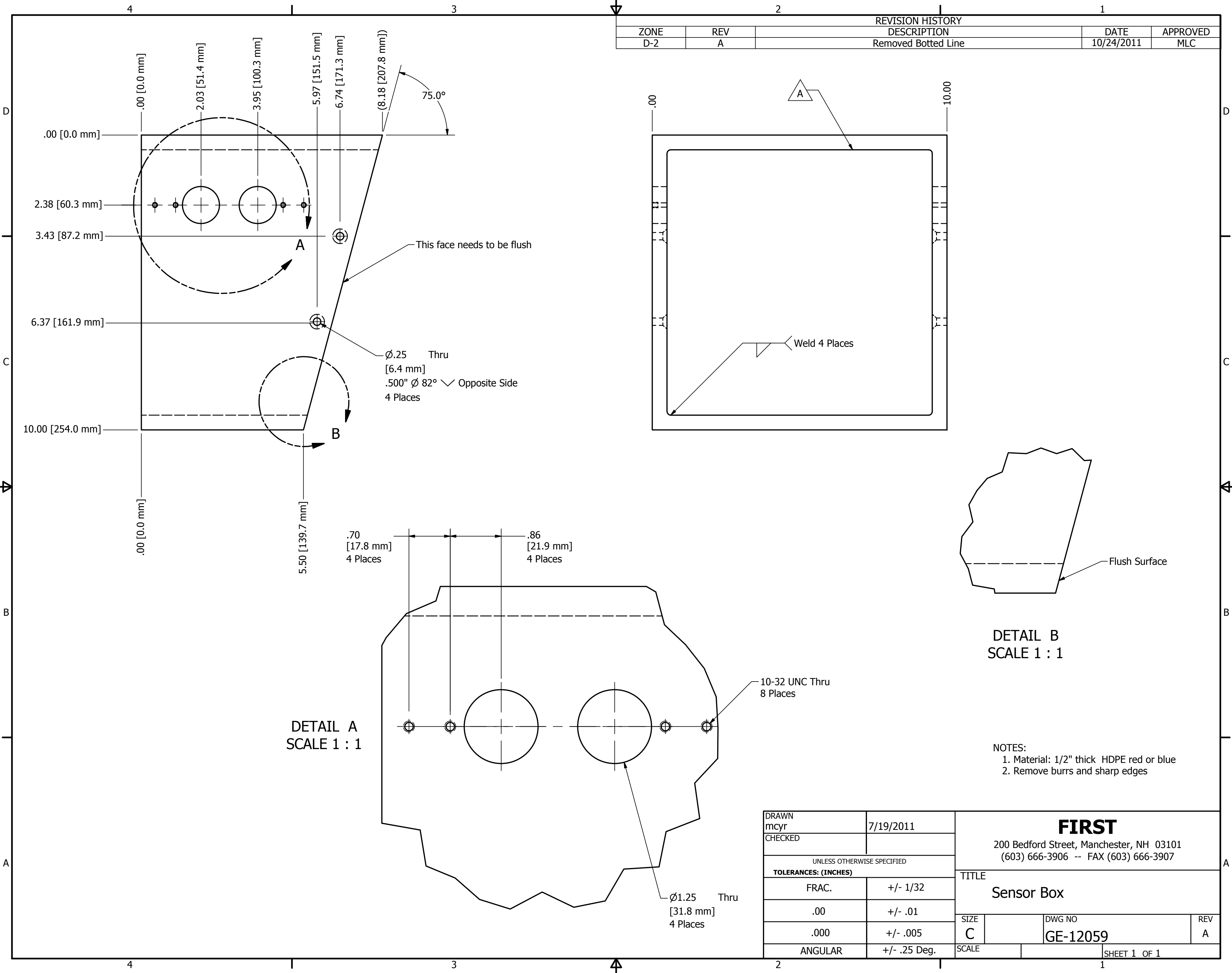


NOTE:
 1.) Material: Cold Rolled, Sheet Steel
 2.) Remove all burrs and sharp edges
 3.) Plating Spec: Zinc with Clear Chromate



DRAWN dfoster	6/20/2011	200 Bedford Street, Manchester, NH 03101 (603) 666-3906 -- FAX (603) 666-3907		
CHECKED				
UNLESS OTHERWISE SPECIFIED		TITLE		
TOLERANCES: (INCHES)		Center Field Channel		
FRAC.	+/- 1/32	SIZE	DWG NO	REV
.00	+/- .01	B	GE-12058	B
.000	+/- .005	SCALE	SHEET 1 OF 1	
ANGULAR	+/- .25 Deg.			

ZONE		REV	DESCRIPTION	DATE	APPROVED
D-2		A	Removed Botted Line	10/24/2011	MLC

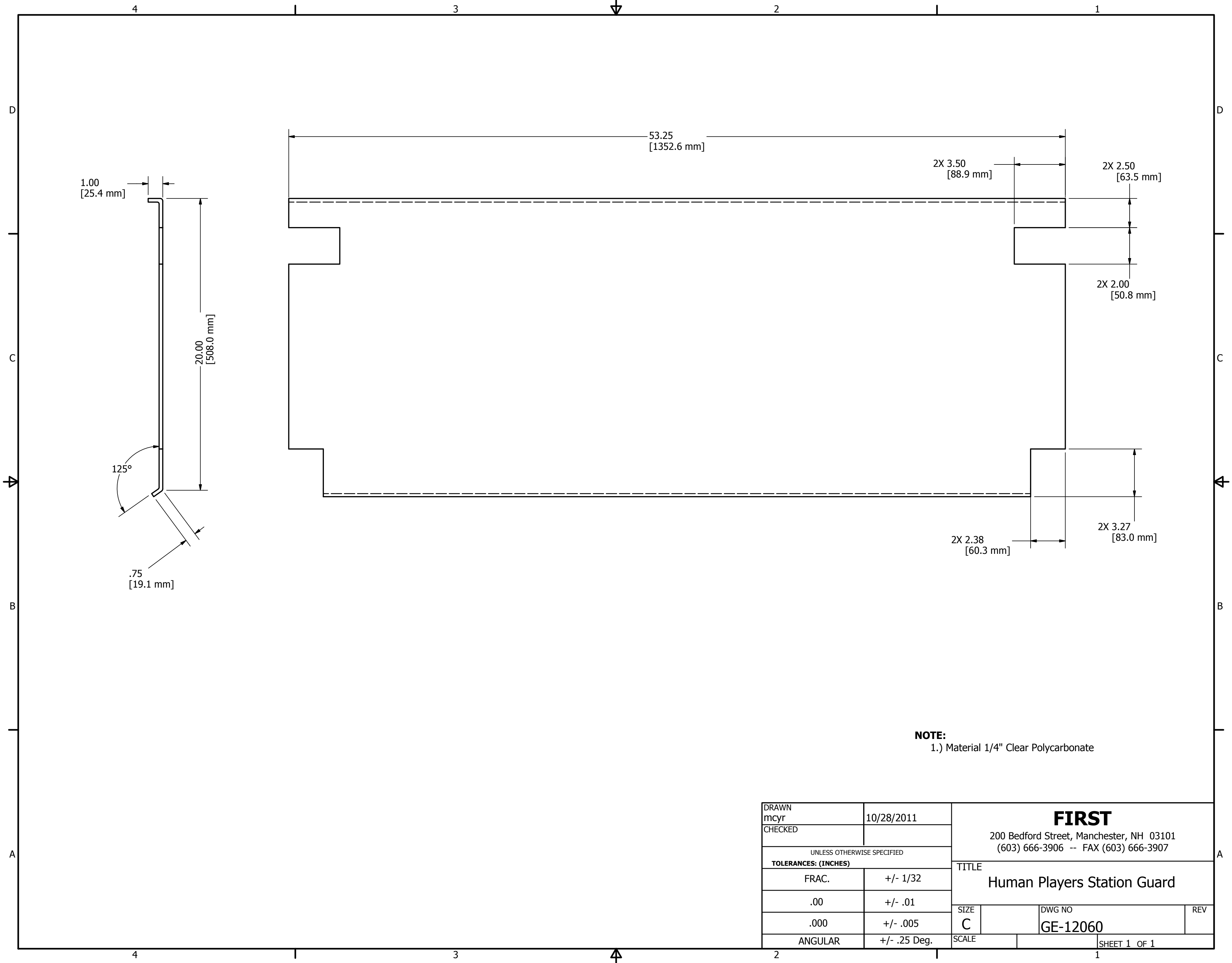


DETAIL A
SCALE 1 : 1

DETAIL B
SCALE 1 : 1

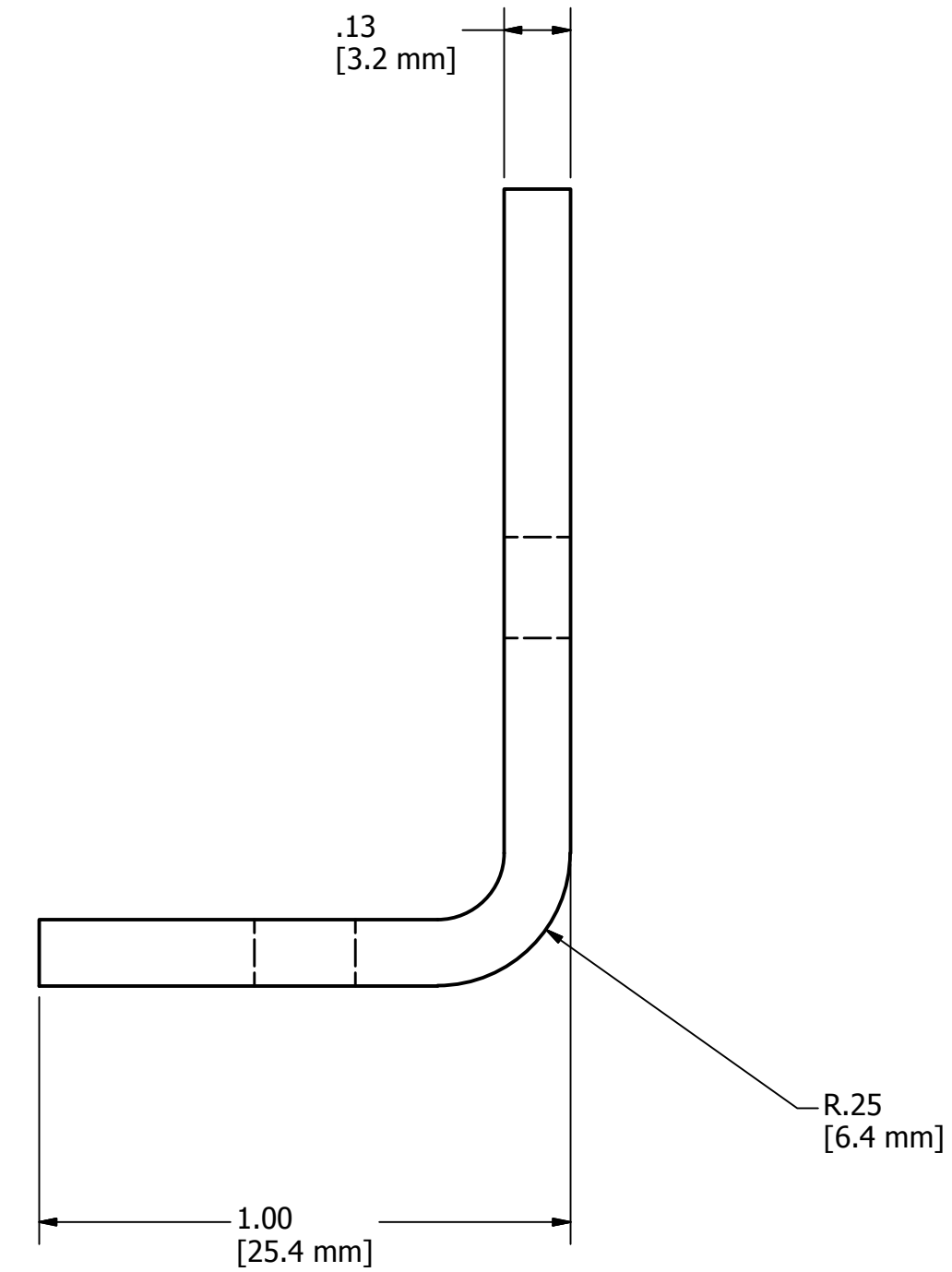
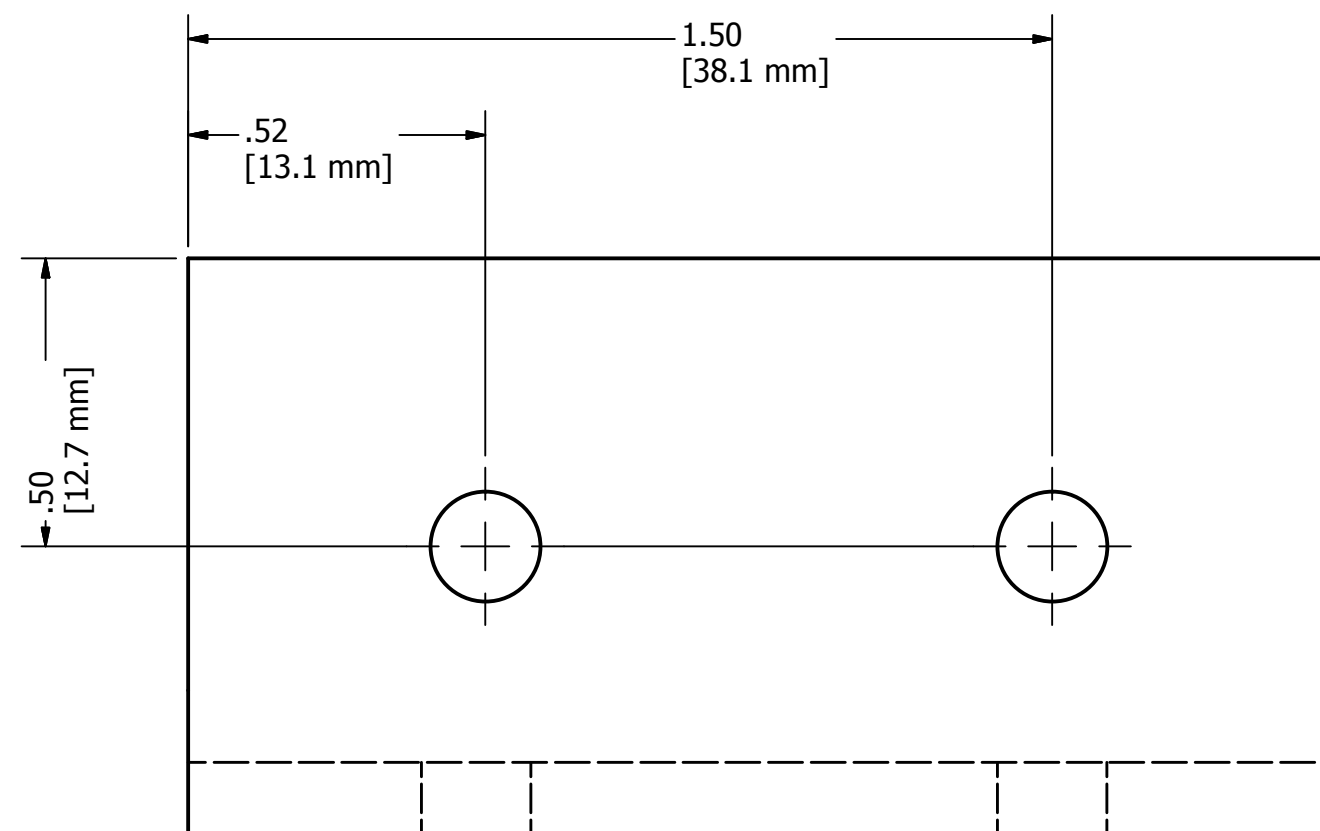
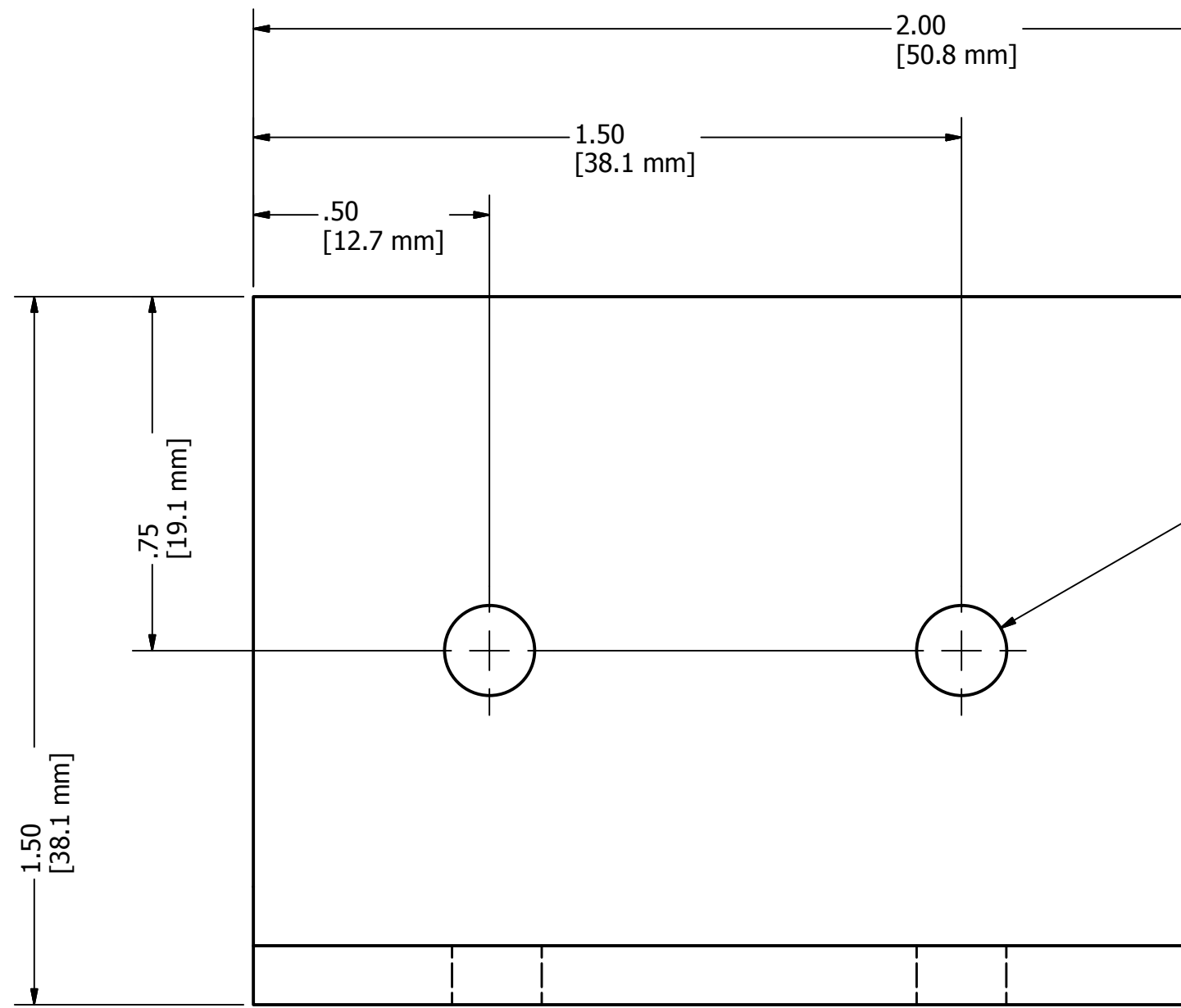
- NOTES:
 1. Material: 1/2" thick HDPE red or blue
 2. Remove burrs and sharp edges

DRAWN mcyr	7/19/2011	FIRST 200 Bedford Street, Manchester, NH 03101 (603) 666-3906 -- FAX (603) 666-3907		
CHECKED				
UNLESS OTHERWISE SPECIFIED		TITLE		
TOLERANCES: (INCHES)		Sensor Box		
FRAC.	+/- 1/32	SIZE	DWG NO	REV
.00	+/- .01	C	GE-12059	A
.000	+/- .005	SCALE	SHEET 1 OF 1	
ANGULAR	+/- .25 Deg.			



NOTE:
1.) Material 1/4" Clear Polycarbonate

DRAWN mcyr		10/28/2011		FIRST 200 Bedford Street, Manchester, NH 03101 (603) 666-3906 -- FAX (603) 666-3907		
CHECKED						
UNLESS OTHERWISE SPECIFIED				TITLE Human Players Station Guard		
TOLERANCES: (INCHES)						
FRAC.		+/- 1/32		SIZE C		
.00		+/- .01				
.000		+/- .005				
ANGULAR		+/- .25 Deg.		SCALE		DWG NO GE-12060
				REV		
				SHEET 1 OF 1		



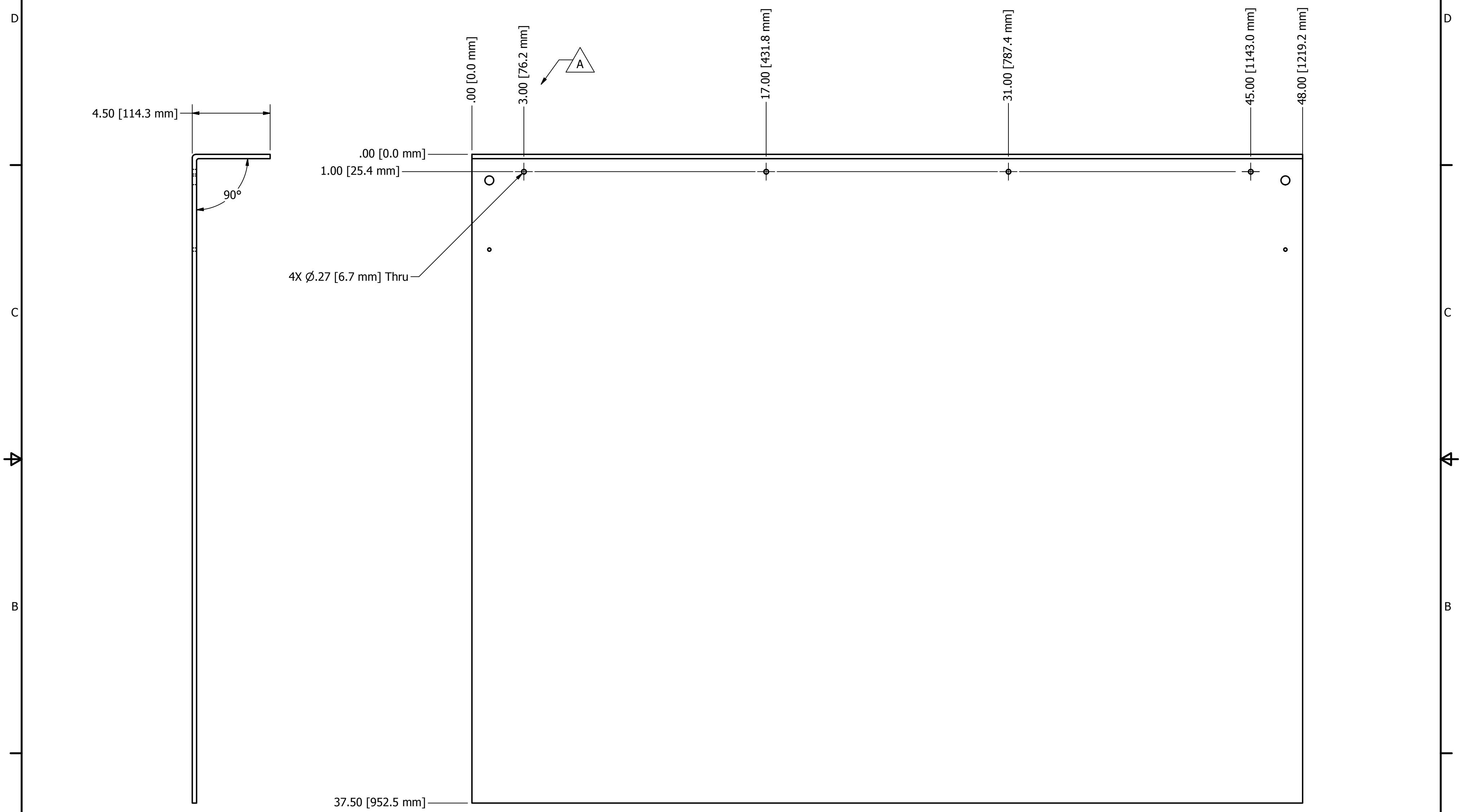
4X Ø.19 Thru
[4.8 mm]

R.25
[6.4 mm]

NOTE:
1.) Material: 1/4", 6061 Aluminum

DRAWN mcyr	11/16/2011	FIRST 200 Bedford Street, Manchester, NH 03101 (603) 666-3906 -- FAX (603) 666-3907		
CHECKED				
UNLESS OTHERWISE SPECIFIED		TITLE		
TOLERANCES: (INCHES)		Bridge Sensor Bracket		
FRAC.	+/- 1/32	SIZE	DWG NO	REV
.00	+/- .01	C	GE-12061	
.000	+/- .005	SCALE	SHEET 1 OF 1	
ANGULAR	+/- .25 Deg.			

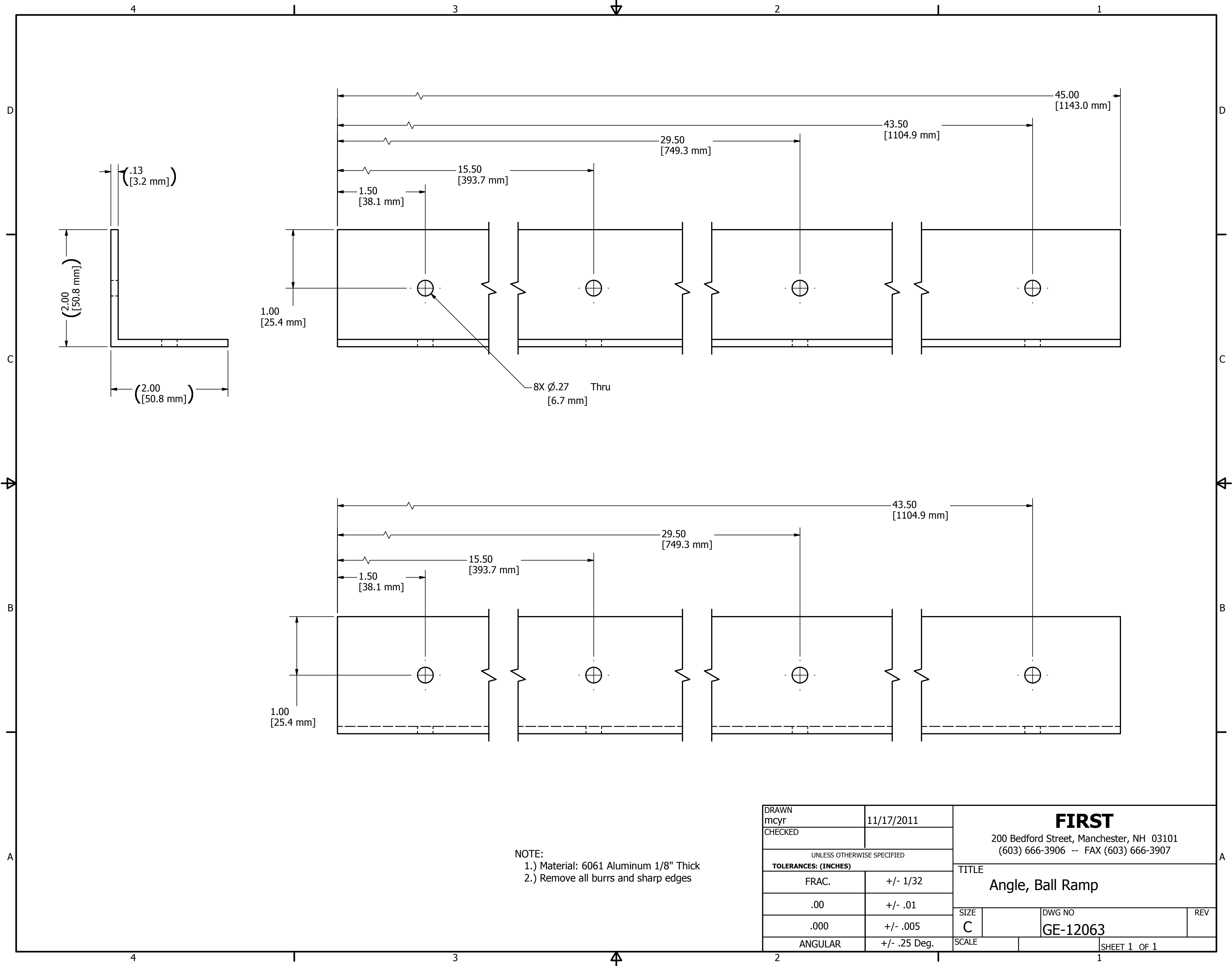
REVISION HISTORY				
ZONE	REV	DESCRIPTION	DATE	APPROVED
D3	A	Moved hole position from 1.5" to 3.0", changing the dimensions for all hole position dimensions	11/22/2011	MLC



4X Ø.27 [6.7 mm] Thru

NOTE:
1.) Material: 1/4" Clear Polycarbonate

DRAWN mcyr	11/15/2011	FIRST 200 Bedford Street, Manchester, NH 03101 (603) 666-3906 -- FAX (603) 666-3907		
CHECKED				
UNLESS OTHERWISE SPECIFIED		TITLE		
TOLERANCES: (INCHES)		Ball Ramp		
FRAC.	+/- 1/32	SIZE	DWG NO	REV
.00	+/- .01	C	GE-12062	A
.000	+/- .005	SCALE	SHEET 1 OF 1	
ANGULAR	+/- .25 Deg.			



1.00
[25.4 mm]

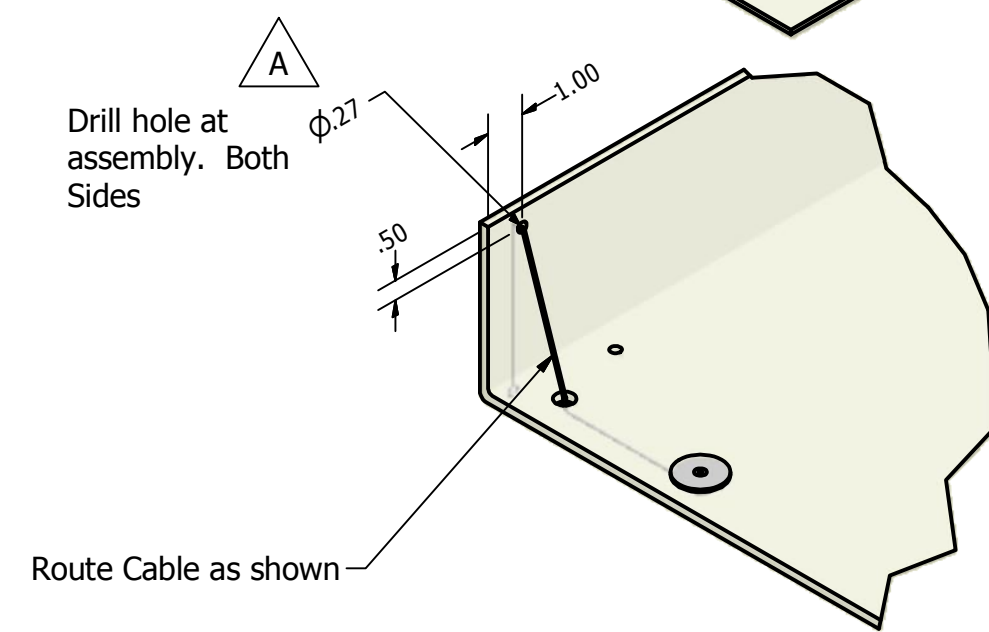
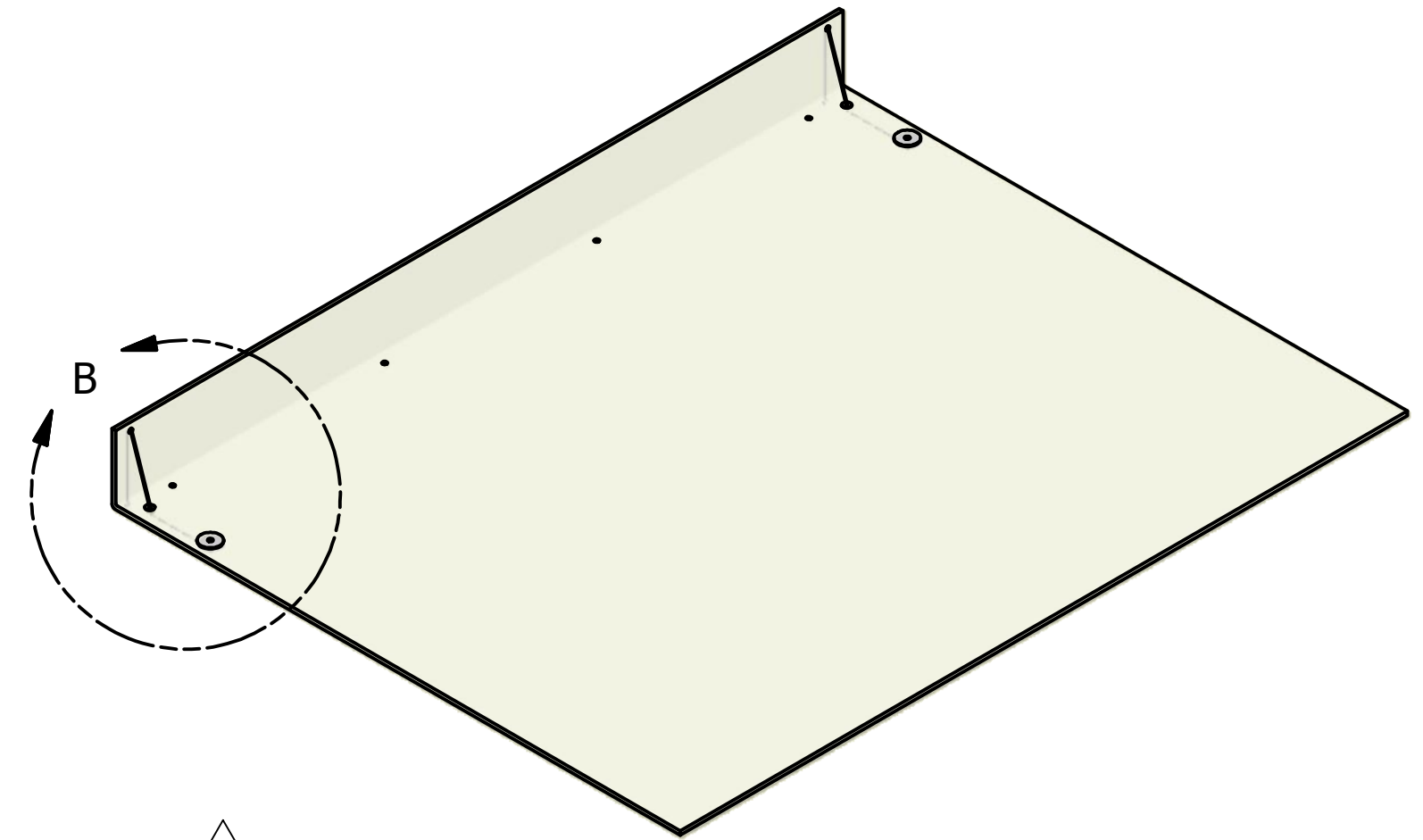

1.00
[25.4 mm]

8X Ø.27 Thru
[6.7 mm]

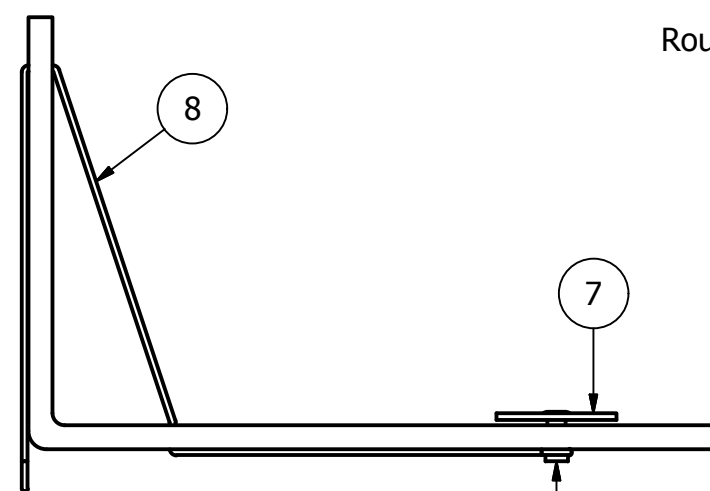
NOTE:
1.) Material: 6061 Aluminum 1/8" Thick
2.) Remove all burrs and sharp edges

DRAWN mcyr	11/17/2011	FIRST 200 Bedford Street, Manchester, NH 03101 (603) 666-3906 -- FAX (603) 666-3907		
CHECKED				
UNLESS OTHERWISE SPECIFIED		TITLE		
TOLERANCES: (INCHES)		Angle, Ball Ramp		
FRAC.	+/- 1/32	SIZE	DWG NO	REV
.00	+/- .01	C	GE-12063	
.000	+/- .005	SCALE	SHEET 1 OF 1	
ANGULAR	+/- .25 Deg.			

REVISION HISTORY				
ZONE	REV	DESCRIPTION	DATE	APPROVED
A-2, B-2	A	Deleted Items 2, 3 and 4; Added .27" hole	3/6/2012	DAF



DETAIL B
SCALE 1 / 4



DETAIL A
SCALE 1/2

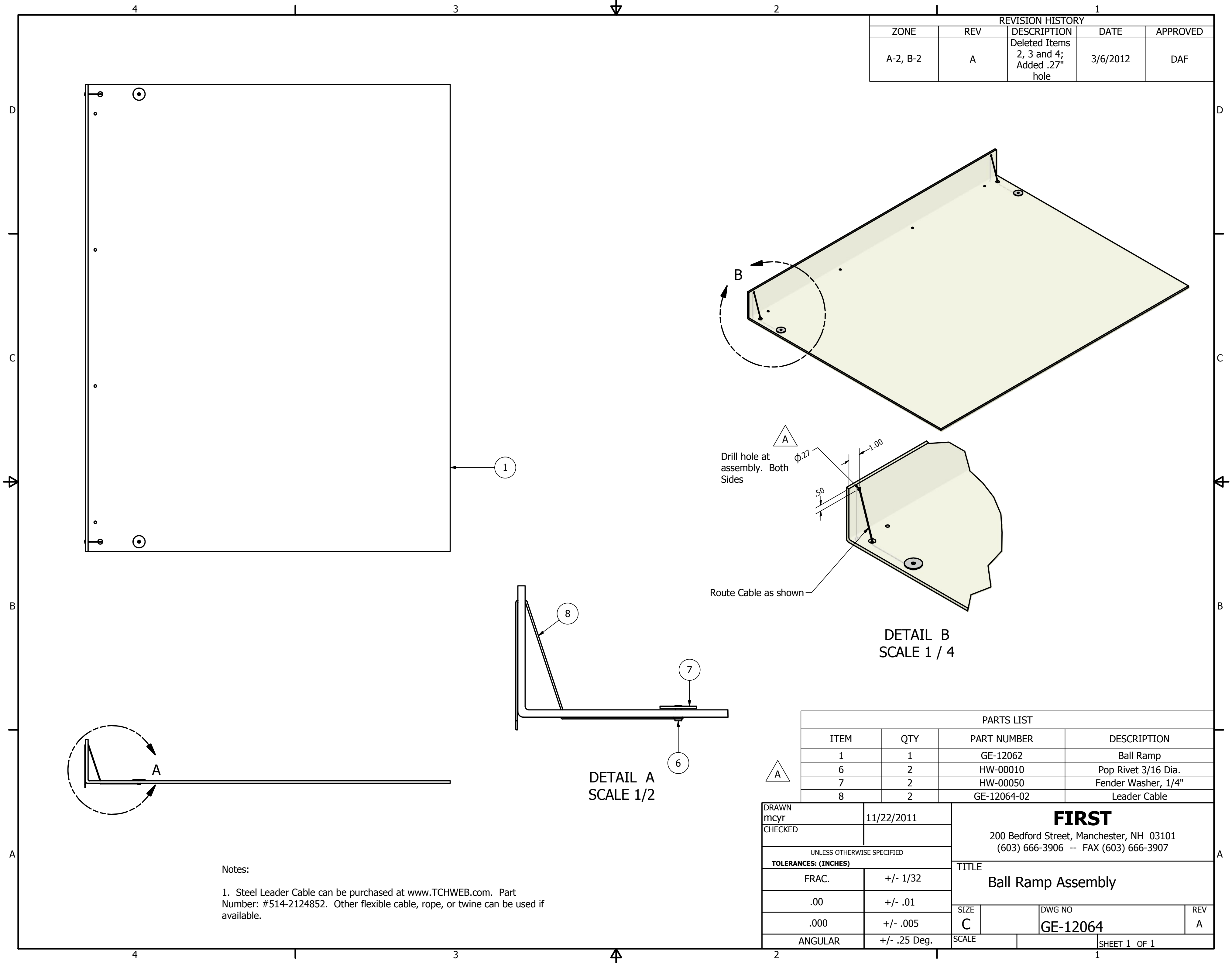
PARTS LIST			
ITEM	QTY	PART NUMBER	DESCRIPTION
1	1	GE-12062	Ball Ramp
6	2	HW-00010	Pop Rivet 3/16 Dia.
7	2	HW-00050	Fender Washer, 1/4"
8	2	GE-12064-02	Leader Cable

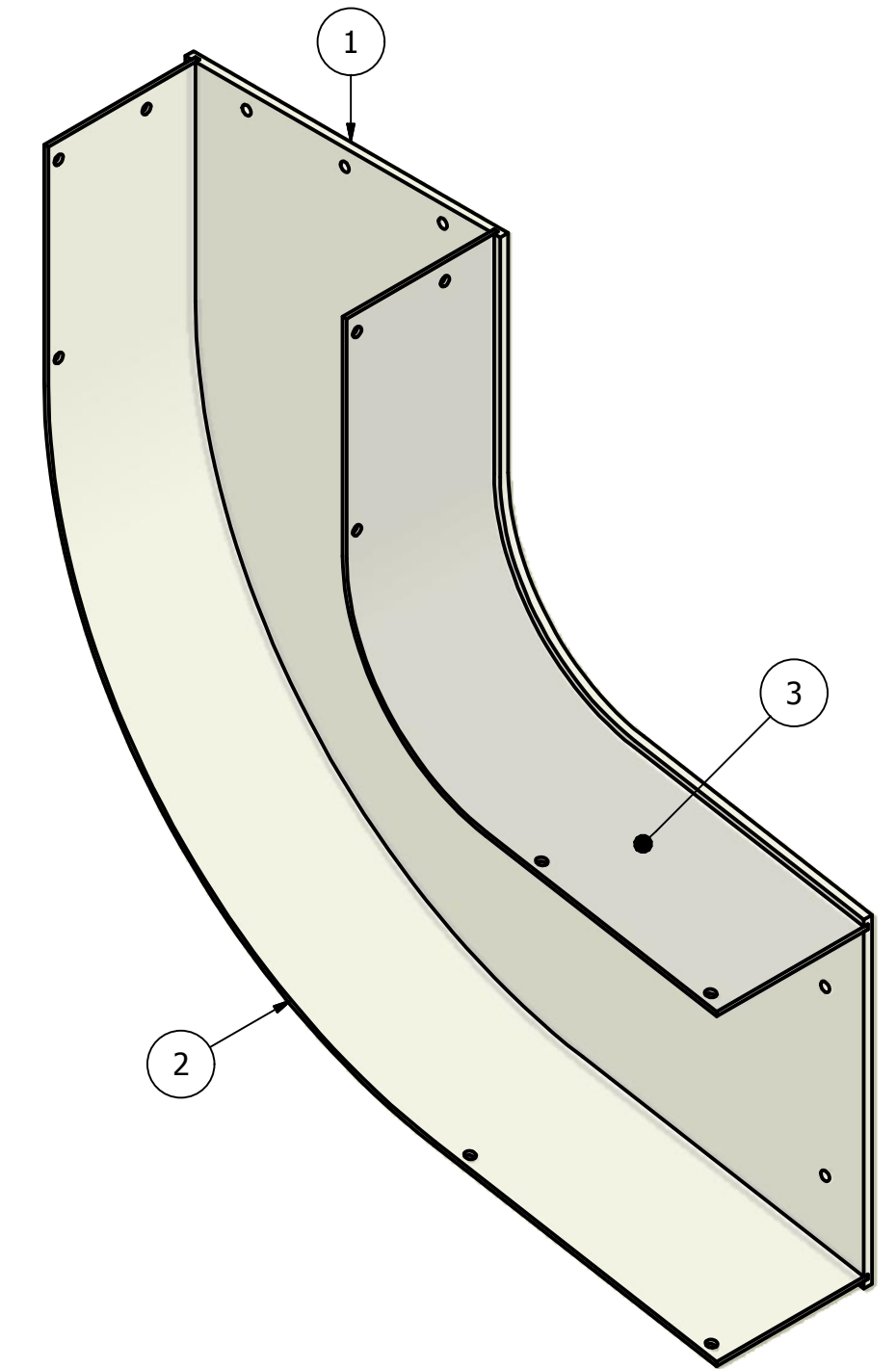
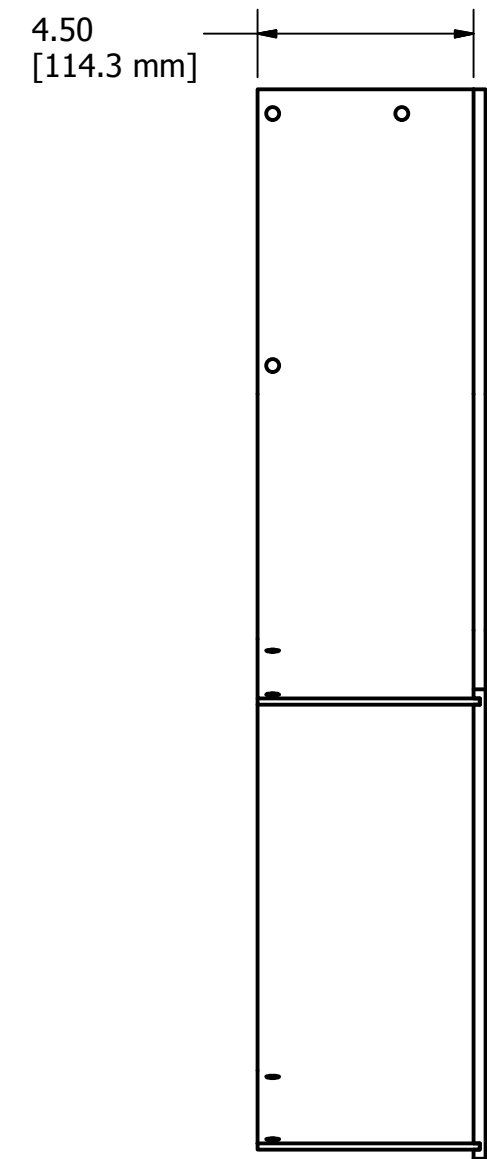
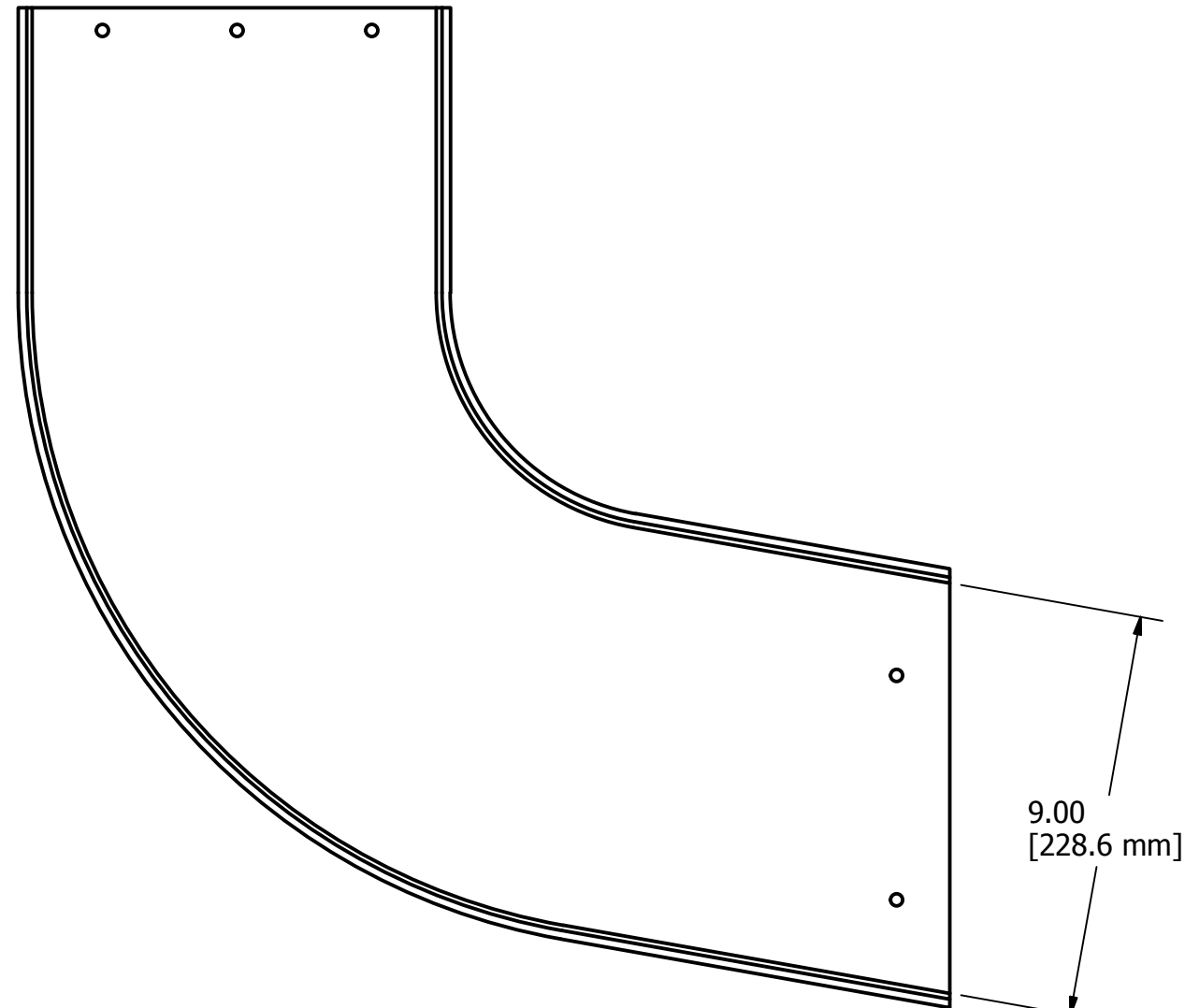
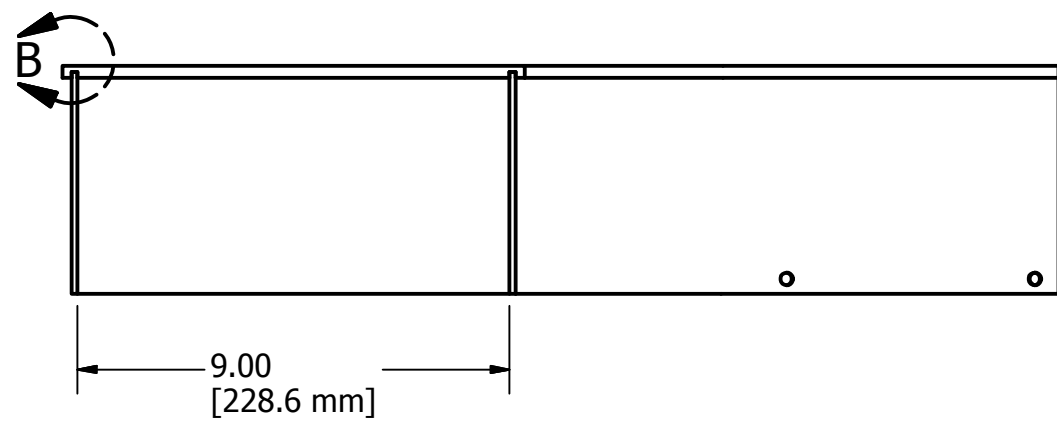
DRAWN mcyr	11/22/2011
CHECKED	
UNLESS OTHERWISE SPECIFIED TOLERANCES: (INCHES)	
FRAC.	+/- 1/32
.00	+/- .01
.000	+/- .005
ANGULAR	+/- .25 Deg.

FIRST			
200 Bedford Street, Manchester, NH 03101 (603) 666-3906 -- FAX (603) 666-3907			
TITLE Ball Ramp Assembly			
SIZE C	DWG NO GE-12064	REV A	
SCALE	SHEET 1 OF 1		

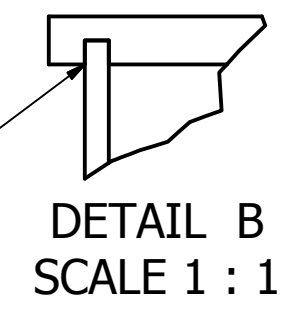
Notes:

1. Steel Leader Cable can be purchased at www.TCHWEB.com. Part Number: #514-2124852. Other flexible cable, rope, or twine can be used if available.





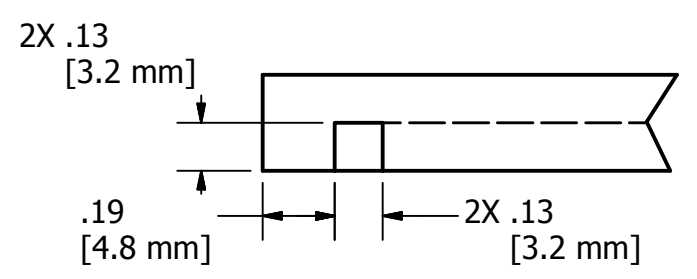
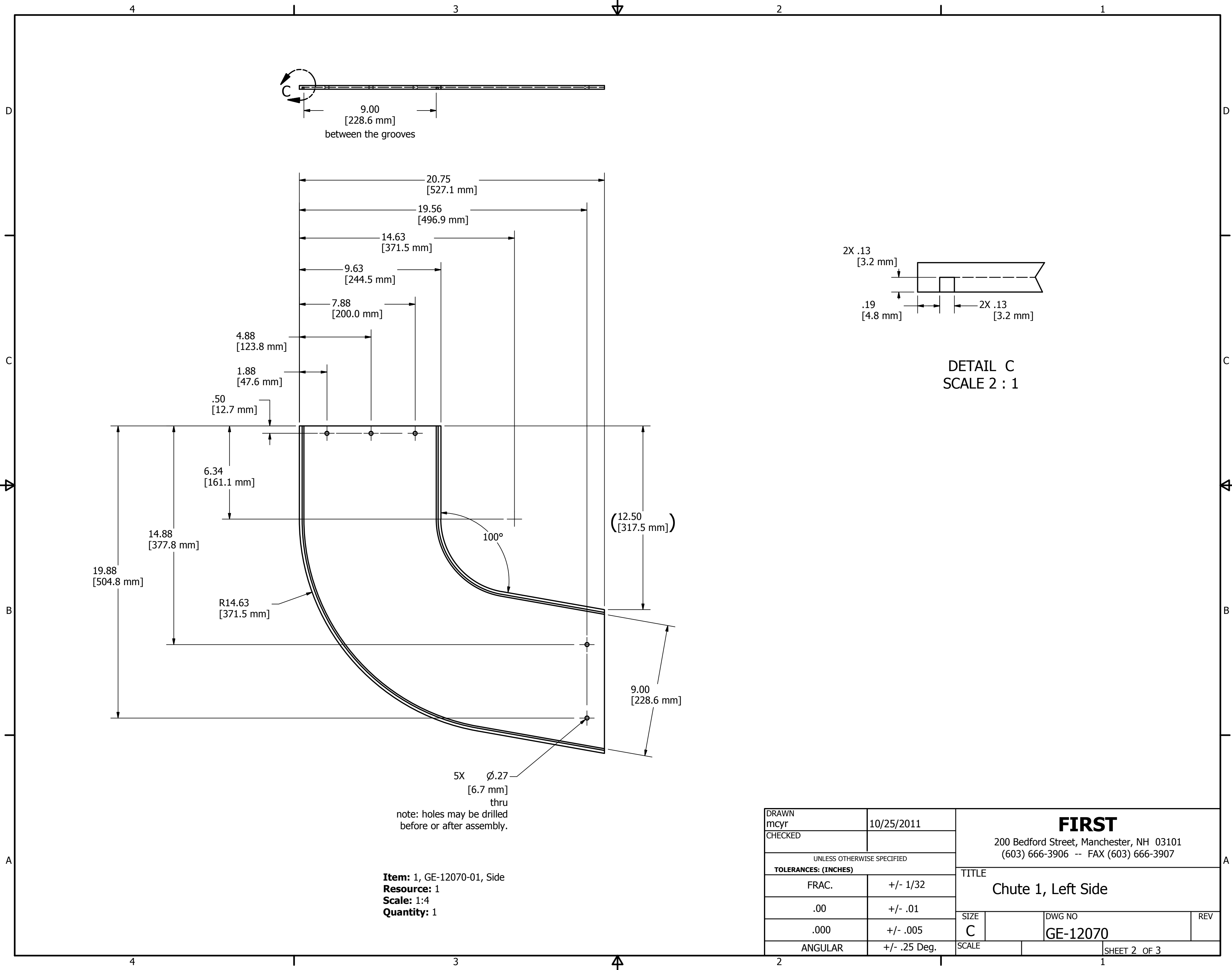
Items 2 and 3 to be glued to Item 1.



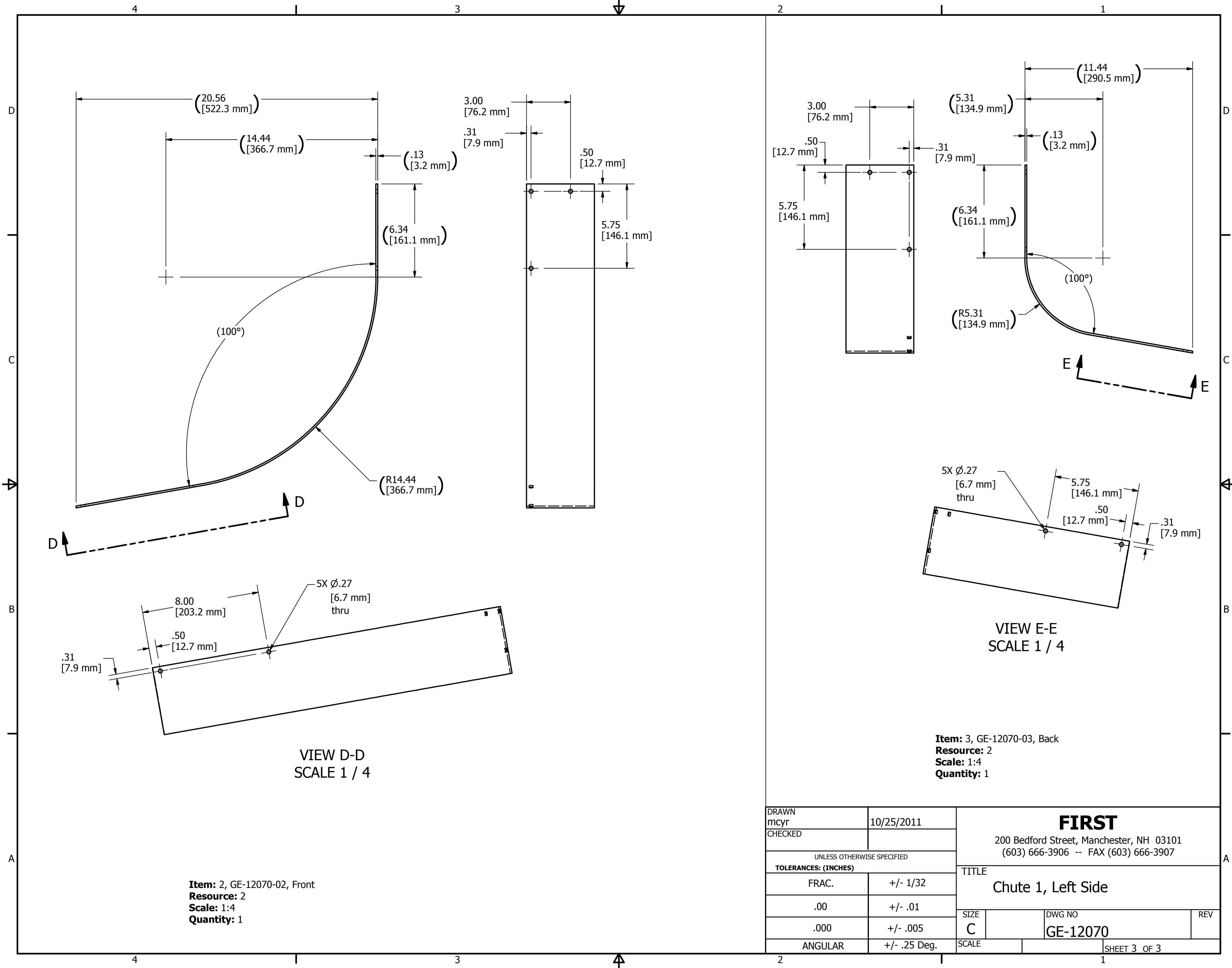
Number	Resources Description	QTY.
1	1/4" Clear Polycarbonate	1/4 sheet
2	1/8" Clear Polycarbonate	1/8 sheet

PARTS LIST			
ITEM	QTY	PART NUMBER	DESCRIPTION
1	1	GE-12070-01	Side
2	1	GE-12070-02	Front
3	1	GE-12070-03	Back

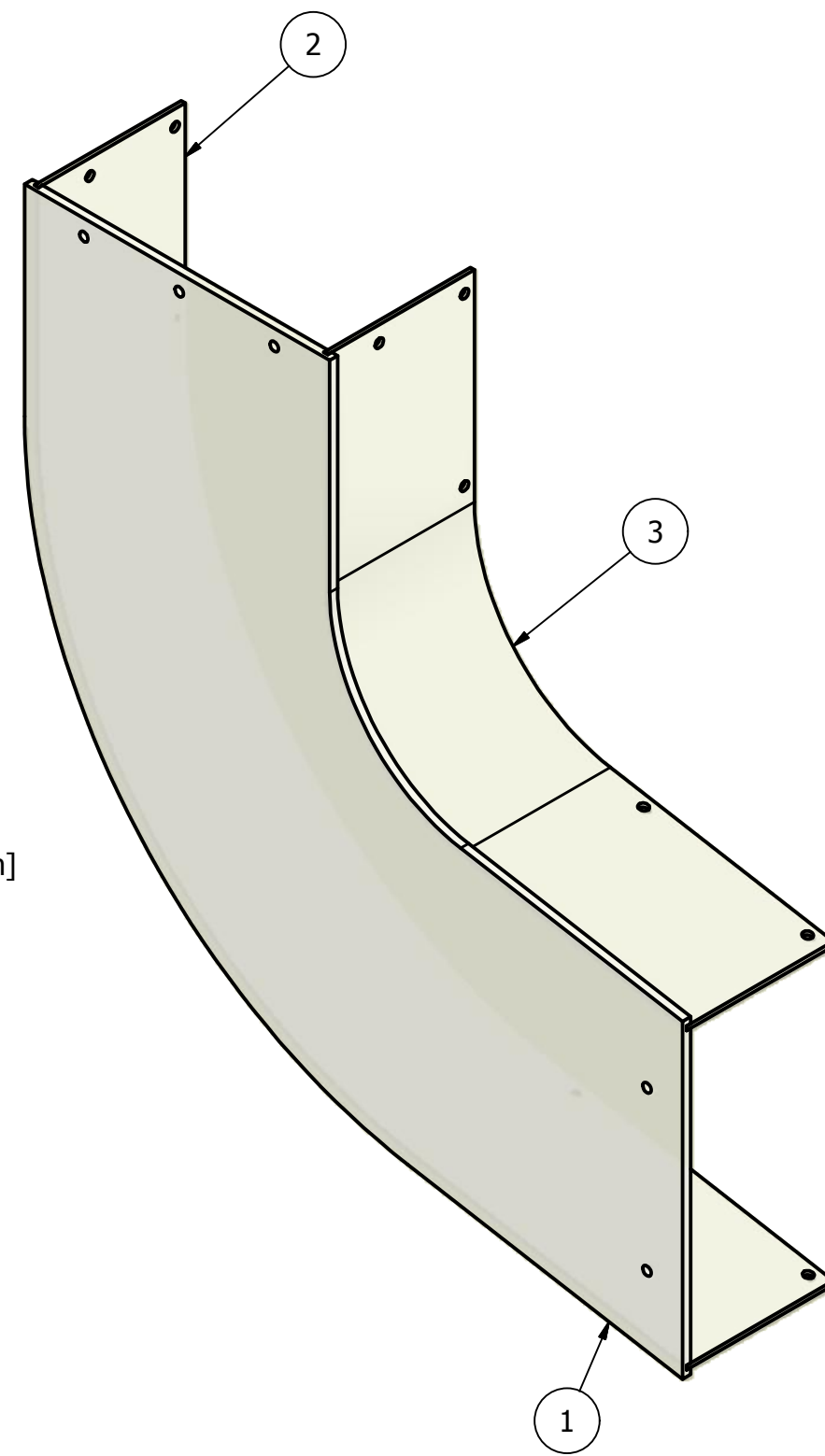
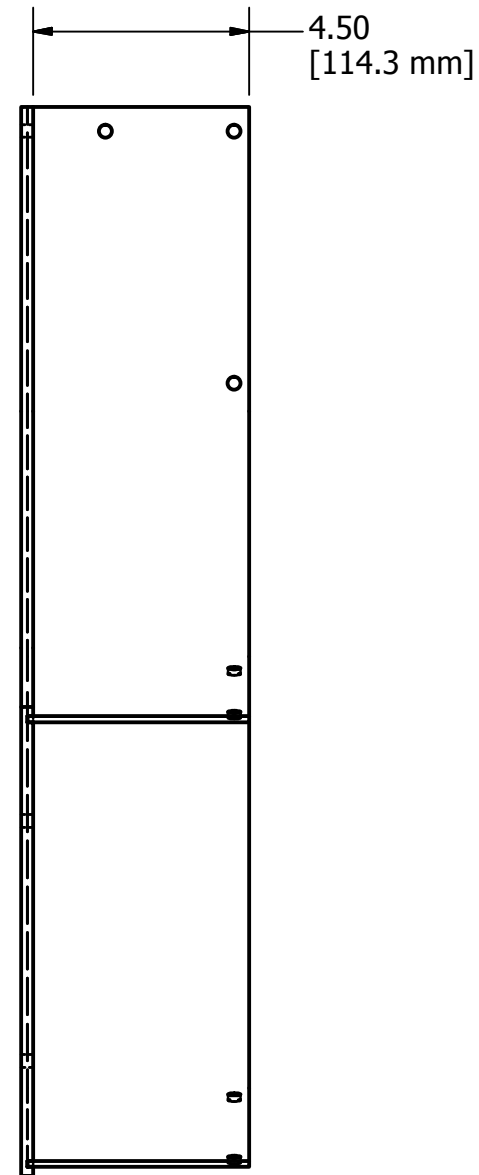
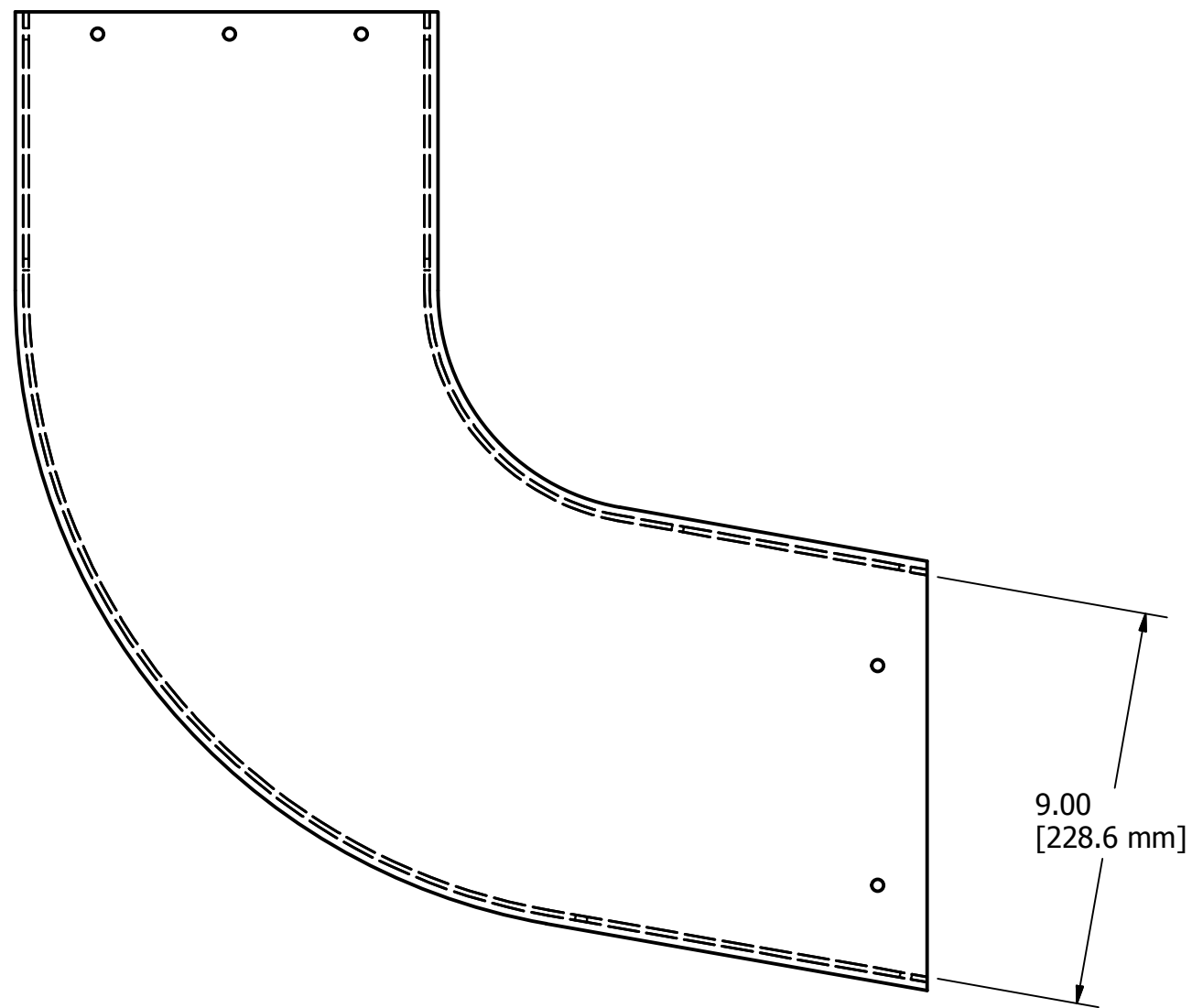
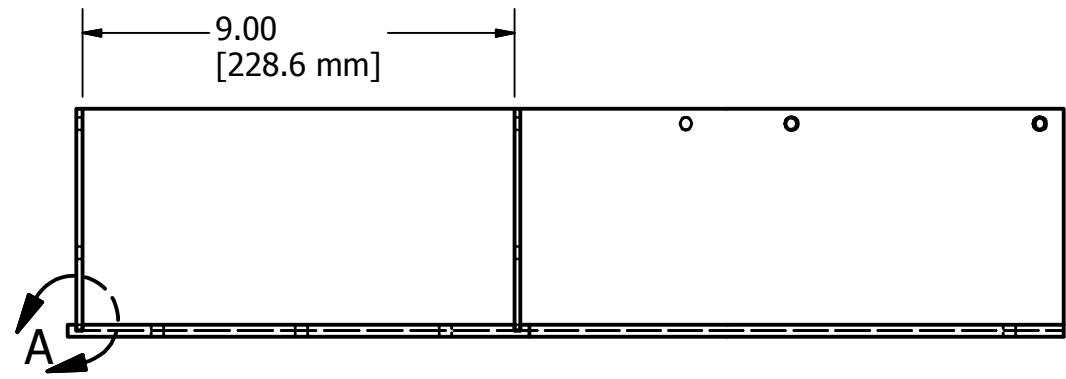
DRAWN mcy 10/25/2011		FIRST 200 Bedford Street, Manchester, NH 03101 (603) 666-3906 -- FAX (603) 666-3907		
CHECKED				
UNLESS OTHERWISE SPECIFIED				
TOLERANCES: (INCHES)				
FRAC.	+/- 1/32	TITLE Chute 1, Left Side		
.00	+/- .01			
.000	+/- .005			
ANGULAR	+/- .25 Deg.	SIZE C	DWG NO GE-12070	REV
SCALE		SHEET 1 OF 3		



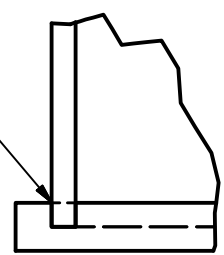
DRAWN mcyr	10/25/2011	FIRST 200 Bedford Street, Manchester, NH 03101 (603) 666-3906 -- FAX (603) 666-3907		
CHECKED				
UNLESS OTHERWISE SPECIFIED TOLERANCES: (INCHES)		TITLE Chute 1, Left Side		
FRAC.	+/- 1/32	SIZE	DWG NO	REV
.00	+/- .01	C	GE-12070	
.000	+/- .005	SCALE	SHEET 2 OF 3	
ANGULAR	+/- .25 Deg.			



DRAWN mcyr	10/25/2011	FIRST 200 Bedford Street, Manchester, NH 03101 (603) 666-3906 -- FAX (603) 666-3907		
CHECKED				
UNLESS OTHERWISE SPECIFIED TOLERANCES: (INCHES)		TITLE Chute 1, Left Side		
FRAC.	+/- 1/32	SIZE	DWG NO	REV
.00	+/- .01	C	GE-12070	
.000	+/- .005	SCALE	SHEET 3 OF 3	
ANGULAR	+/- .25 Deg.			



Items 2 and 3 to be glued to Item 1.

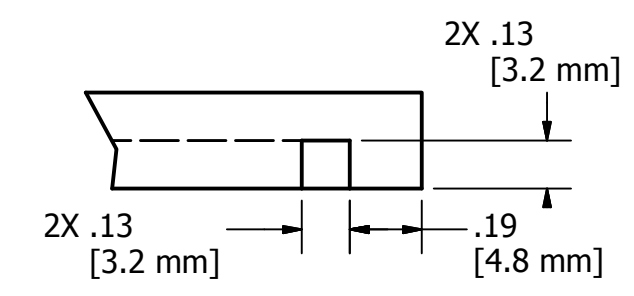
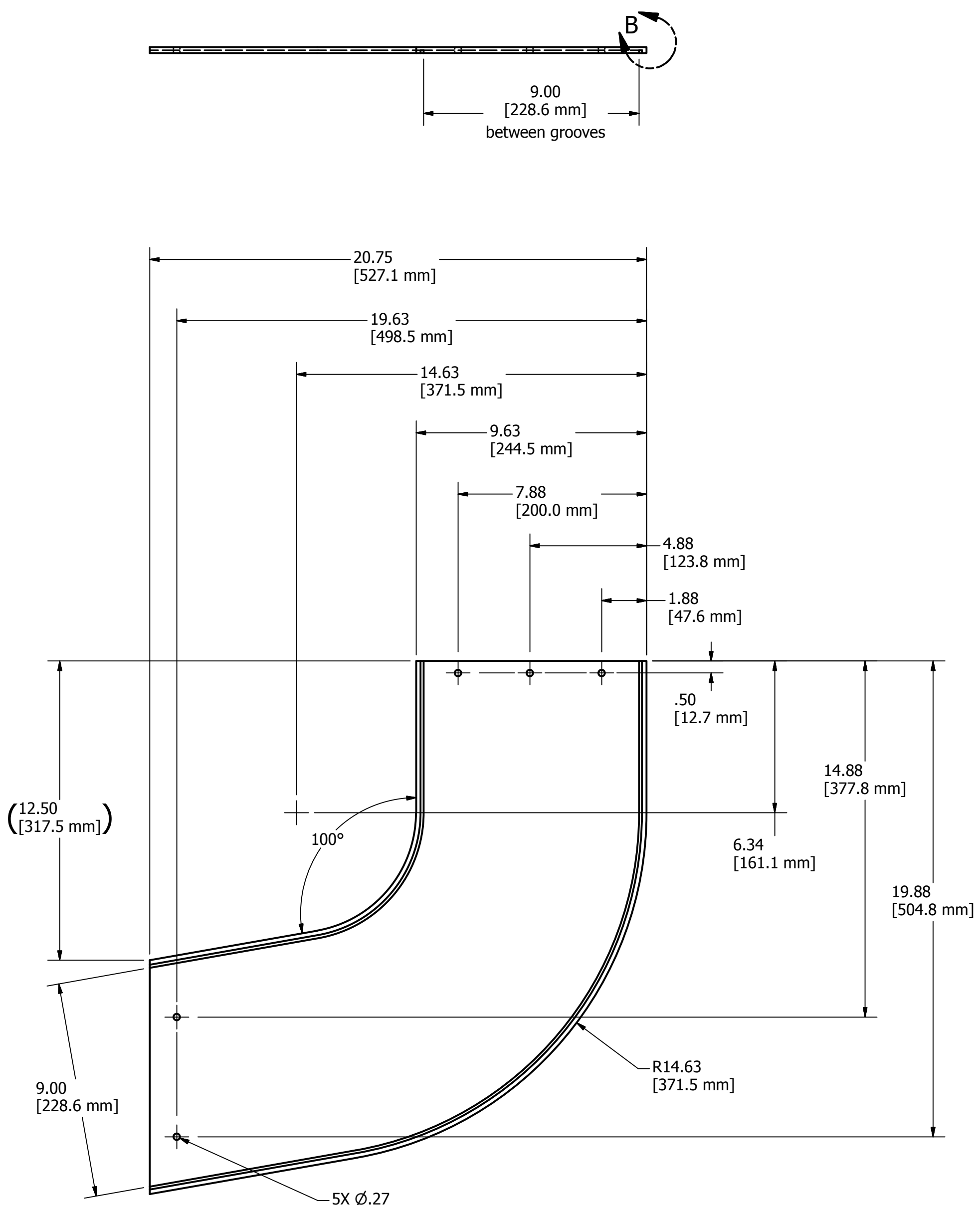


DETAIL A
SCALE 1 : 1

Resources		
Number	Description	QTY.
1	1/4" Clear Polycarbonate	1/4 Sheet
2	1/8" Clear Polycarbonate	1/8" Sheet

PARTS LIST			
ITEM	QTY	PART NUMBER	DESCRIPTION
1	1	GE-12071-01	Chute 1, Side
2	1	GE-12071-02	Chute 1, Front
3	1	GE-12071-03	Chute 1, Back

DRAWN dfoster		11/1/2011		FIRST 200 Bedford Street, Manchester, NH 03101 (603) 666-3906 -- FAX (603) 666-3907	
CHECKED					
UNLESS OTHERWISE SPECIFIED				TITLE	
TOLERANCES: (INCHES)				Chute 1, Right Side	
FRAC.	+/- 1/32		SIZE	DWG NO	
.00	+/- .01		C	GE-12071	
.000	+/- .005			SCALE	REV
ANGULAR	+/- .25 Deg.		SHEET 1 OF 3		

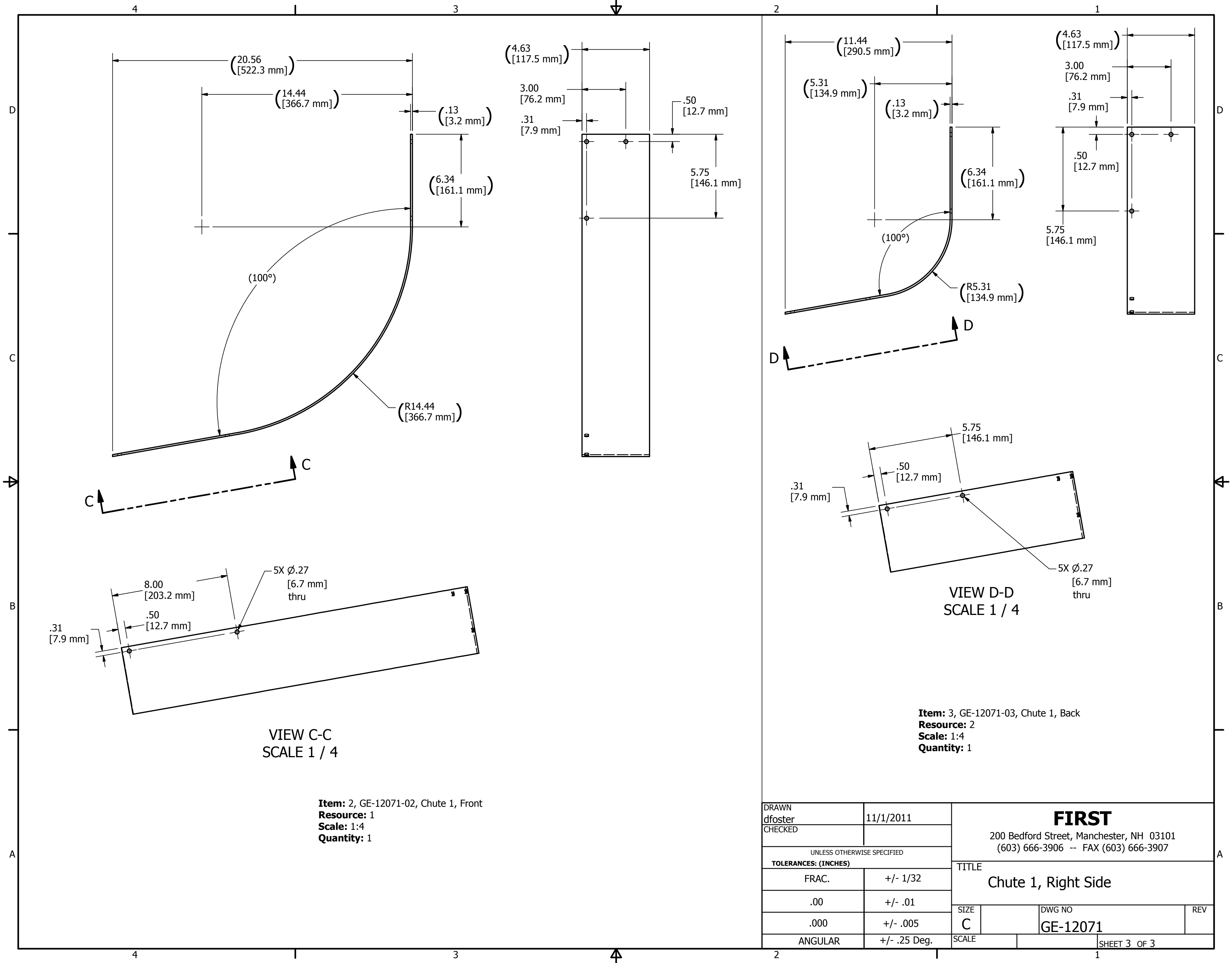


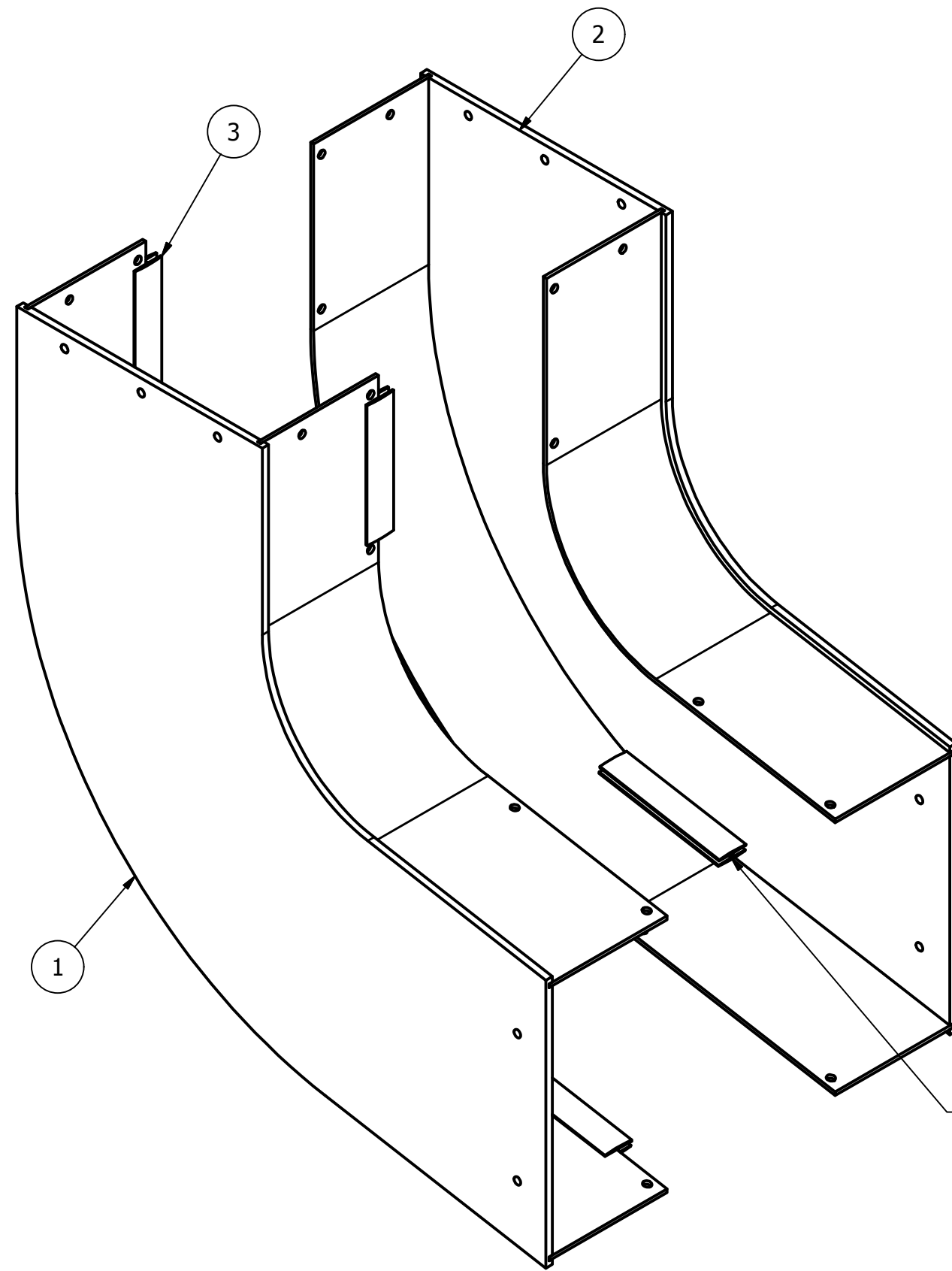
DETAIL B
SCALE 2 : 1

5X ϕ .27 [6.7 mm] thru
note: holes may be drilled before or after assembly.

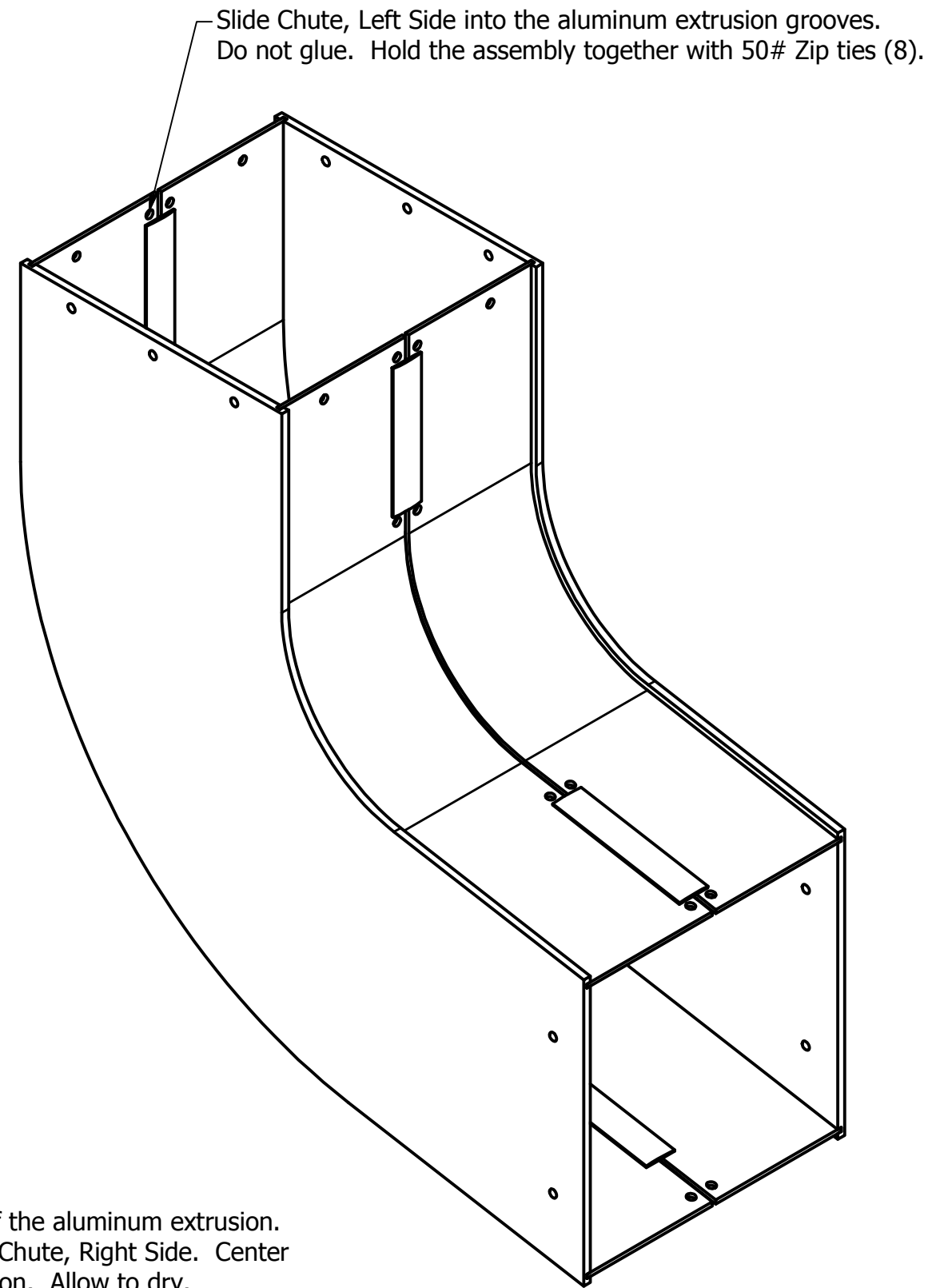
Item: 1, GE-12071-01, Chute 1, Side
Resource: 1
Scale: 1:4
Quantity: 1

DRAWN dfoster	11/1/2011	FIRST 200 Bedford Street, Manchester, NH 03101 (603) 666-3906 -- FAX (603) 666-3907		
CHECKED				
UNLESS OTHERWISE SPECIFIED TOLERANCES: (INCHES)		TITLE Chute 1, Right Side		
FRAC.	+/- 1/32	SIZE	DWG NO	REV
.00	+/- .01	C	GE-12071	
.000	+/- .005	SCALE		
ANGULAR	+/- .25 Deg.			SHEET 2 OF 3





Apply contact cement to one side of the aluminum extrusion. Push aluminum extrusion on to the Chute, Right Side. Center it between the holes as you push it on. Allow to dry.



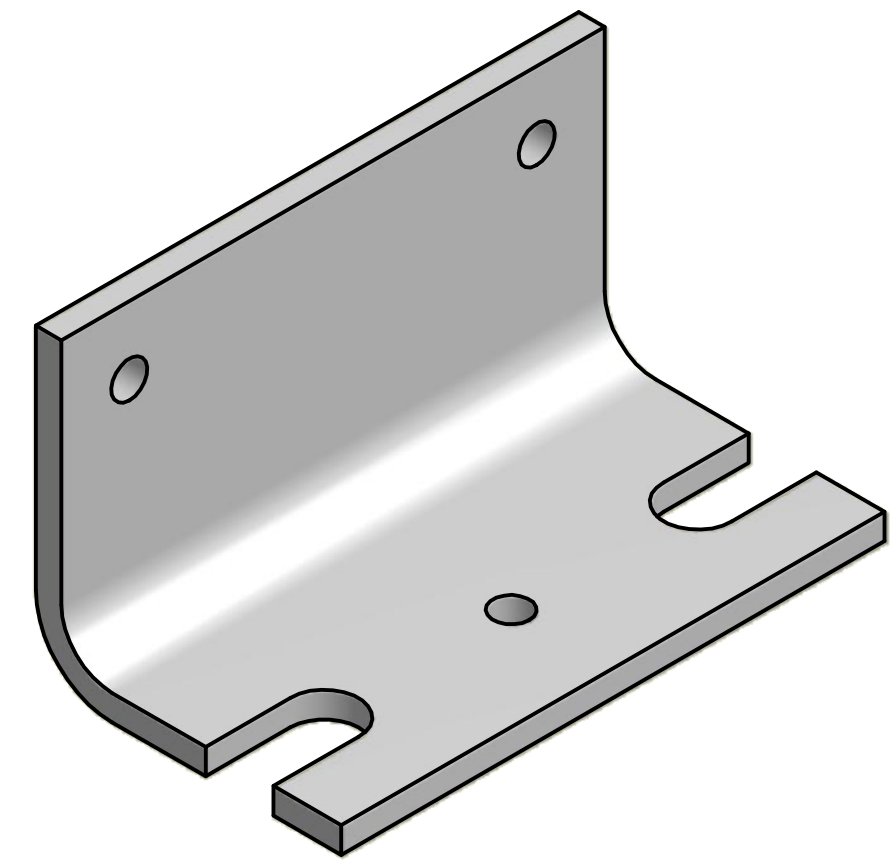
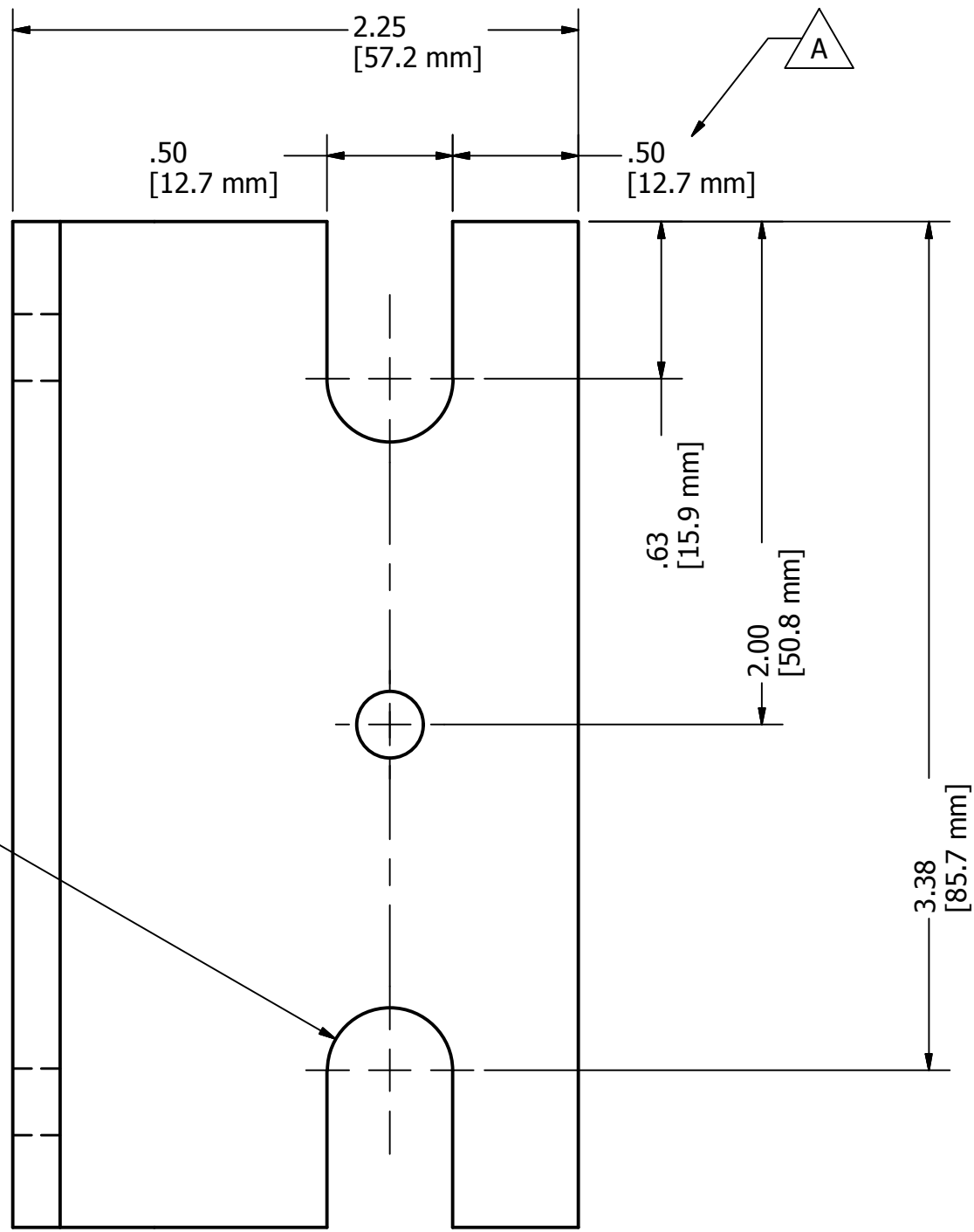
Notes:

1. Aluminum Extrusion can be purchased at www.mcmaster.com
Part number: 8429A4 Aluminum H-Channel Edge Trim 6'L,
5/32" Channel (A), 1-3/64" Leg H (B)
2. Cut extrusion into 4.5" lengths, qty 4.

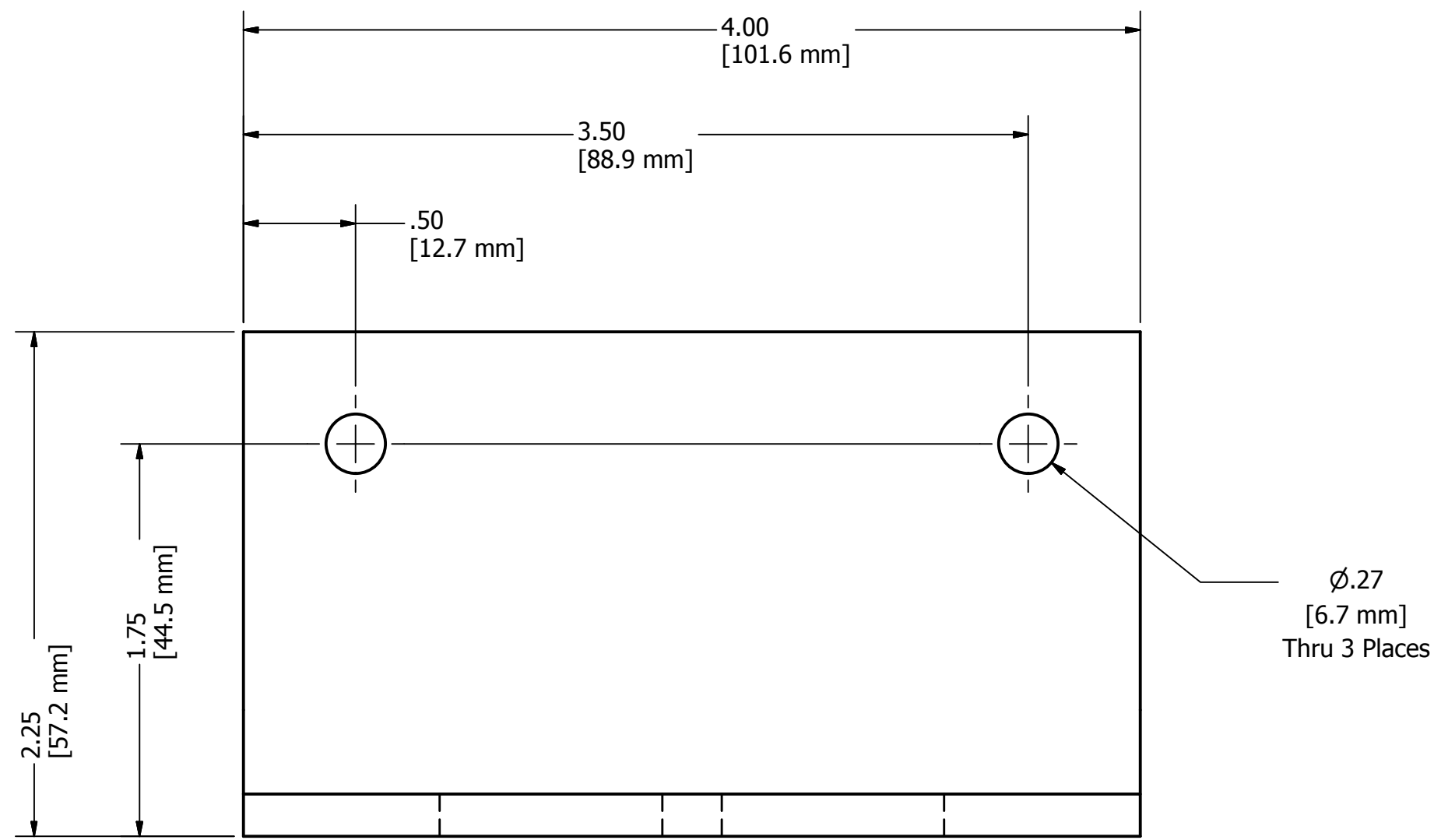
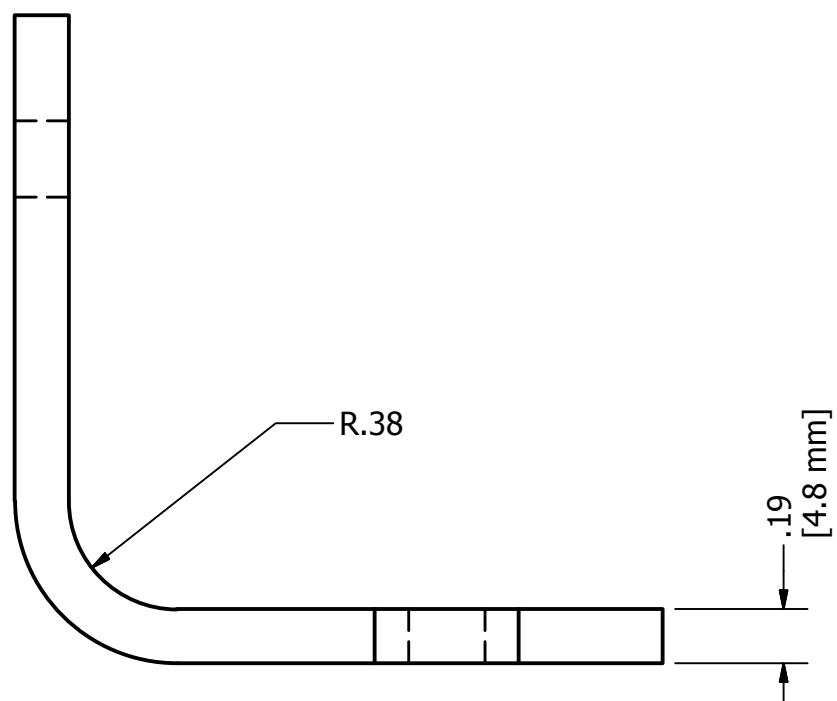
PARTS LIST			
ITEM	QTY	PART NUMBER	DESCRIPTION
1	1	GE-12071	Chute 1, Right Side
2	1	GE-12070	Chute 1, Left Side
3	20"	GE-12072-01	Aluminum Extrusion, see note

DRAWN dfoster		11/20/2011		FIRST 200 Bedford Street, Manchester, NH 03101 (603) 666-3906 -- FAX (603) 666-3907	
CHECKED					
UNLESS OTHERWISE SPECIFIED				TITLE	
TOLERANCES: (INCHES)				Chute 1 Assembly	
FRAC.	+/- 1/32		SIZE	DWG NO	REV
.00	+/- .01		C	GE-12072	
.000	+/- .005		SCALE	SHEET 1 OF 1	
ANGULAR	+/- .25 Deg.				

ZONE		REV	REVISION HISTORY	DATE	APPROVED
D-3		A	Added Dimension to slot edge from edge of part	11/9/2011	MLC



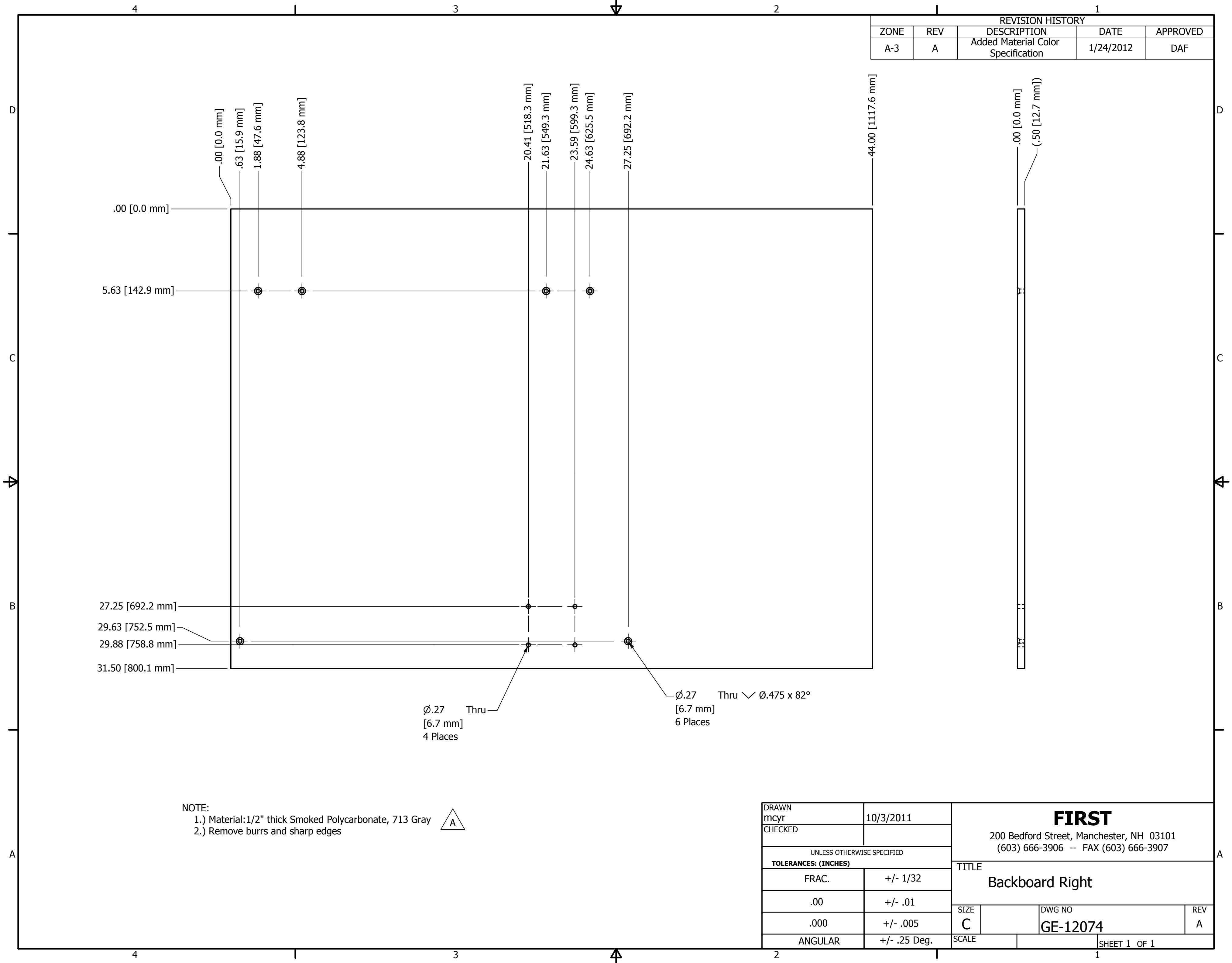
Full Radius Thru 2 Places



NOTE:
 1.) Material 5052 Aluminum
 2.) Remove burrs and sharp edges

DRAWN mcyr	10/3/2011	FIRST 200 Bedford Street, Manchester, NH 03101 (603) 666-3906 -- FAX (603) 666-3907		
CHECKED				
UNLESS OTHERWISE SPECIFIED		TITLE		
TOLERANCES: (INCHES)		Bracket, Backboard		
FRAC.	+/- 1/32	SIZE	DWG NO	REV
.00	+/- .01	C	GE-12073	A
.000	+/- .005	SCALE	SHEET 1 OF 1	
ANGULAR	+/- .25 Deg.			

REVISION HISTORY				
ZONE	REV	DESCRIPTION	DATE	APPROVED
A-3	A	Added Material Color Specification	1/24/2012	DAF



.00 [0.0 mm]
.63 [15.9 mm]
1.88 [47.6 mm]
4.88 [123.8 mm]

.00 [0.0 mm]

5.63 [142.9 mm]

27.25 [692.2 mm]

29.63 [752.5 mm]

29.88 [758.8 mm]

31.50 [800.1 mm]

20.41 [518.3 mm]
21.63 [549.3 mm]
23.59 [599.3 mm]
24.63 [625.5 mm]
27.25 [692.2 mm]

44.00 [1117.6 mm]

.00 [0.0 mm]
(.50 [12.7 mm])

∅.27 Thru
[6.7 mm]
4 Places

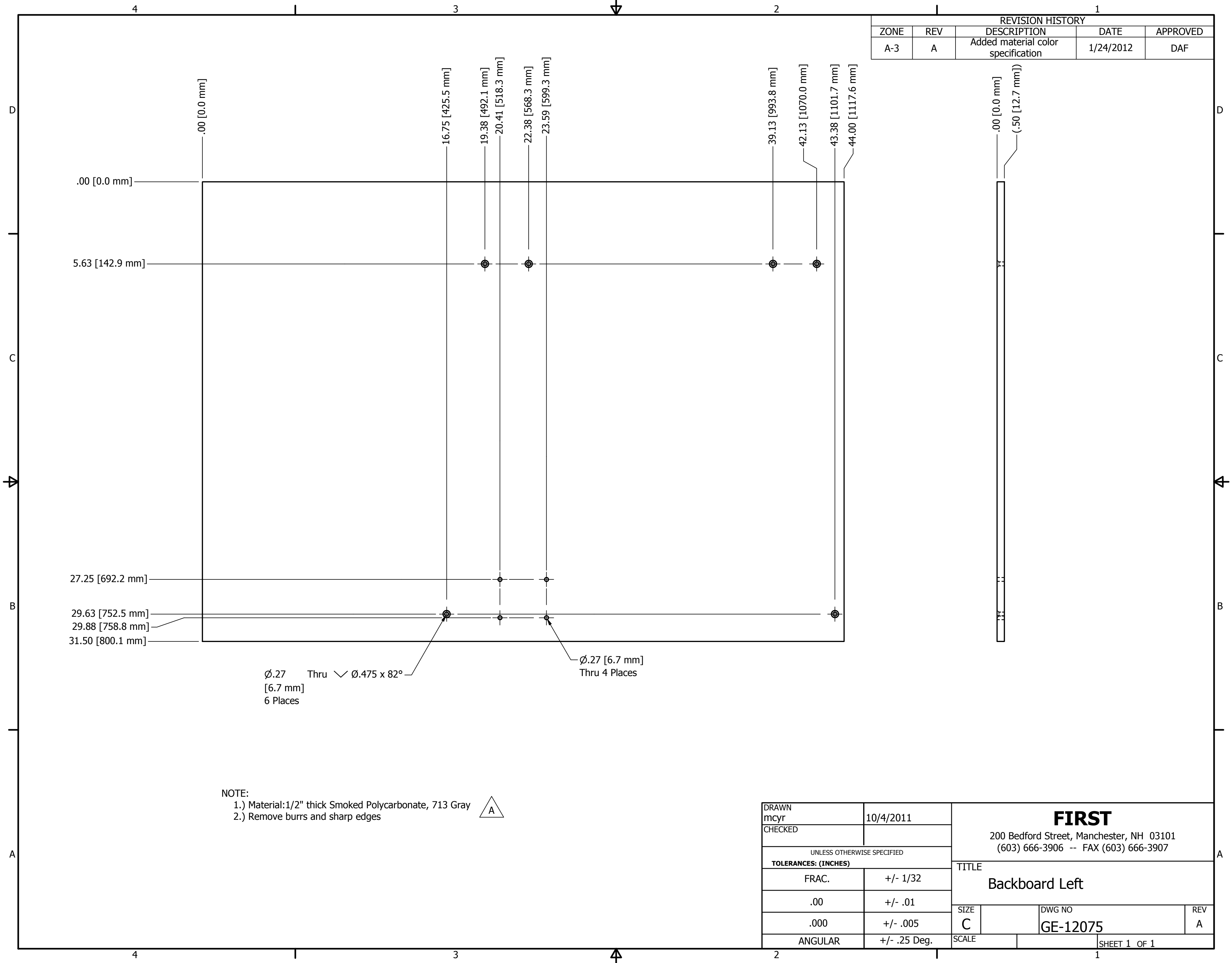
∅.27 Thru ∠ ∅.475 x 82°
[6.7 mm]
6 Places

NOTE:
1.) Material: 1/2" thick Smoked Polycarbonate, 713 Gray
2.) Remove burrs and sharp edges



DRAWN mcyr	10/3/2011	FIRST 200 Bedford Street, Manchester, NH 03101 (603) 666-3906 -- FAX (603) 666-3907		
CHECKED				
UNLESS OTHERWISE SPECIFIED		TITLE		
TOLERANCES: (INCHES)		Backboard Right		
FRAC.	+/- 1/32	SIZE	DWG NO	REV
.00	+/- .01	C	GE-12074	A
.000	+/- .005	SCALE	SHEET 1 OF 1	
ANGULAR	+/- .25 Deg.			

REVISION HISTORY				
ZONE	REV	DESCRIPTION	DATE	APPROVED
A-3	A	Added material color specification	1/24/2012	DAF



Dimensions (Inches [Millimeters]):

- Top edge: .00 [0.0 mm]
- Left edge: .00 [0.0 mm], 5.63 [142.9 mm], 27.25 [692.2 mm], 29.63 [752.5 mm], 29.88 [758.8 mm], 31.50 [800.1 mm]
- Right edge: .00 [0.0 mm], (.50 [12.7 mm])
- Vertical hole locations (from top): 16.75 [425.5 mm], 19.38 [492.1 mm], 20.41 [518.3 mm], 22.38 [568.3 mm], 23.59 [599.3 mm], 39.13 [993.8 mm], 42.13 [1070.0 mm], 43.38 [1101.7 mm], 44.00 [1117.6 mm]

Hole Specifications:

- $\phi .27$ Thru $\phi .475 \times 82^\circ$ [6.7 mm] Thru 6 Places
- $\phi .27$ [6.7 mm] Thru 4 Places


NOTE:

- 1.) Material: 1/2" thick Smoked Polycarbonate, 713 Gray
- 2.) Remove burrs and sharp edges



DRAWN mcyr	10/4/2011	FIRST 200 Bedford Street, Manchester, NH 03101 (603) 666-3906 -- FAX (603) 666-3907		
CHECKED				
UNLESS OTHERWISE SPECIFIED		TITLE		
TOLERANCES: (INCHES)		Backboard Left		
FRAC.	+/- 1/32	SIZE	DWG NO	REV
.00	+/- .01	C	GE-12075	A
.000	+/- .005	SCALE		SHEET 1 OF 1
ANGULAR	+/- .25 Deg.			

REVISION HISTORY				
ZONE	REV	DESCRIPTION	DATE	APPROVED
A-3	A	Added material color specification	1/24/2012	DAF



.00 [0.0 mm]
1.13 [28.6 mm]

27.25 [692.2 mm]
29.88 [758.8 mm]
30.38 [771.5 mm]
31.50 [800.1 mm]

.00 [0.0 mm]

6.88 [174.6 mm]

9.00 [228.6 mm]

12.00 [304.8 mm]

20.41 [518.3 mm]

23.59 [599.3 mm]

32.00 [812.8 mm]

35.00 [889.0 mm]

37.13 [943.0 mm]

44.00 [1117.6 mm]

.00 [0.0 mm]

(.50 [12.7 mm])

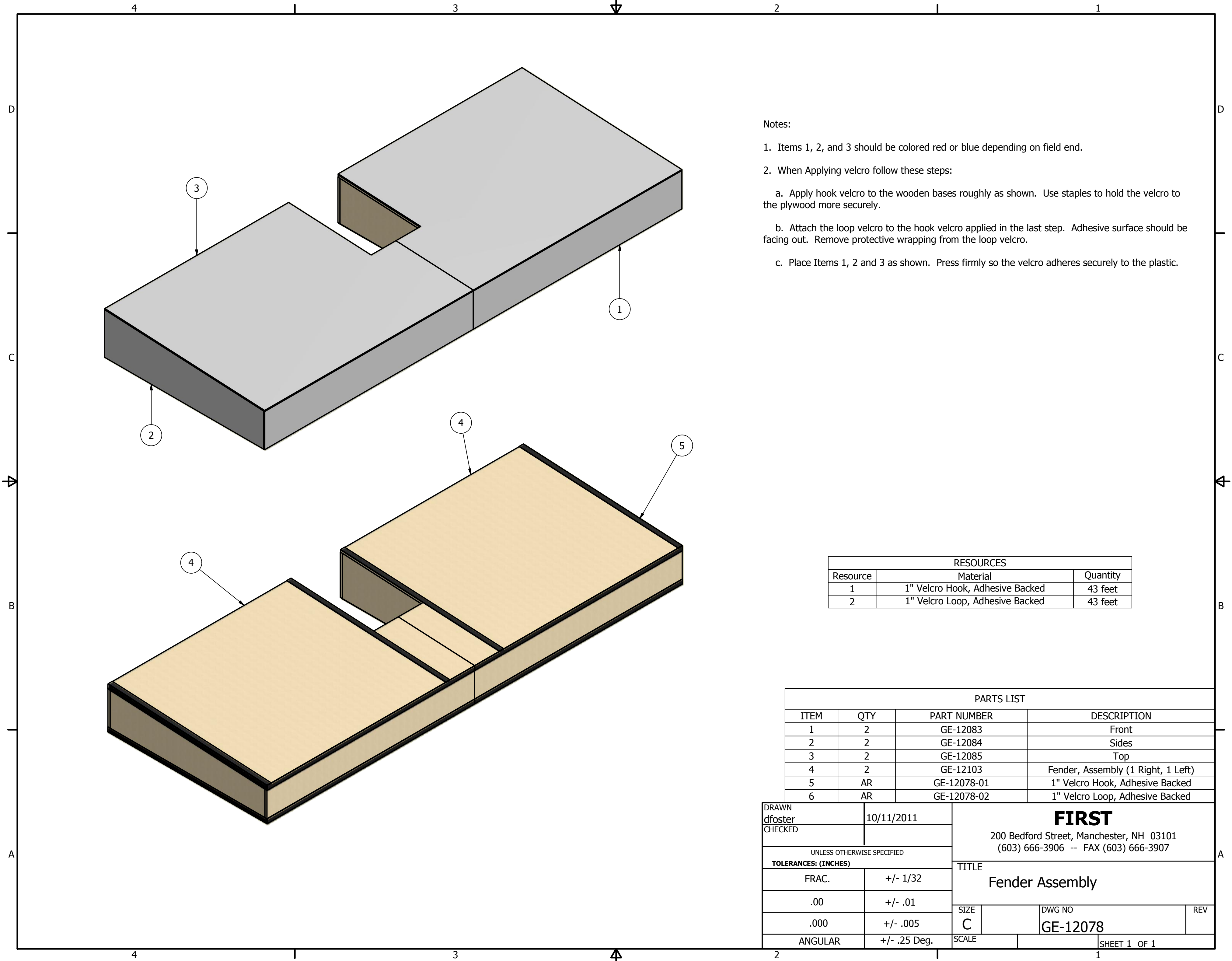
Ø.27 [6.7 mm]
Thru 4 Places

Ø.27 Thru √ Ø.475 x 82°
[6.7 mm]
6 Places

NOTE:
1.) Material: 1/2" thick Smoked Polycarbonate, 713 Gray
2.) Remove burrs and sharp edges



DRAWN mcyr	10/4/2011	FIRST 200 Bedford Street, Manchester, NH 03101 (603) 666-3906 -- FAX (603) 666-3907		
CHECKED				
UNLESS OTHERWISE SPECIFIED		TITLE		
TOLERANCES: (INCHES)		Backboard Bottom		
FRAC.	+/- 1/32	SIZE	DWG NO	REV
.00	+/- .01	C	GE-12076	A
.000	+/- .005	SCALE		SHEET 1 OF 1
ANGULAR	+/- .25 Deg.			



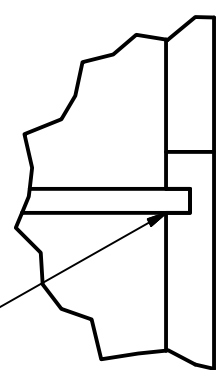
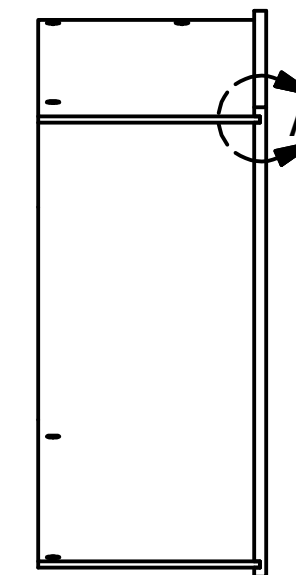
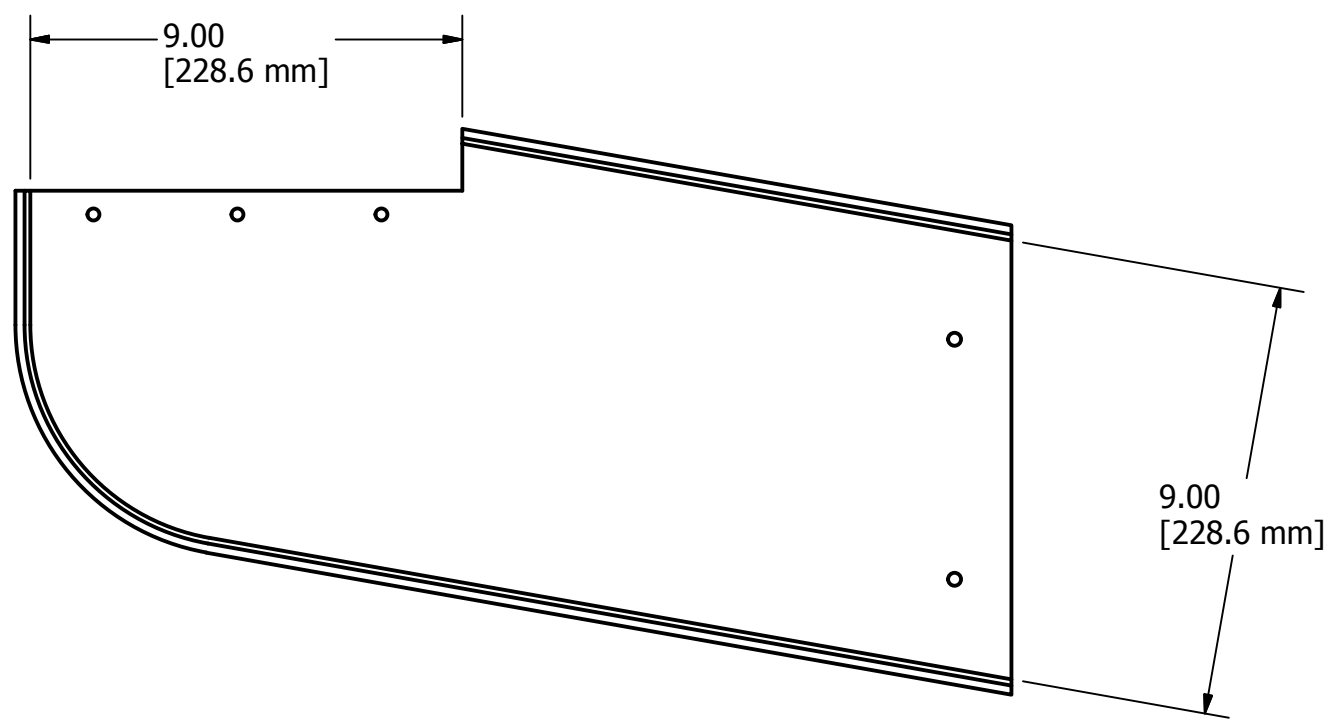
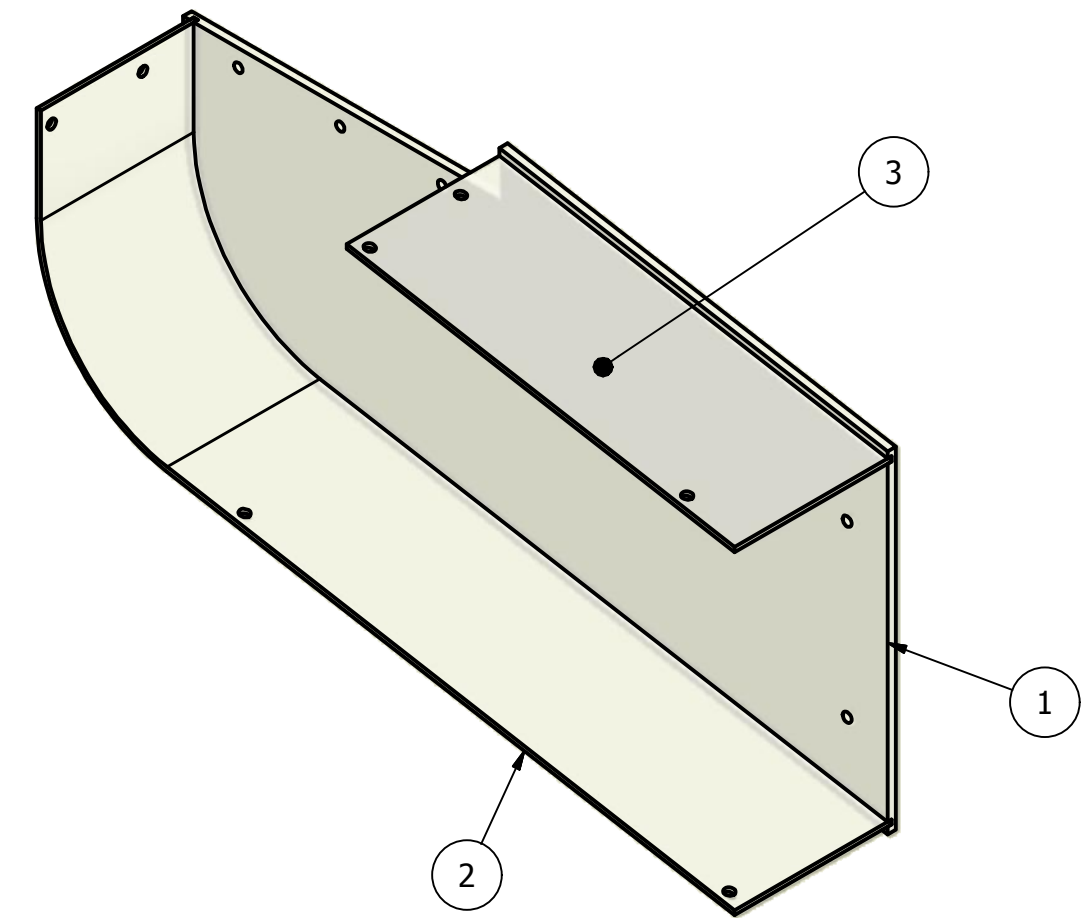

Notes:

1. Items 1, 2, and 3 should be colored red or blue depending on field end.
2. When Applying velcro follow these steps:
 - a. Apply hook velcro to the wooden bases roughly as shown. Use staples to hold the velcro to the plywood more securely.
 - b. Attach the loop velcro to the hook velcro applied in the last step. Adhesive surface should be facing out. Remove protective wrapping from the loop velcro.
 - c. Place Items 1, 2 and 3 as shown. Press firmly so the velcro adheres securely to the plastic.

RESOURCES		
Resource	Material	Quantity
1	1" Velcro Hook, Adhesive Backed	43 feet
2	1" Velcro Loop, Adhesive Backed	43 feet

PARTS LIST			
ITEM	QTY	PART NUMBER	DESCRIPTION
1	2	GE-12083	Front
2	2	GE-12084	Sides
3	2	GE-12085	Top
4	2	GE-12103	Fender, Assembly (1 Right, 1 Left)
5	AR	GE-12078-01	1" Velcro Hook, Adhesive Backed
6	AR	GE-12078-02	1" Velcro Loop, Adhesive Backed

DRAWN dfoster	10/11/2011	FIRST 200 Bedford Street, Manchester, NH 03101 (603) 666-3906 -- FAX (603) 666-3907		
CHECKED				
UNLESS OTHERWISE SPECIFIED TOLERANCES: (INCHES)		TITLE Fender Assembly		
FRAC.	+/- 1/32	SIZE	DWG NO	REV
.00	+/- .01	C	GE-12078	
.000	+/- .005	SCALE		
ANGULAR	+/- .25 Deg.			SHEET 1 OF 1



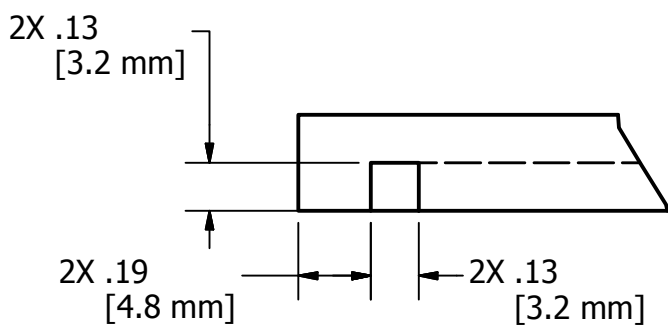
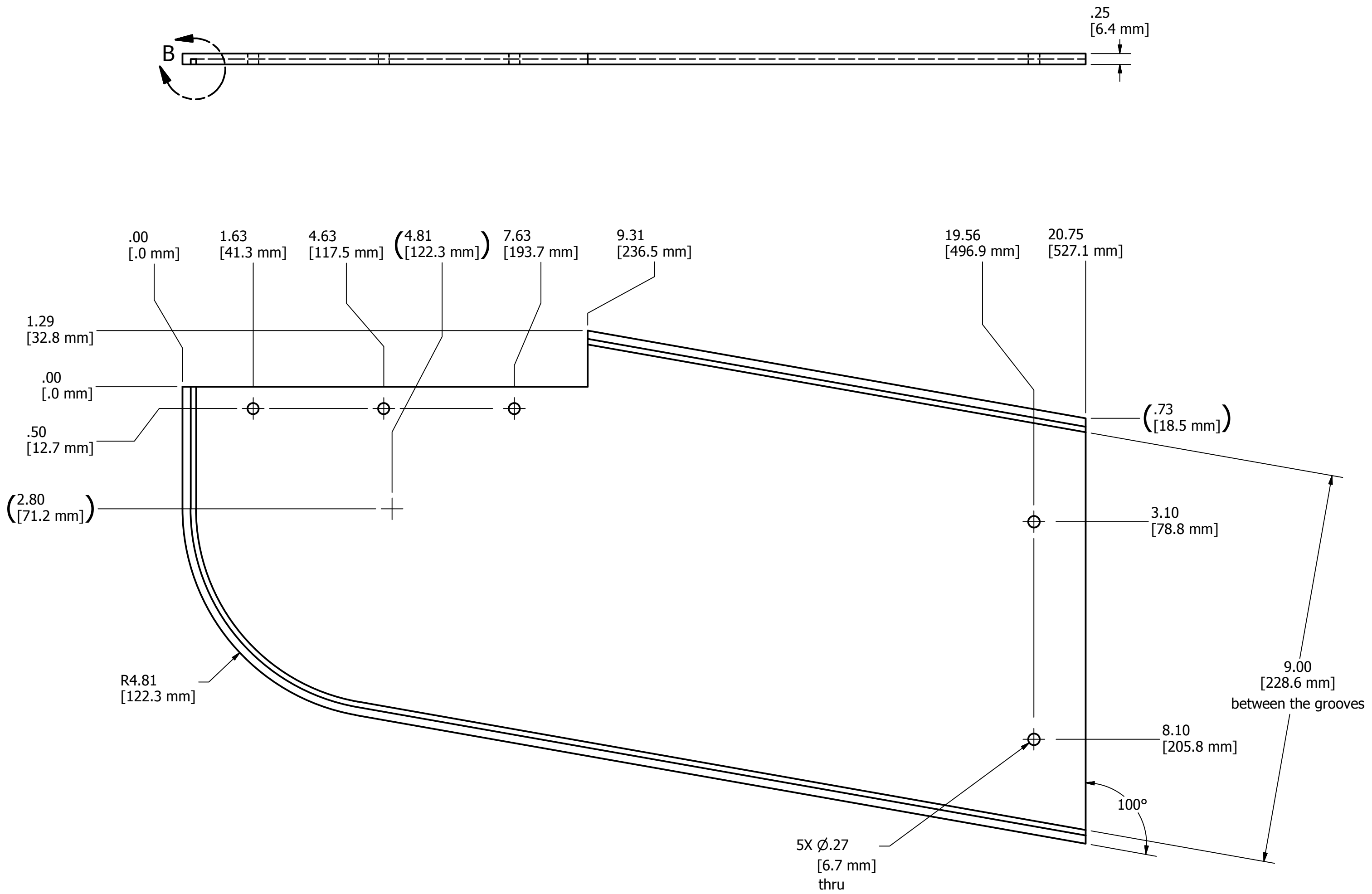
Items 2 and 3 to be glued to Item 1

DETAIL A
SCALE 1 : 1

Resources		
Number	Description	QTY.
1	1/4" Clear Polycarbonate	1/8 sheet
2	1/8" Clear Polycarbonate	1/8 sheet

PARTS LIST			
ITEM	QTY	PART NUMBER	DESCRIPTION
1	1	GE-12086-01	Side
2	1	GE-12086-02	Bottom
3	1	GE-12086-03	Top

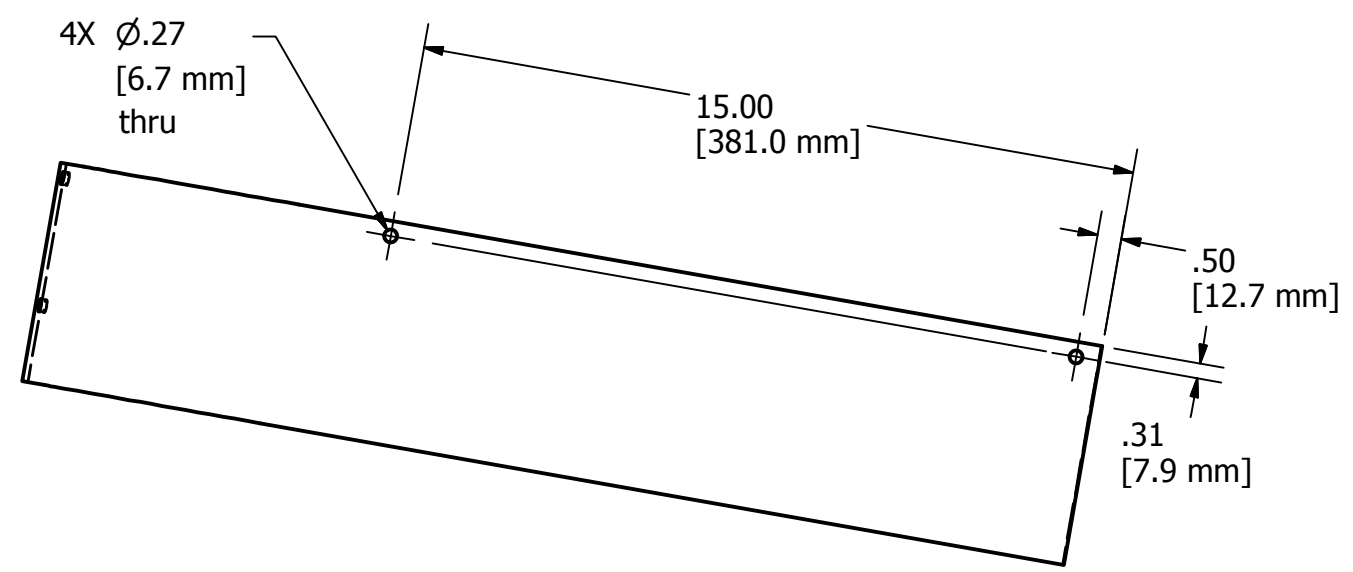
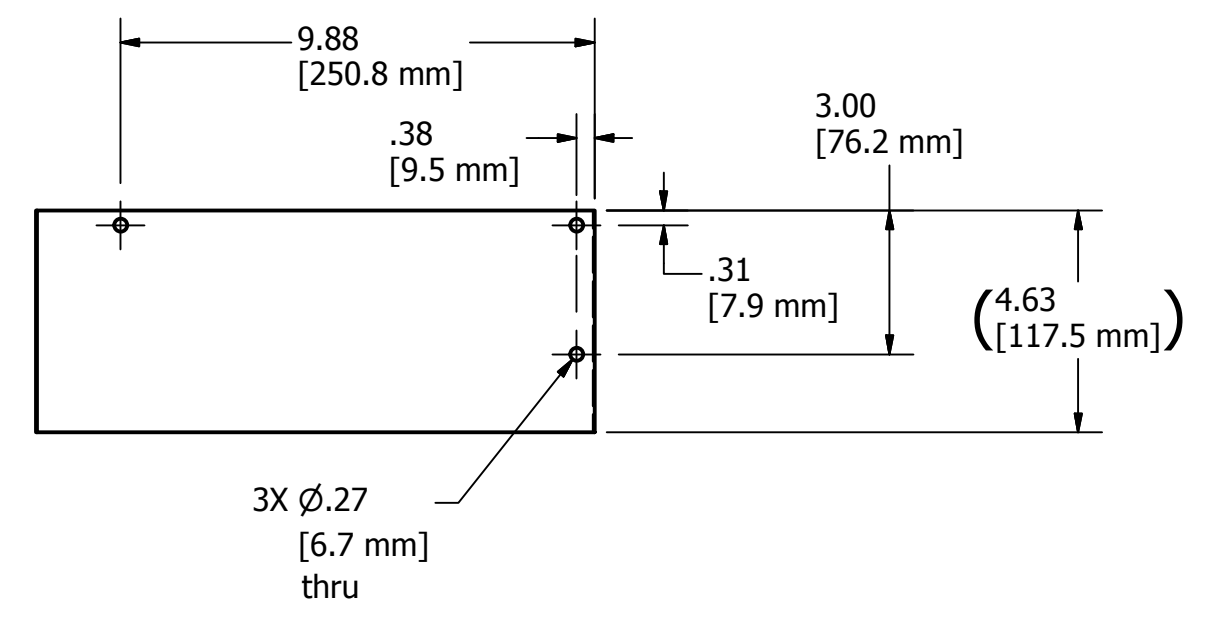
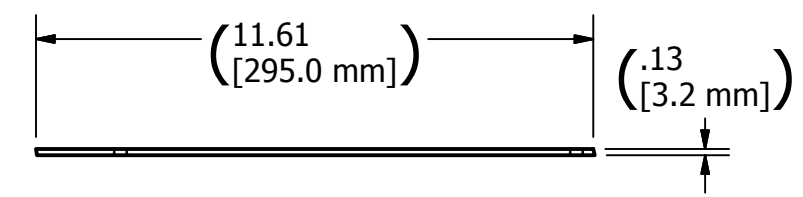
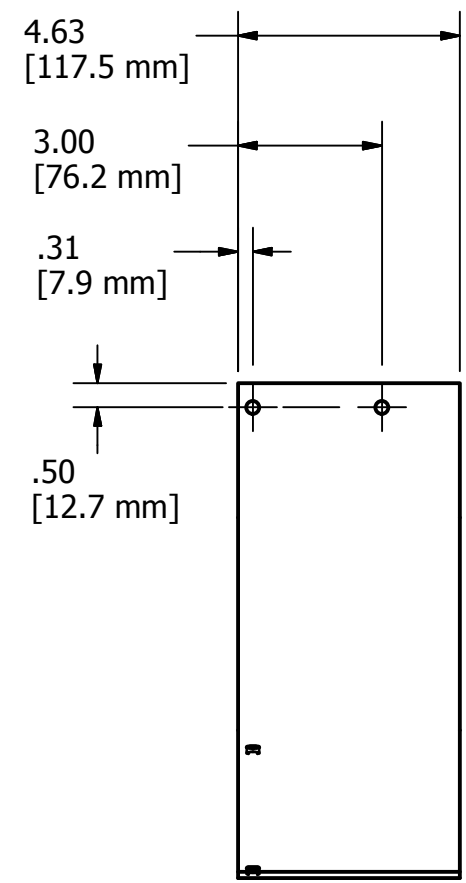
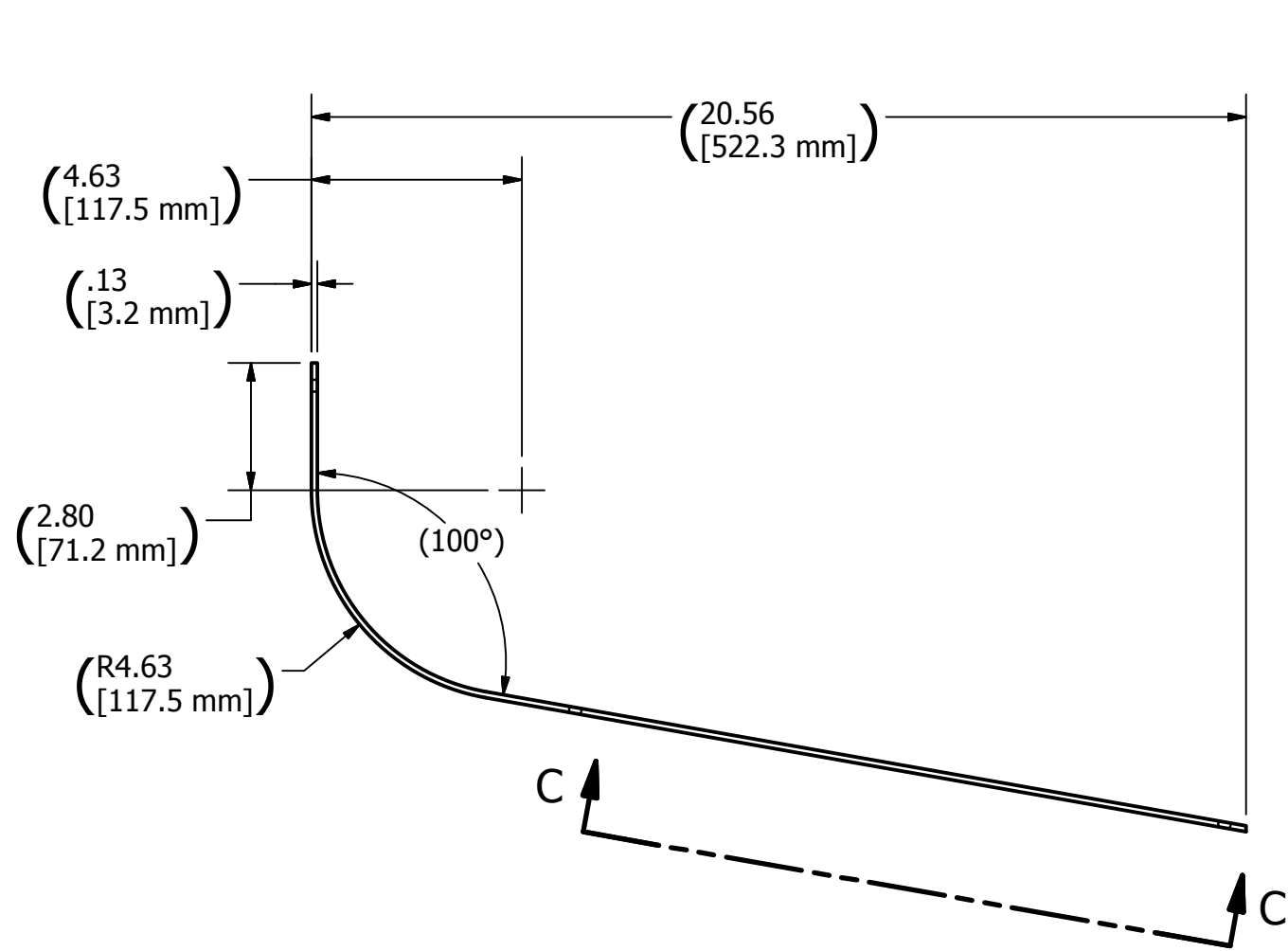
DRAWN dfoster		11/2/2011		FIRST 200 Bedford Street, Manchester, NH 03101 (603) 666-3906 -- FAX (603) 666-3907	
CHECKED					
UNLESS OTHERWISE SPECIFIED				TITLE	
TOLERANCES: (INCHES)				Chute 2, Left Side	
FRAC.	+/- 1/32		SIZE	DWG NO	
.00	+/- .01		C	GE-12086	
.000	+/- .005			SCALE	REV
ANGULAR	+/- .25 Deg.				SHEET 1 OF 3



DETAIL B
SCALE 2 : 1

Item: 1, GE-12086-01, Side
Resource: 1
Scale: 1:2
Quantity: 1

DRAWN dfoster	11/2/2011	FIRST 200 Bedford Street, Manchester, NH 03101 (603) 666-3906 -- FAX (603) 666-3907		
CHECKED				
UNLESS OTHERWISE SPECIFIED		TITLE		
TOLERANCES: (INCHES)		Chute 2, Left Side		
FRAC.	+/- 1/32	SIZE	DWG NO	REV
.00	+/- .01	C	GE-12086	
.000	+/- .005	SCALE	SHEET 2 OF 3	
ANGULAR	+/- .25 Deg.			

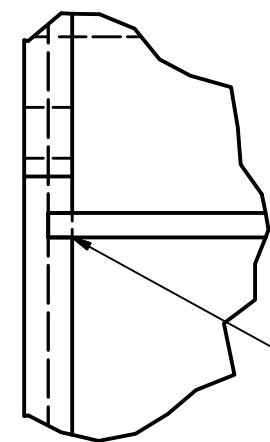
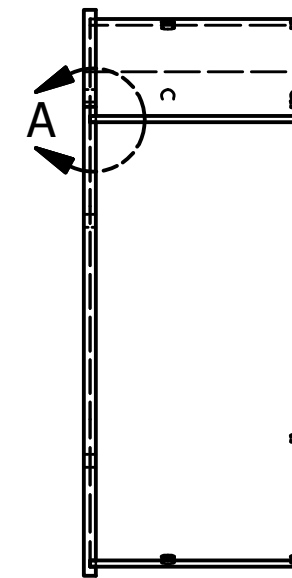
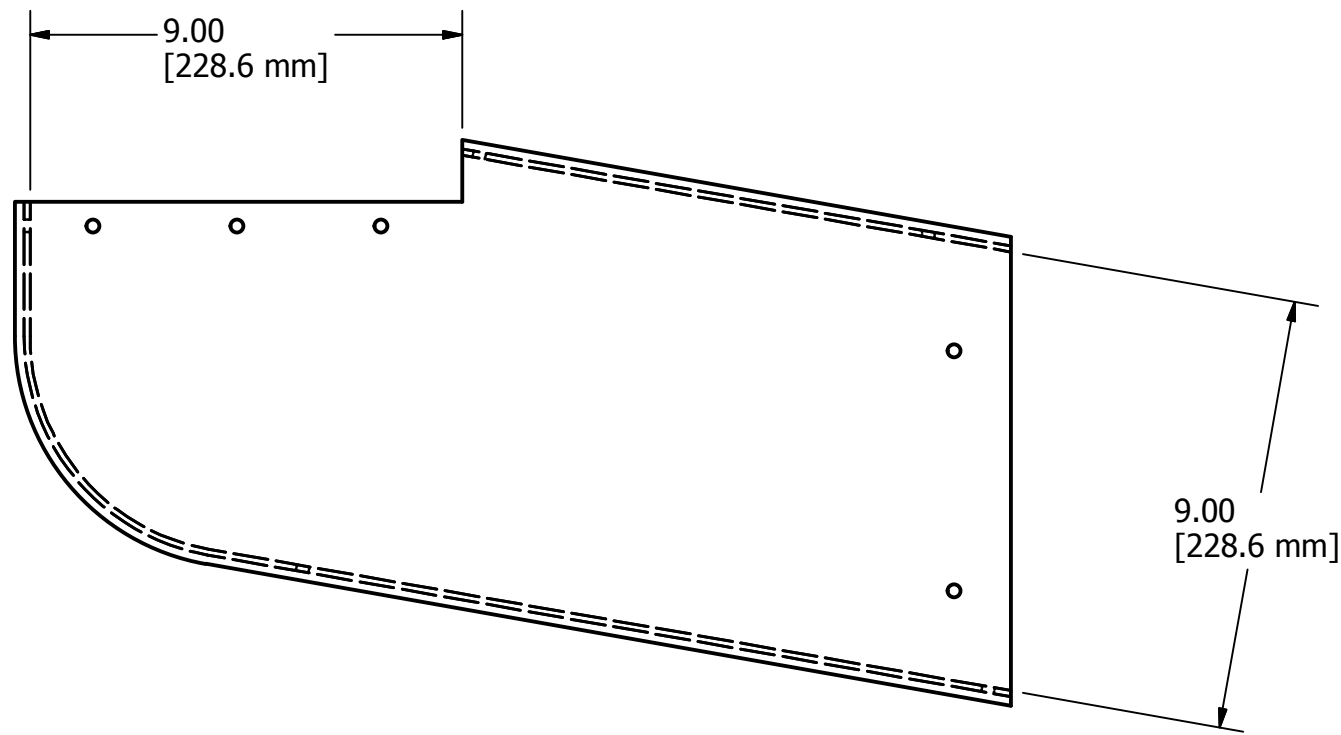
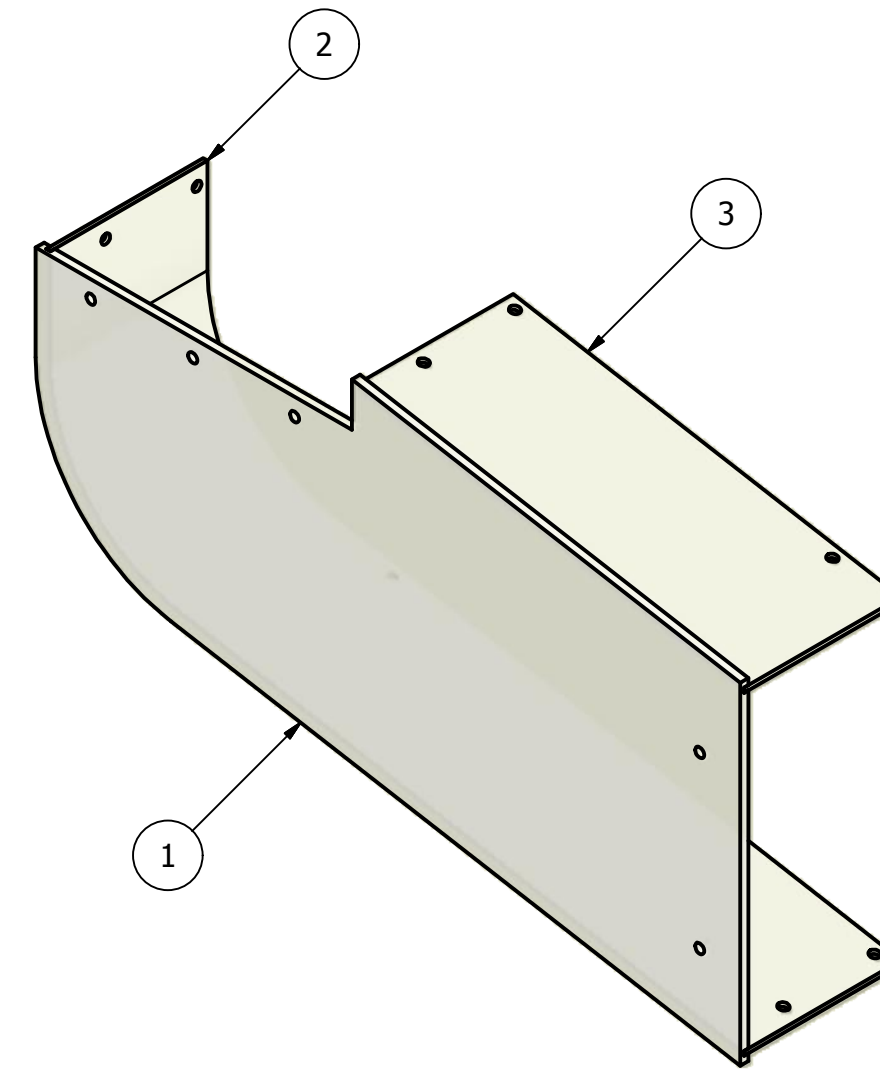



VIEW C-C
SCALE 1 / 4

Item: 2, GE-12086-02, Bottom
Resource: 2
Scale: 1:4
Quantity: 1

Item: 3, GE-12086-03, Top
Resource: 2
Scale: 1:2
Quantity: 1

DRAWN dfoster	11/2/2011	FIRST 200 Bedford Street, Manchester, NH 03101 (603) 666-3906 -- FAX (603) 666-3907		
CHECKED				
UNLESS OTHERWISE SPECIFIED		TITLE		
TOLERANCES: (INCHES)		Chute 2, Left Side		
FRAC.	+/- 1/32	SIZE	DWG NO	REV
.00	+/- .01	C	GE-12086	
.000	+/- .005	SCALE	SHEET 3 OF 3	
ANGULAR	+/- .25 Deg.			



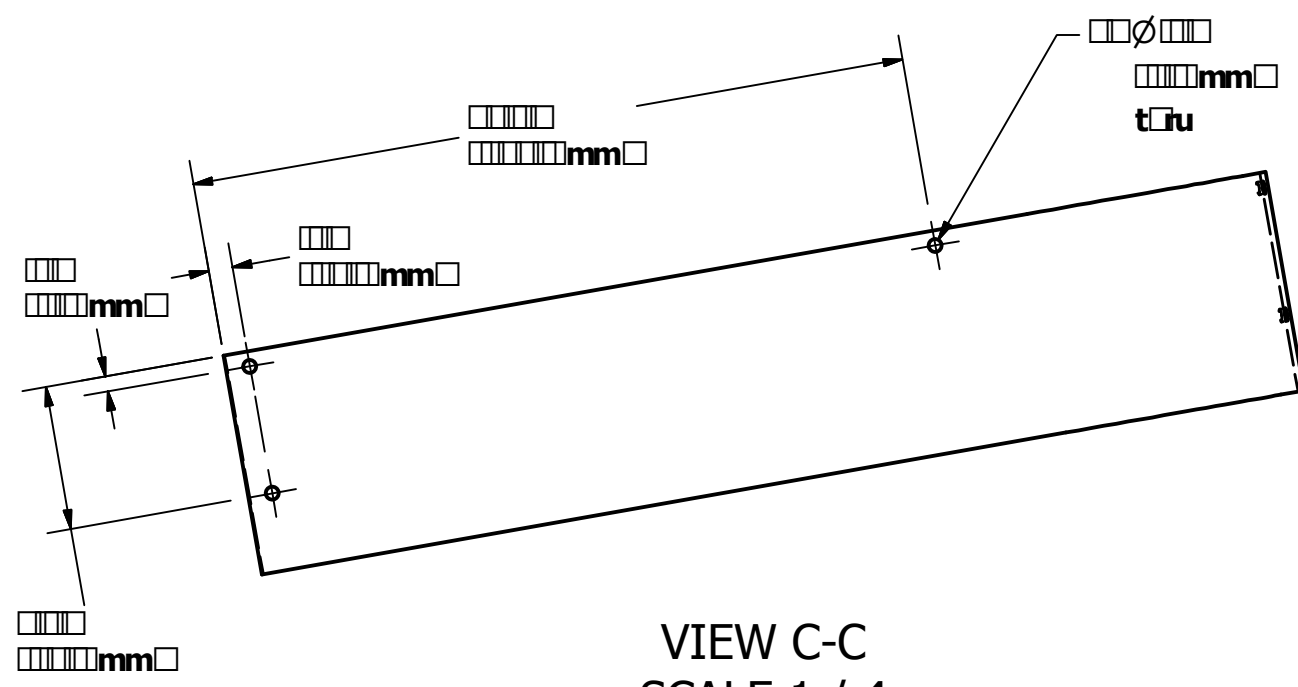
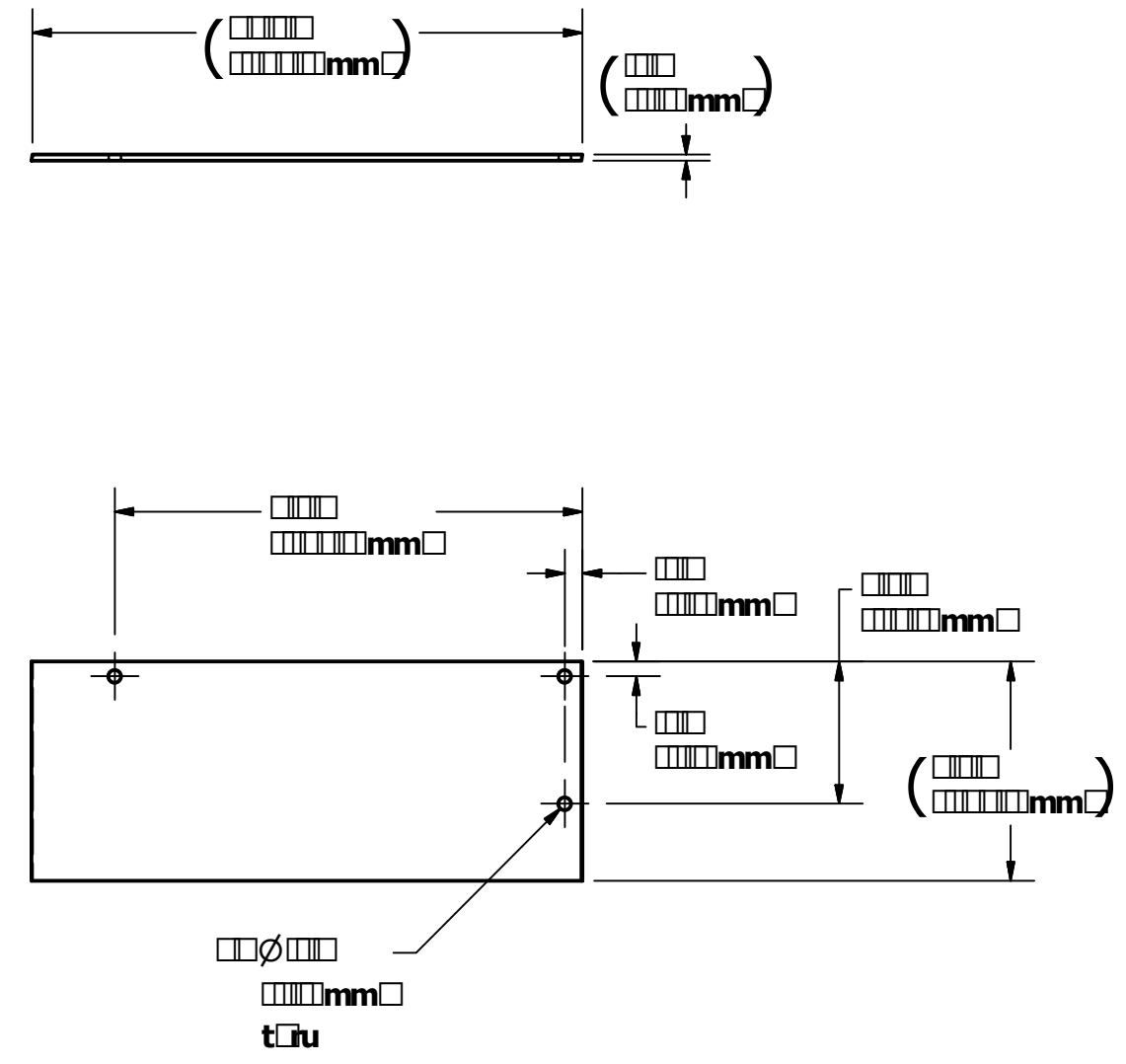
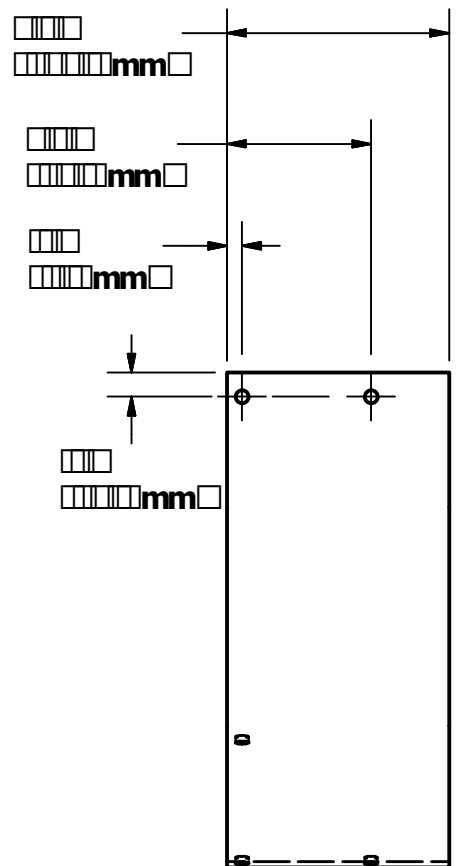
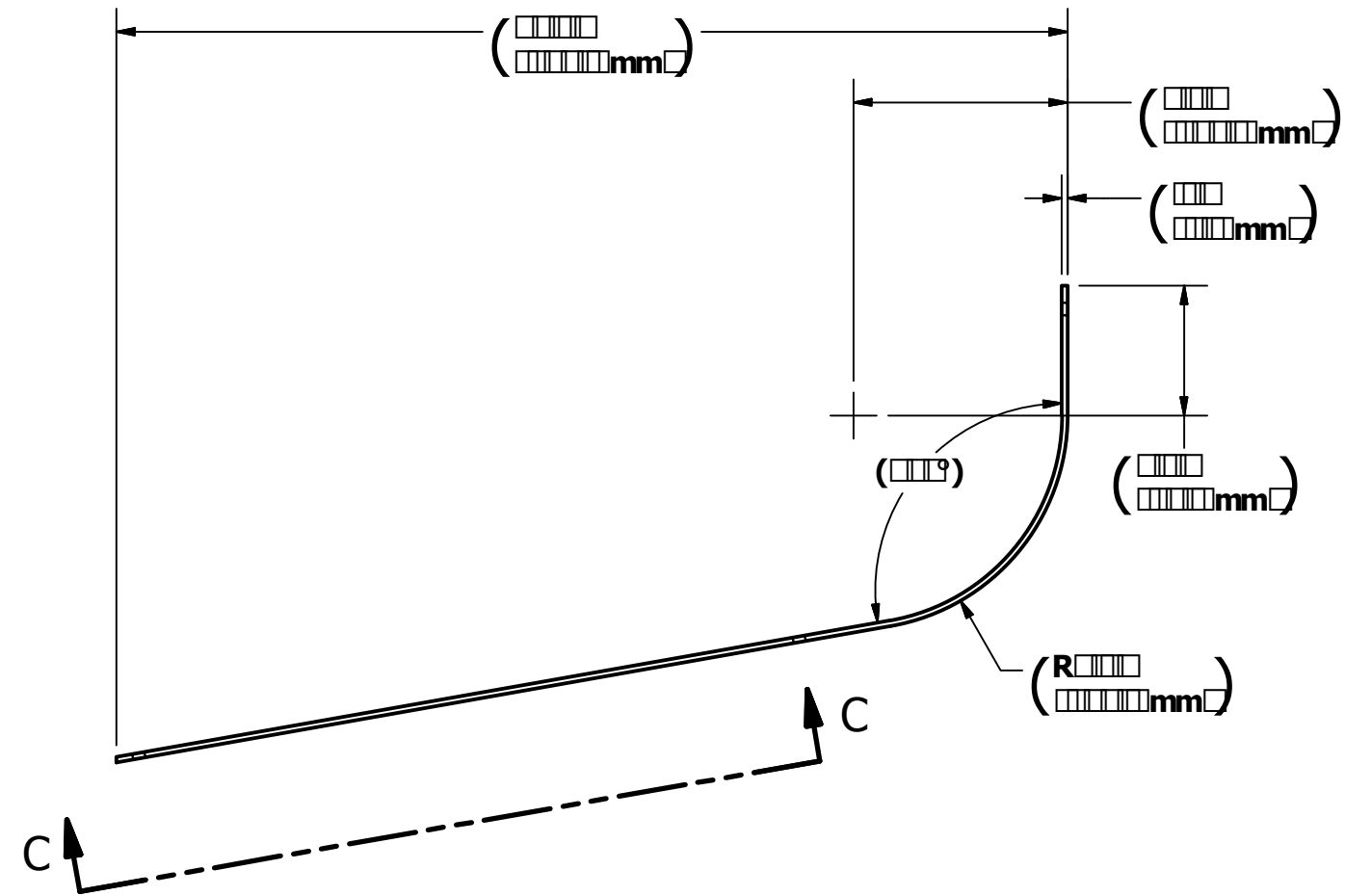
DETAIL A
SCALE 1 : 1

Items 2 and 3 to be glued to Item 1

Resources		
Number	Description	QTY.
1	1/4" Clear Polycarbonate	1/8 Sheet
2	1/8" Clear Polycarbonate	1/8 Sheet

PARTS LIST			
ITEM	QTY	PART NUMBER	DESCRIPTION
1	1	GE-12087-01	Side
2	1	GE-12087-02	Bottom
3	1	GE-12087-03	Top

DRAWN dfoster		11/3/2011		FIRST 200 Bedford Street, Manchester, NH 03101 (603) 666-3906 -- FAX (603) 666-3907	
CHECKED					
UNLESS OTHERWISE SPECIFIED TOLERANCES: (INCHES)				TITLE	
FRAC.	+/- 1/32	Chute 2, Right Side			
.00	+/- .01				
.000	+/- .005				
ANGULAR	+/- .25 Deg.	SIZE C	DWG NO GE-12087	REV	
SCALE				SHEET 1 OF 3	

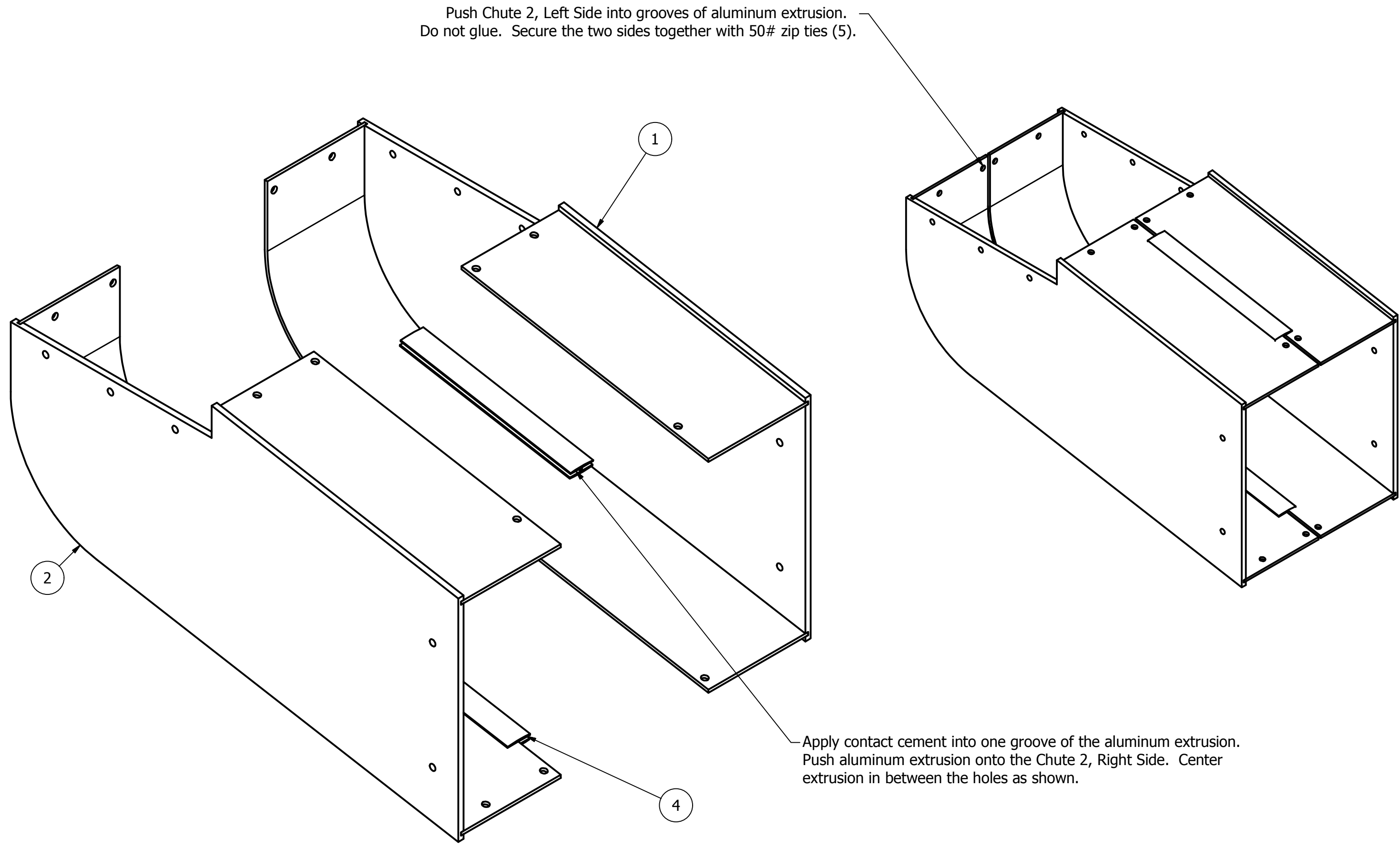


VIEW C-C
SCALE 1 / 4

Item: E Bottom
 Resource:
 Scale:
 Quantity:

Item: E To
 Resource:
 Scale:
 Quantity:

DRAWN dfoster	11/3/2011	FIRST <input type="checkbox"/> Cedar Street Lancaster NH <input type="checkbox"/> <input type="checkbox"/> FA <input type="checkbox"/>		
CHECKED				
UNLESS OTHERWISE SPECIFIED TOLERANCES: (INCHES)		TITLE Chute 2, Right Side		
FRAC		SIZE	DWG NO	REV
		C	GE-12087	
ANLAR		SCALE	SHEET <input type="checkbox"/> OF <input type="checkbox"/>	

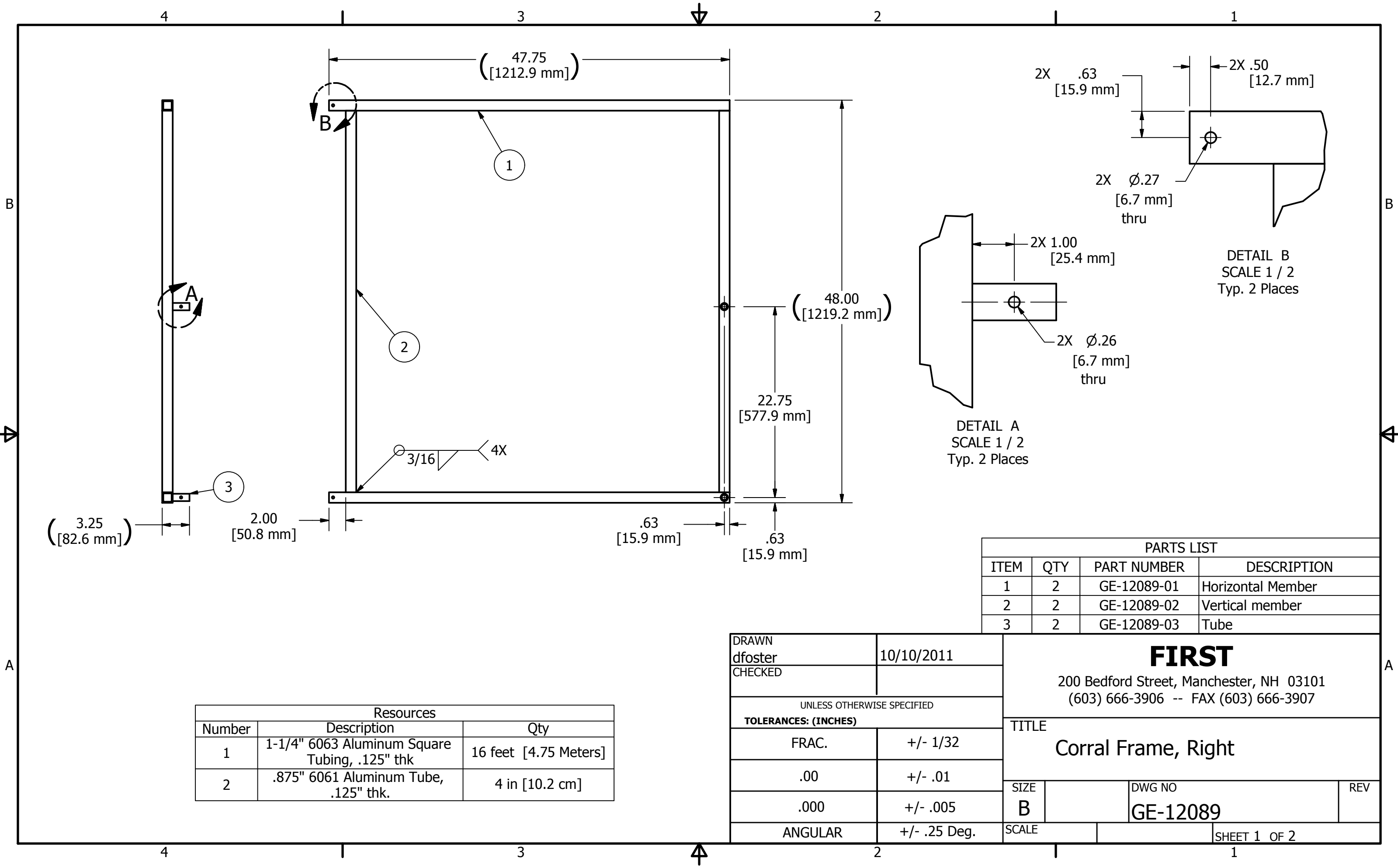


Notes:

1. Aluminum Extrusion can be purchased at www.mcmaster.com
Part Number: 8429A4 Aluminum H-Channel Edge Trim
6'L, 5/32" Channel (A), 1-3/64" Leg H (B)
2. Cut channel into:
12" length - qty 1
8" length - qty 1

PARTS LIST			
ITEM	QTY	PART NUMBER	DESCRIPTION
1	1	GE-12086	Chute 2, Left Side
2	1	GE-12087	Chute 2, Right Side
3	20"	GE-12088-01	Aluminum Extrusion, See Note

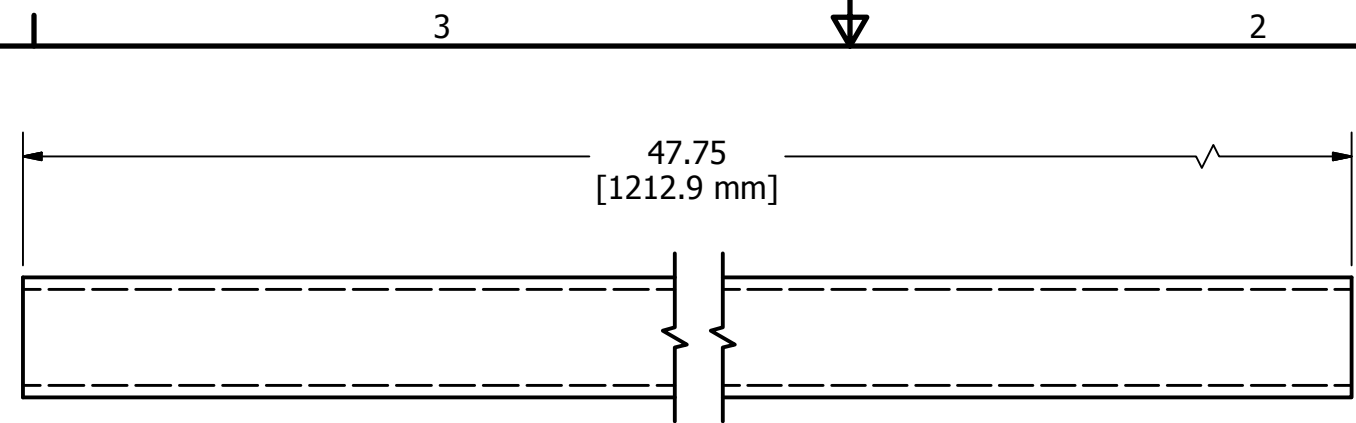
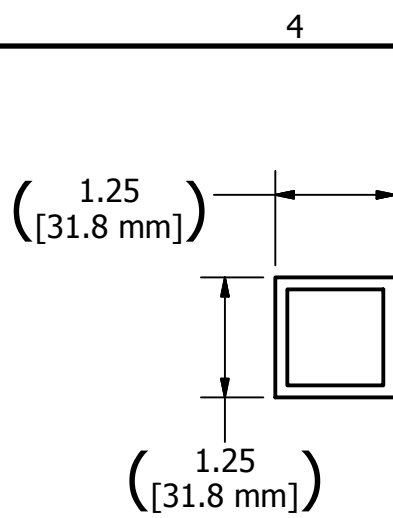
DRAWN dfoster		10/11/2011		FIRST 200 Bedford Street, Manchester, NH 03101 (603) 666-3906 -- FAX (603) 666-3907	
CHECKED					
UNLESS OTHERWISE SPECIFIED TOLERANCES: (INCHES)				TITLE	
FRAC.	+/- 1/32		Chute 2 Assembly		
.00	+/- .01				
.000	+/- .005				
ANGULAR	+/- .25 Deg.		SIZE C	DWG NO GE-12088	REV
SCALE			SHEET 1 OF 1		



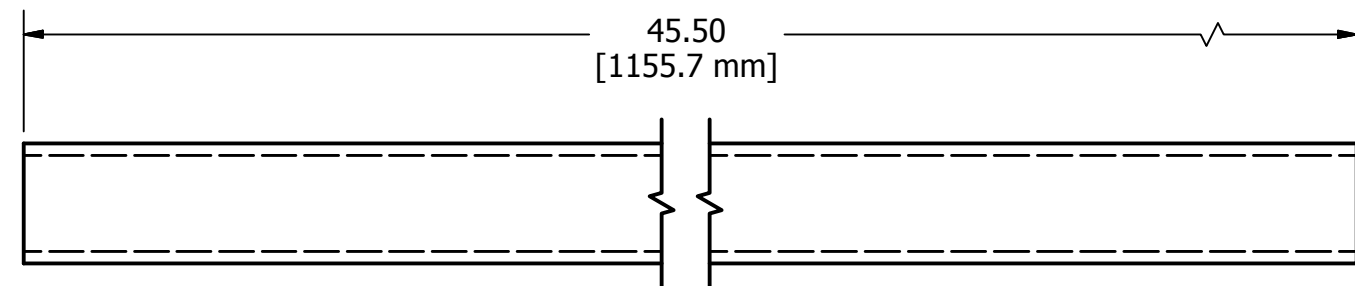
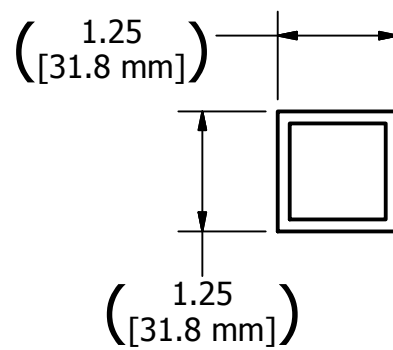
PARTS LIST			
ITEM	QTY	PART NUMBER	DESCRIPTION
1	2	GE-12089-01	Horizontal Member
2	2	GE-12089-02	Vertical member
3	2	GE-12089-03	Tube

Resources		
Number	Description	Qty
1	1-1/4" 6063 Aluminum Square Tubing, .125" thk	16 feet [4.75 Meters]
2	.875" 6061 Aluminum Tube, .125" thk.	4 in [10.2 cm]

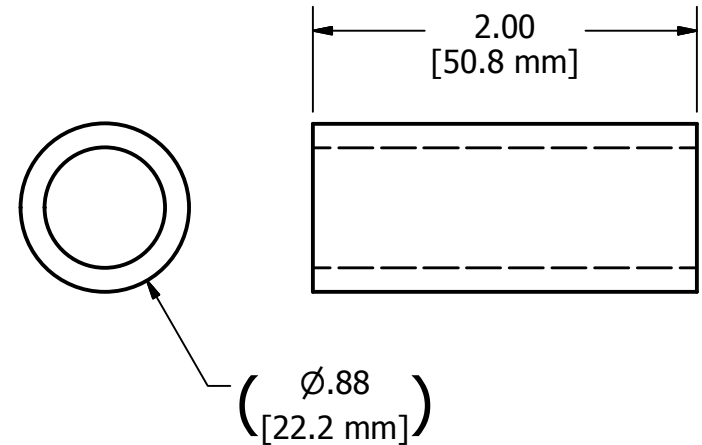
DRAWN dfoster		10/10/2011		FIRST 200 Bedford Street, Manchester, NH 03101 (603) 666-3906 -- FAX (603) 666-3907	
CHECKED					
UNLESS OTHERWISE SPECIFIED					
TOLERANCES: (INCHES)					
FRAC.		+/- 1/32		TITLE Corral Frame, Right	
.00		+/- .01			
.000		+/- .005			
ANGULAR		+/- .25 Deg.		SIZE B	DWG NO GE-12089
				SCALE	REV
				SHEET 1 OF 2	



Item: GE-12089-01, Horizontal Member
Resource: 1
Scale: 1:2
Qty: 2

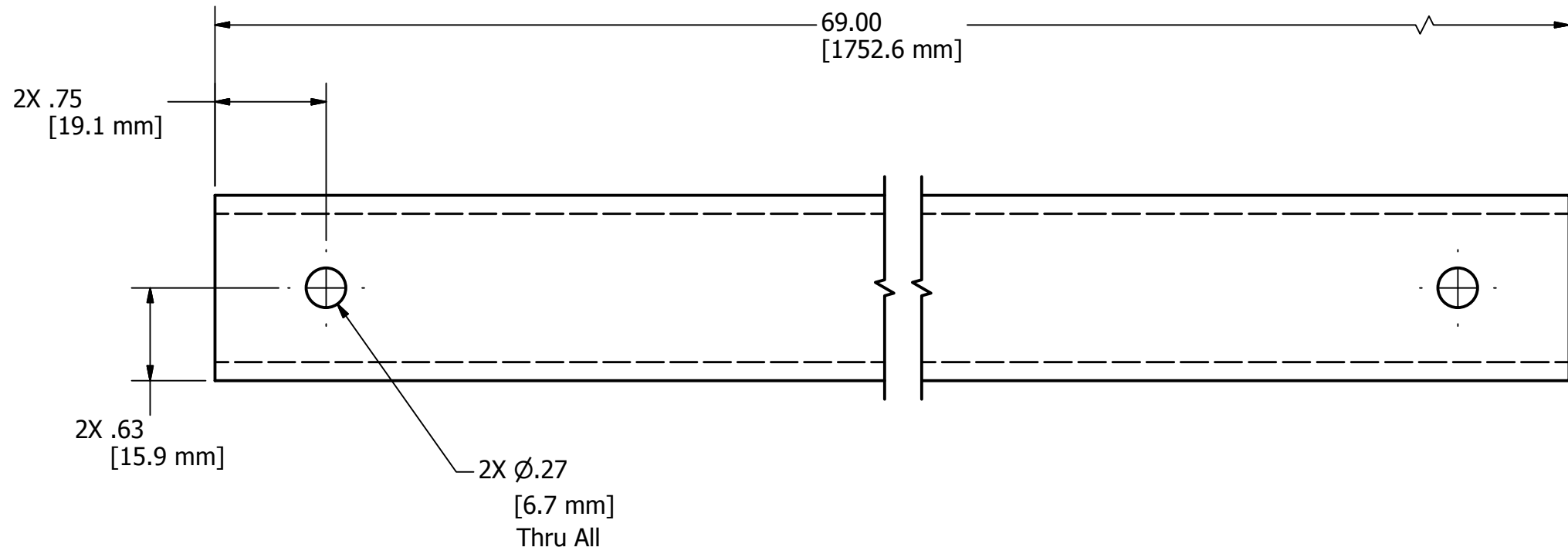
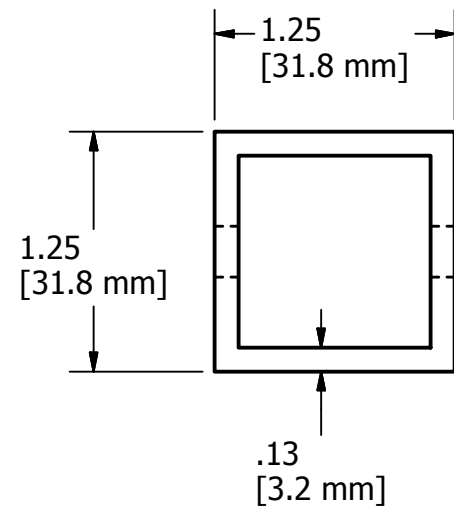


Item: GE-12089-02, Vertical Member
Resource: 1
Scale: 1:2
Qty: 2



Item: GE-12089-03, Tube
Resource: 2
Scale: 1:1
Qty: 2

DRAWN dfoster		10/10/2011		FIRST 200 Bedford Street, Manchester, NH 03101 (603) 666-3906 -- FAX (603) 666-3907	
CHECKED					
UNLESS OTHERWISE SPECIFIED				TITLE Corral Frame, Right	
TOLERANCES: (INCHES)					
FRAC.	+/-	1/32			
.00	+/-	.01			
.000	+/-	.005	SIZE B	DWG NO GE-12089	REV
ANGULAR	+/-	.25 Deg.	SCALE	SHEET 2 OF 2	

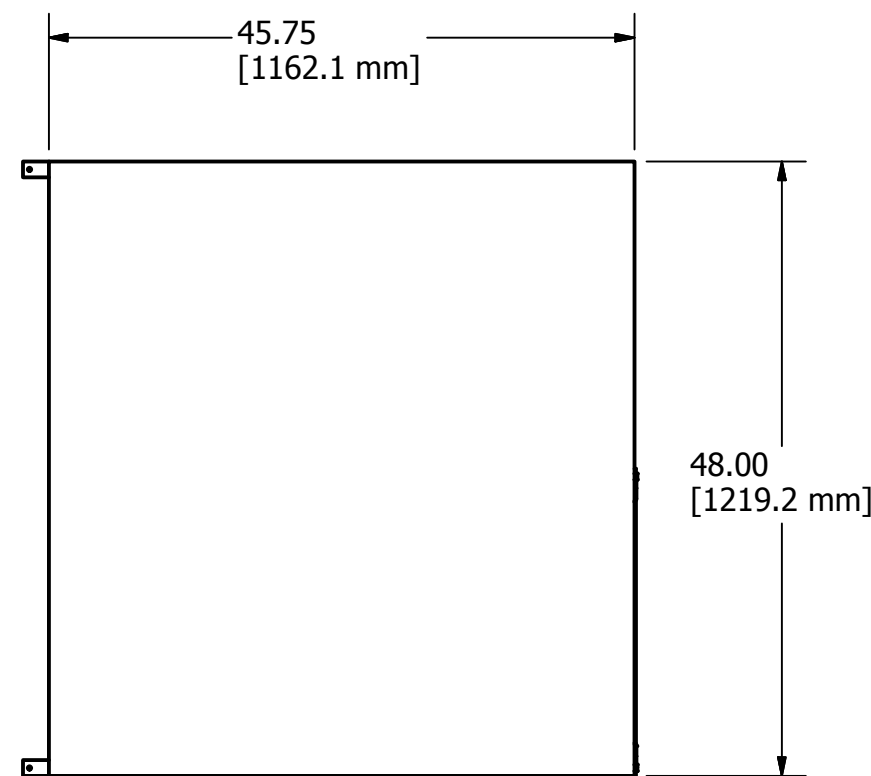
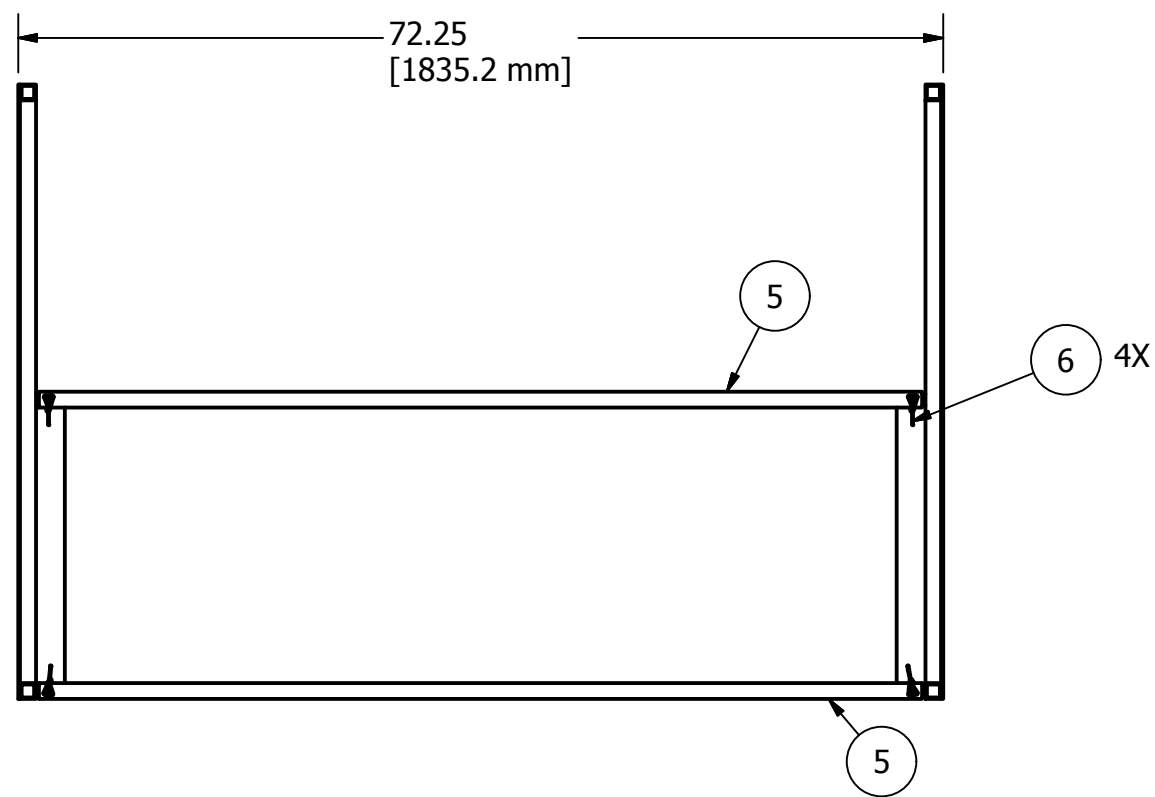
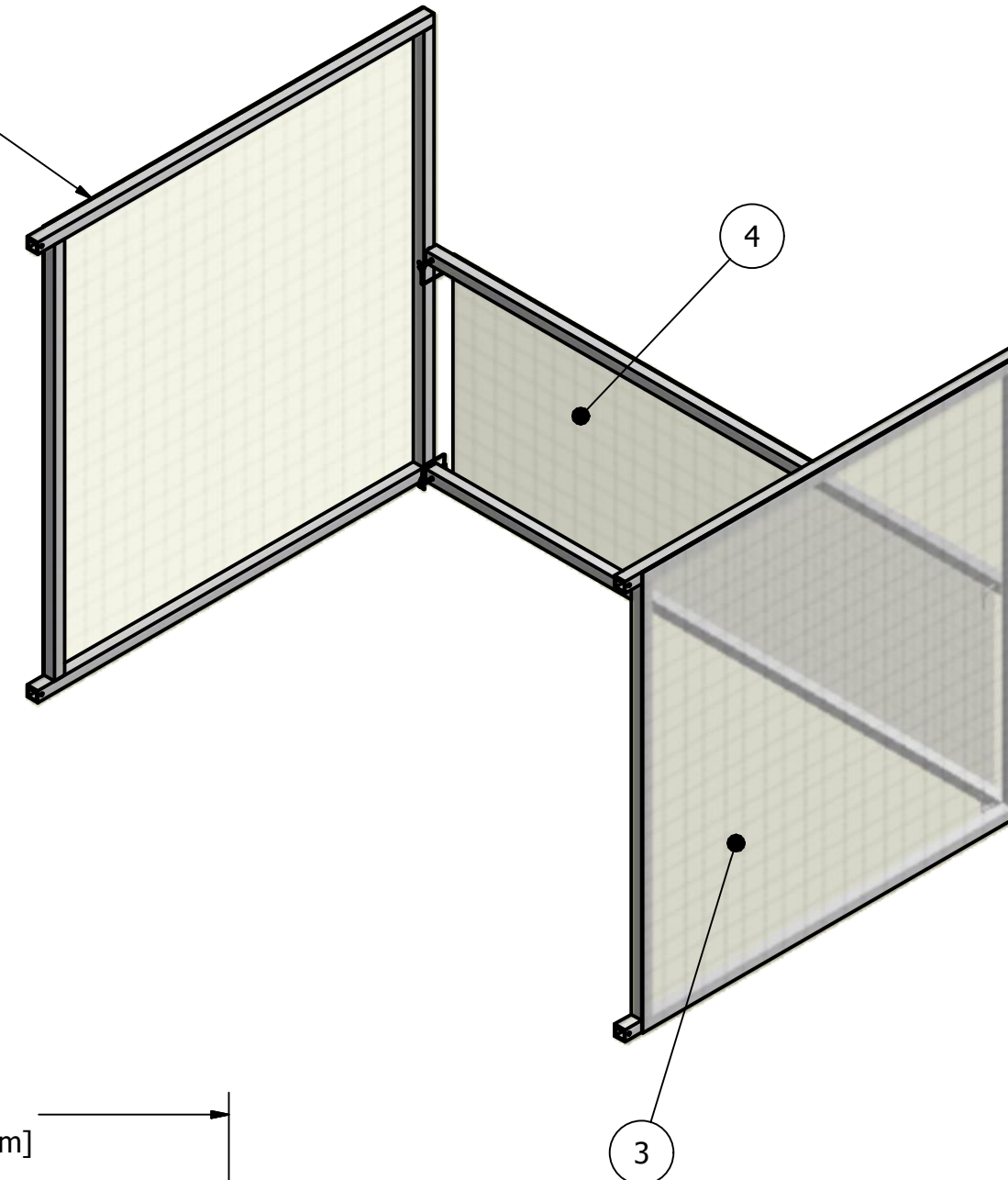


Material: 6063 Aluminum

DRAWN dfoster		11/28/2011		200 Bedford Street, Manchester, NH 03101 (603) 666-3906 -- FAX (603) 666-3907	
CHECKED					
UNLESS OTHERWISE SPECIFIED				TITLE Bar, Corral Rear	
TOLERANCES: (INCHES)					
FRAC.	+/- 1/32				
.00	+/- .01				
.000	+/- .005				
ANGULAR	+/- .25 Deg.				
SIZE B	DWG NO GE-12090		REV		
SCALE	SHEET 1 OF 1				



Zip tie the netting to the aluminum tubes.



Resources		
Number	Description	Qty.
1	Zip Ties, 25# test strength or more, 8 inches long	~30

PARTS LIST			
ITEM	QTY	PART NUMBER	DESCRIPTION
1	1	GE-12089	Corral Frame, Right
2	1	GE-12092	Corral Frame, Left
3	2	GE-12093	Net, Corral Side
4	1	GE-12094	Net, Corral Rear
5	2	GE-12090-01	Bar, Corral Rear
6	4	HW-00005	Retainer pin 1/4" x 2-1/2" long

DRAWN dfoster	10/11/2011	FIRST 200 Bedford Street, Manchester, NH 03101 (603) 666-3906 -- FAX (603) 666-3907		
CHECKED				
UNLESS OTHERWISE SPECIFIED		TITLE		
TOLERANCES: (INCHES)		Corral Assembly		
FRAC.	+/- 1/32	SIZE	DWG NO	REV
.00	+/- .01	C	GE-12091	
.000	+/- .005	SCALE	SHEET 1 OF 1	
ANGULAR	+/- .25 Deg.			

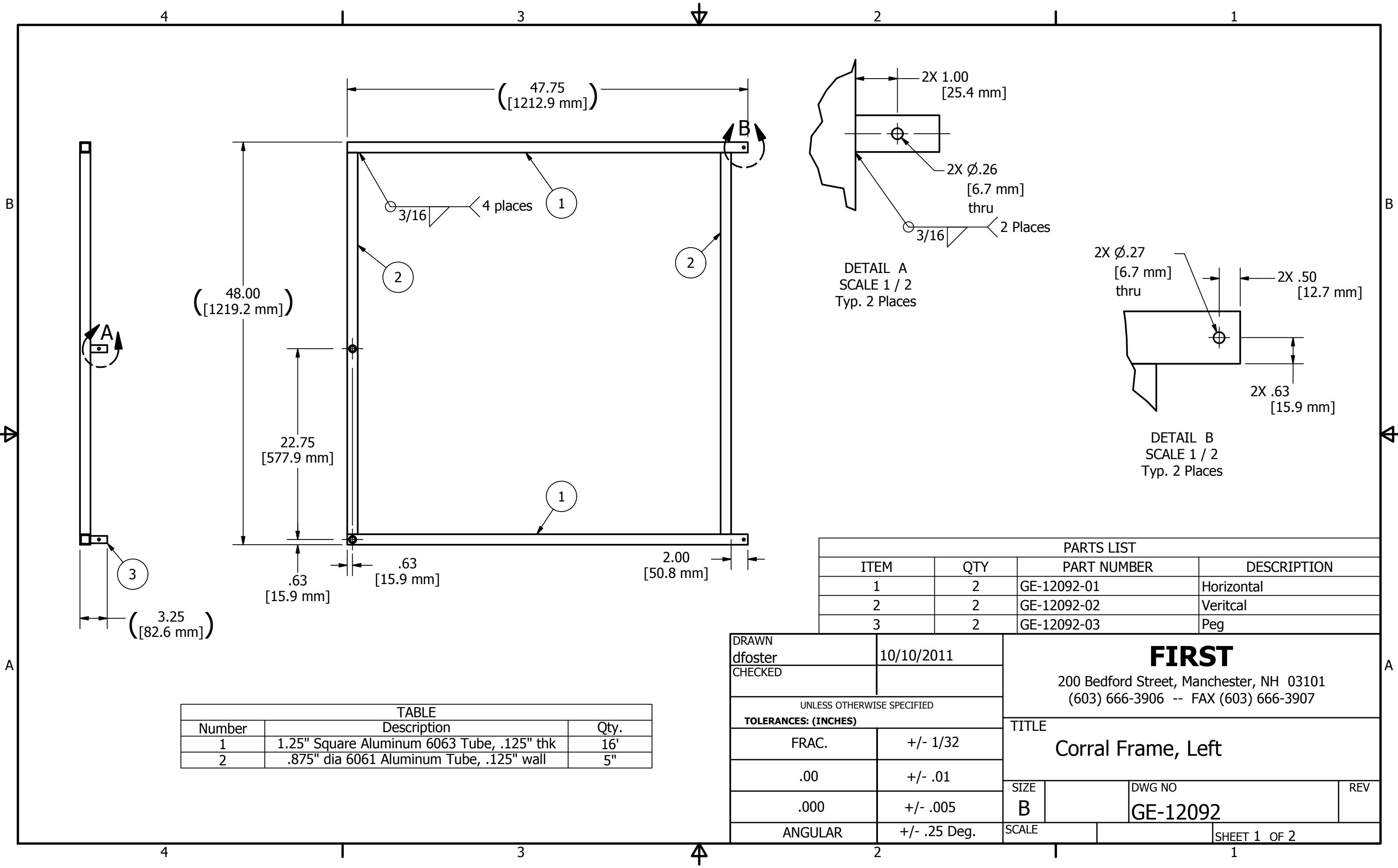
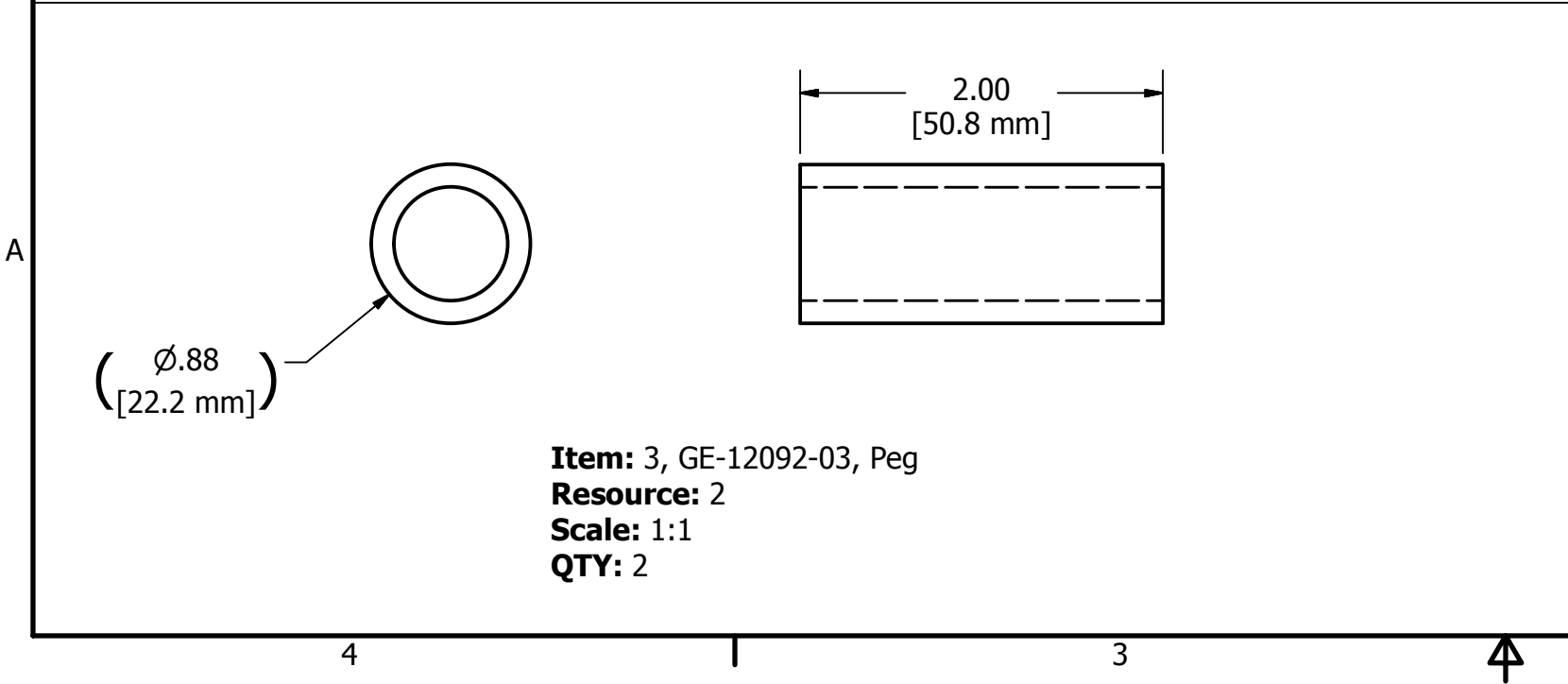
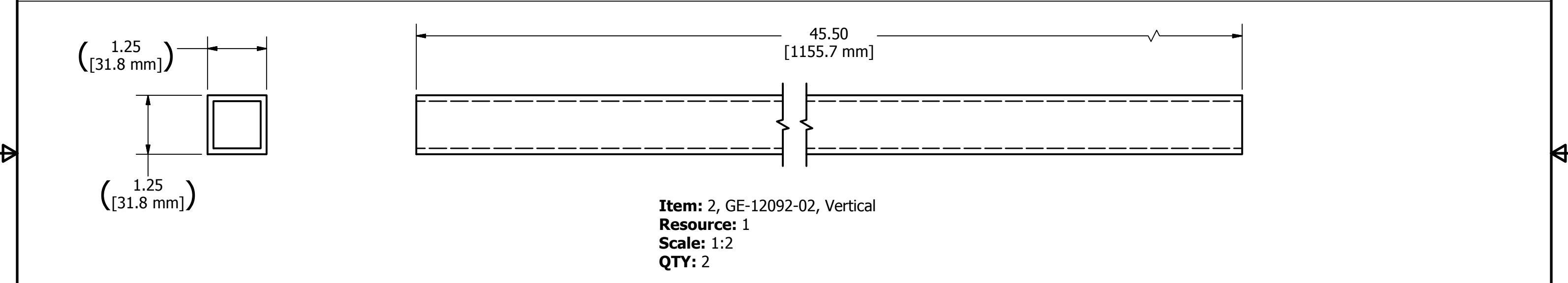
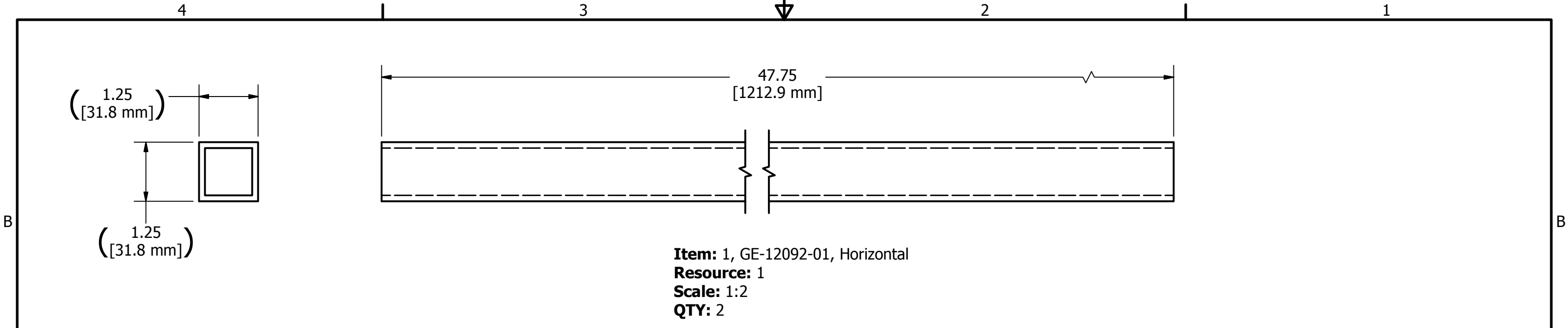


TABLE		
Number	Description	Qty.
1	1.25" Square Aluminum 6063 Tube, .125" thk	16'
2	.875" dia 6061 Aluminum Tube, .125" wall	5"

PARTS LIST			
ITEM	QTY	PART NUMBER	DESCRIPTION
1	2	GE-12092-01	Horizontal
2	2	GE-12092-02	Vertical
3	2	GE-12092-03	Peg

DRAWN dfoster	10/10/2011	FIRST 200 Bedford Street, Manchester, NH 03101 (603) 666-3906 -- FAX (603) 666-3907		
CHECKED				
UNLESS OTHERWISE SPECIFIED		TITLE Corral Frame, Left		
TOLERANCES: (INCHES)				
FRAC.	+/- 1/32	SIZE	DWG NO	REV
.00	+/- .01	B	GE-12092	
.000	+/- .005	SCALE	SHEET 1 OF 2	
ANGULAR	+/- .25 Deg.			



DRAWN dfoster	10/10/2011	FIRST 200 Bedford Street, Manchester, NH 03101 (603) 666-3906 -- FAX (603) 666-3907		
CHECKED				
UNLESS OTHERWISE SPECIFIED		TITLE Corral Frame, Left		
TOLERANCES: (INCHES)				
FRAC.	+/- 1/32			
.00	+/- .01	SIZE	DWG NO	REV
.000	+/- .005	B	GE-12092	
ANGULAR	+/- .25 Deg.	SCALE	SHEET 2 OF 2	

Manufacturer: Gourock

Description: Net, #44 X 1-3/4" (350 lb./twine) 210D Braided-Knotless Nylon Netting Black Square Mesh with 1/4" Dacron Perimeter Rope Borders Installed (overlock-stitched)

Overall Size : 45.75" x 48"

Part Number: NA

Sold at: www.gourock.com

DRAWN mcyr	11/9/2011	FIRST 200 Bedford Street, Manchester, NH 03101 (603) 666-3906 -- FAX (603) 666-3907		
CHECKED				
UNLESS OTHERWISE SPECIFIED		TITLE		
TOLERANCES: (INCHES)		Net, Corral Side		
FRAC.	+/- 1/32	SIZE	DWG NO	REV
.00	+/- .01	B	GE-12093	
.000	+/- .005	SCALE		
ANGULAR	+/- .25 Deg.			SHEET 1 OF 1

Manufacturer: Gourock

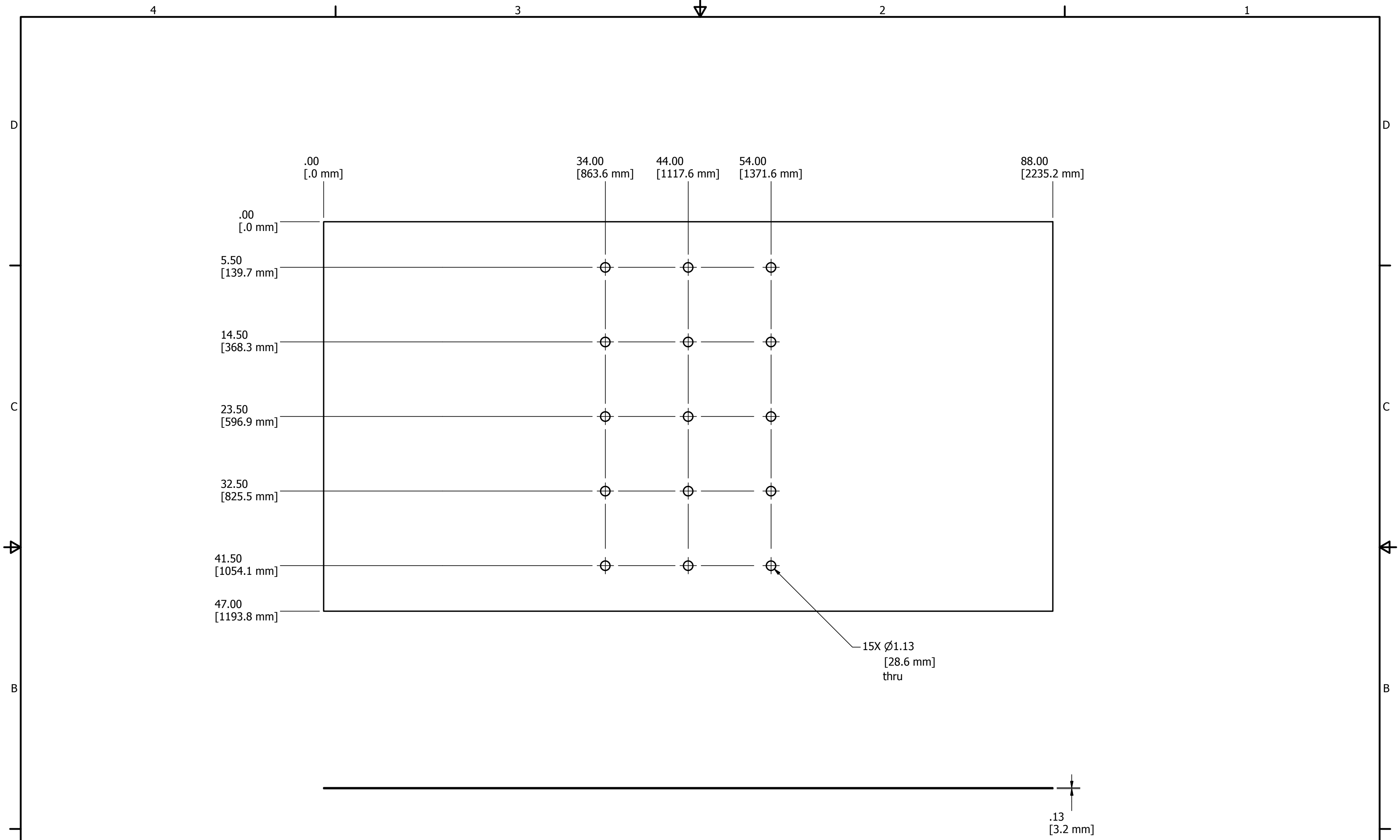
Description: Net, #44 X 1-3/4" (350 lb./twine) 210D Braided-Knotless Nylon Netting Black Square Mesh with 1/4" Dacron Perimeter Rope Borders Installed (overlock-stitched)

Overall Size : 24" x 65"

Part Number: NA

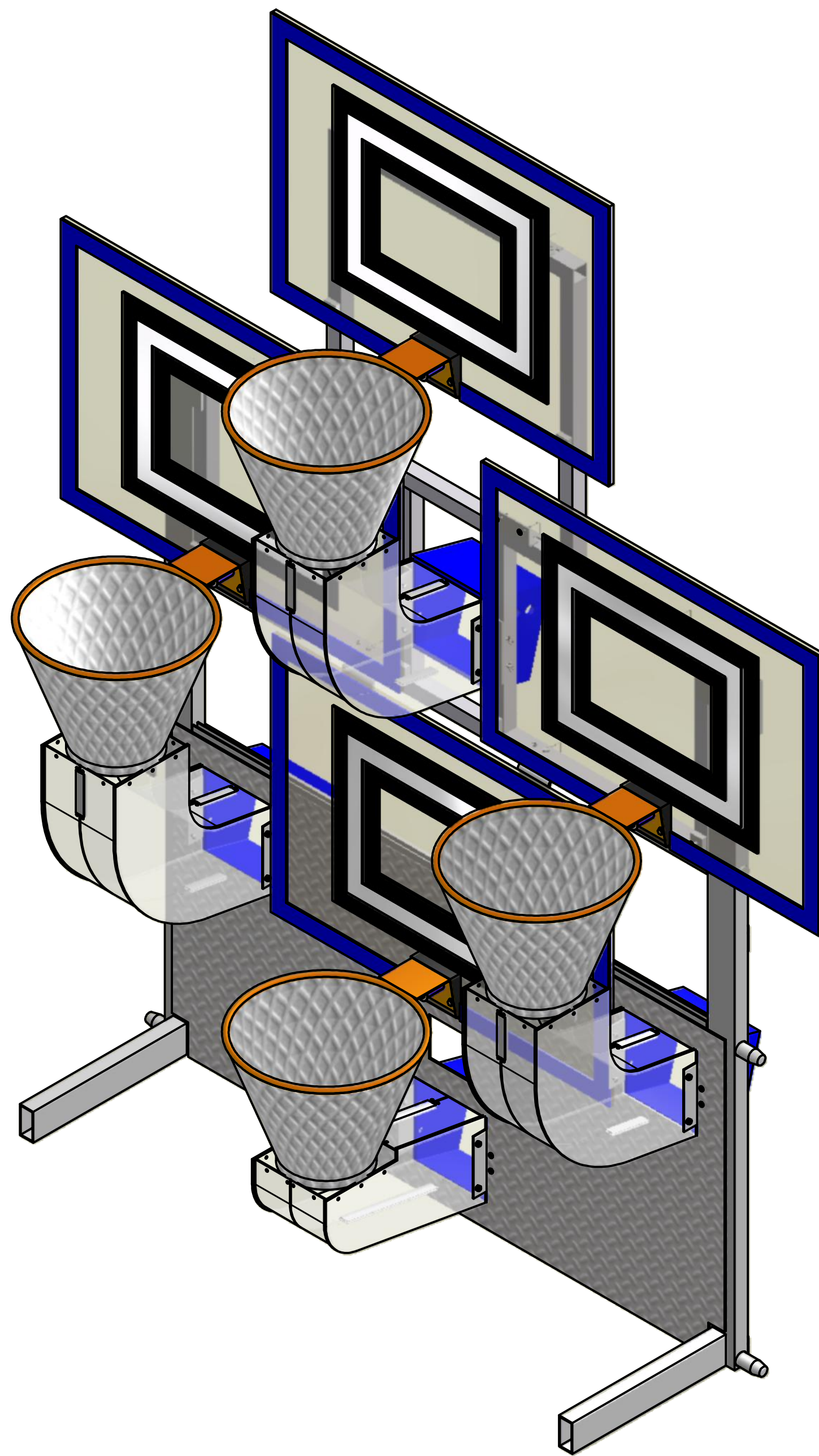
Sold at: www.gourock.com

DRAWN mcyr	11/9/2011	FIRST 200 Bedford Street, Manchester, NH 03101 (603) 666-3906 -- FAX (603) 666-3907		
CHECKED				
UNLESS OTHERWISE SPECIFIED		TITLE		
TOLERANCES: (INCHES)		Net, Corral Rear		
FRAC.	+/- 1/32	SIZE	DWG NO	REV
.00	+/- .01	B	GE-12094	
.000	+/- .005	SCALE		
ANGULAR	+/- .25 Deg.			SHEET 1 OF 1



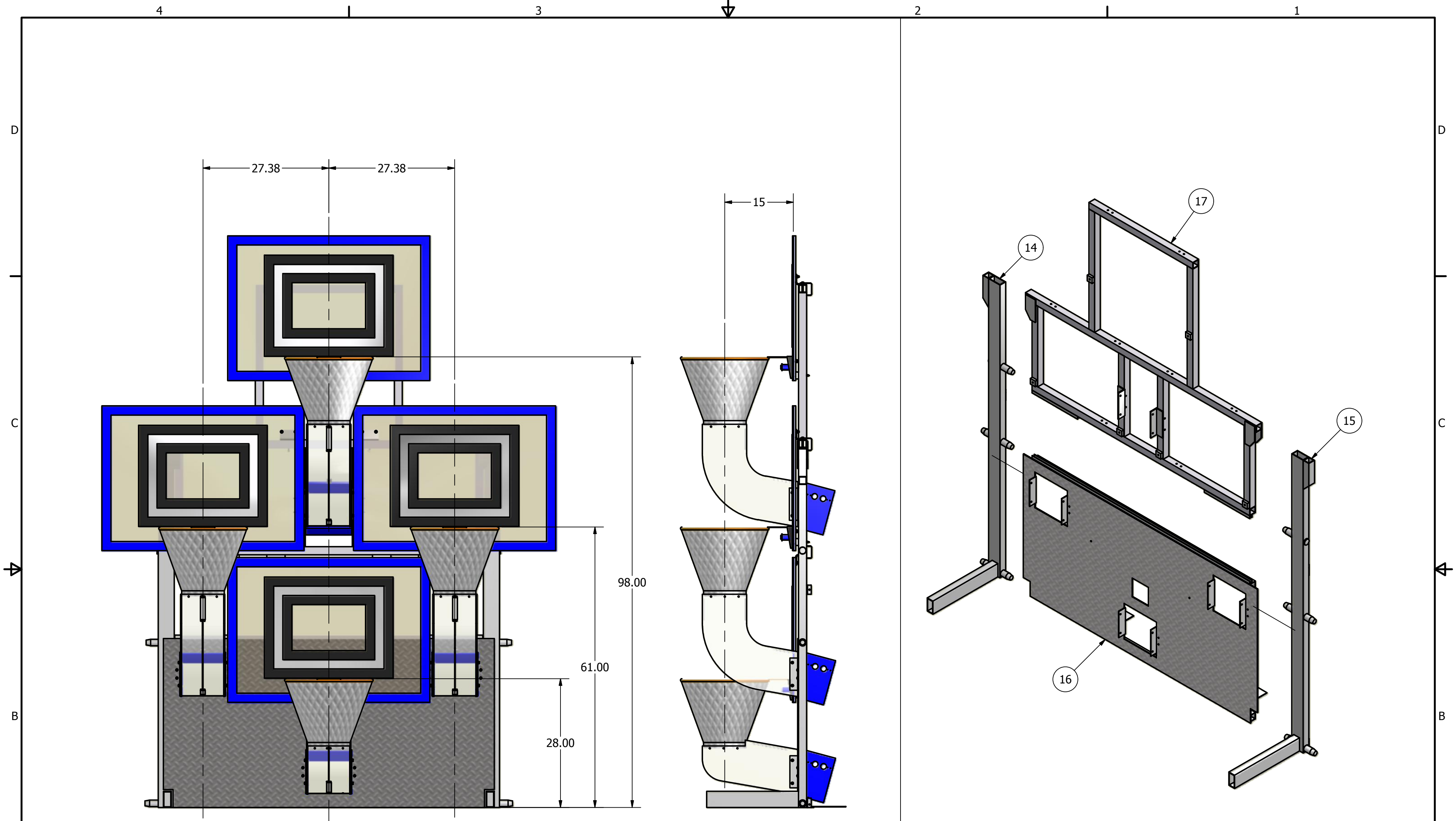
Material: Polycarbonate, Clear

DRAWN dfoster		10/27/2011		FIRST 200 Bedford Street, Manchester, NH 03101 (603) 666-3906 -- FAX (603) 666-3907	
CHECKED					
UNLESS OTHERWISE SPECIFIED TOLERANCES: (INCHES)				TITLE Bridge Surface	
FRAC.			+/- 1/32	SIZE	
			+/- .01	DWG NO	
			+/- .005	C	GE-12095
ANGULAR			+/- .25 Deg.	SCALE	
				SHEET 1 OF 1	

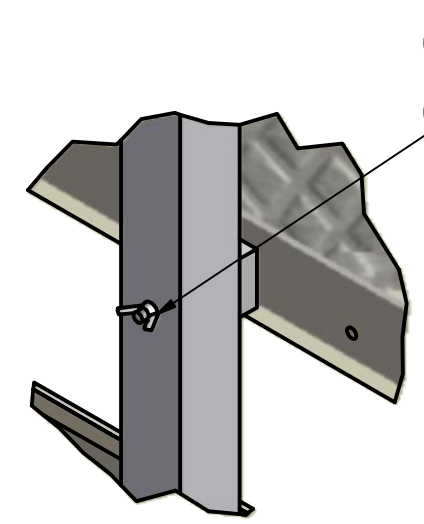
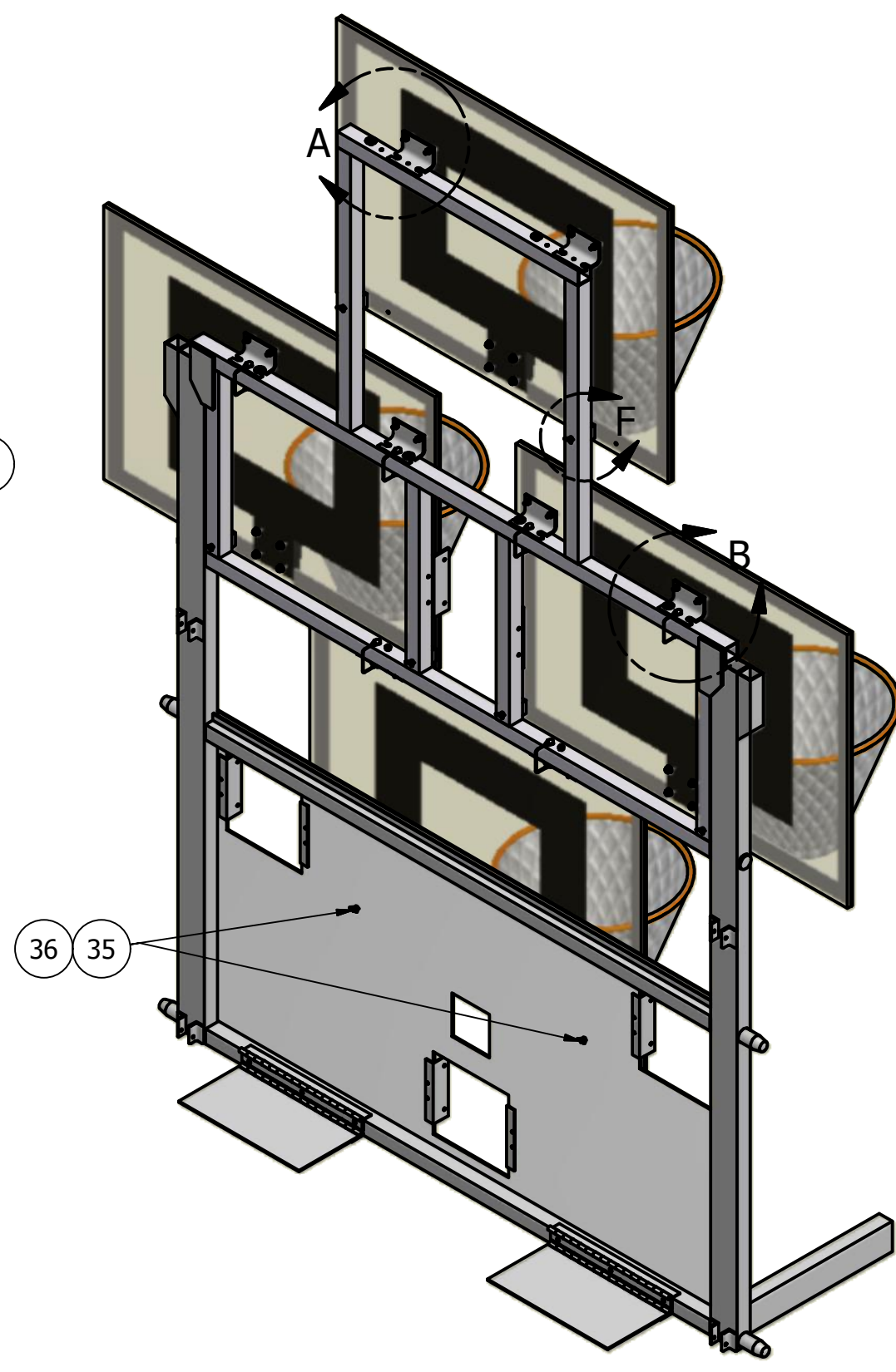
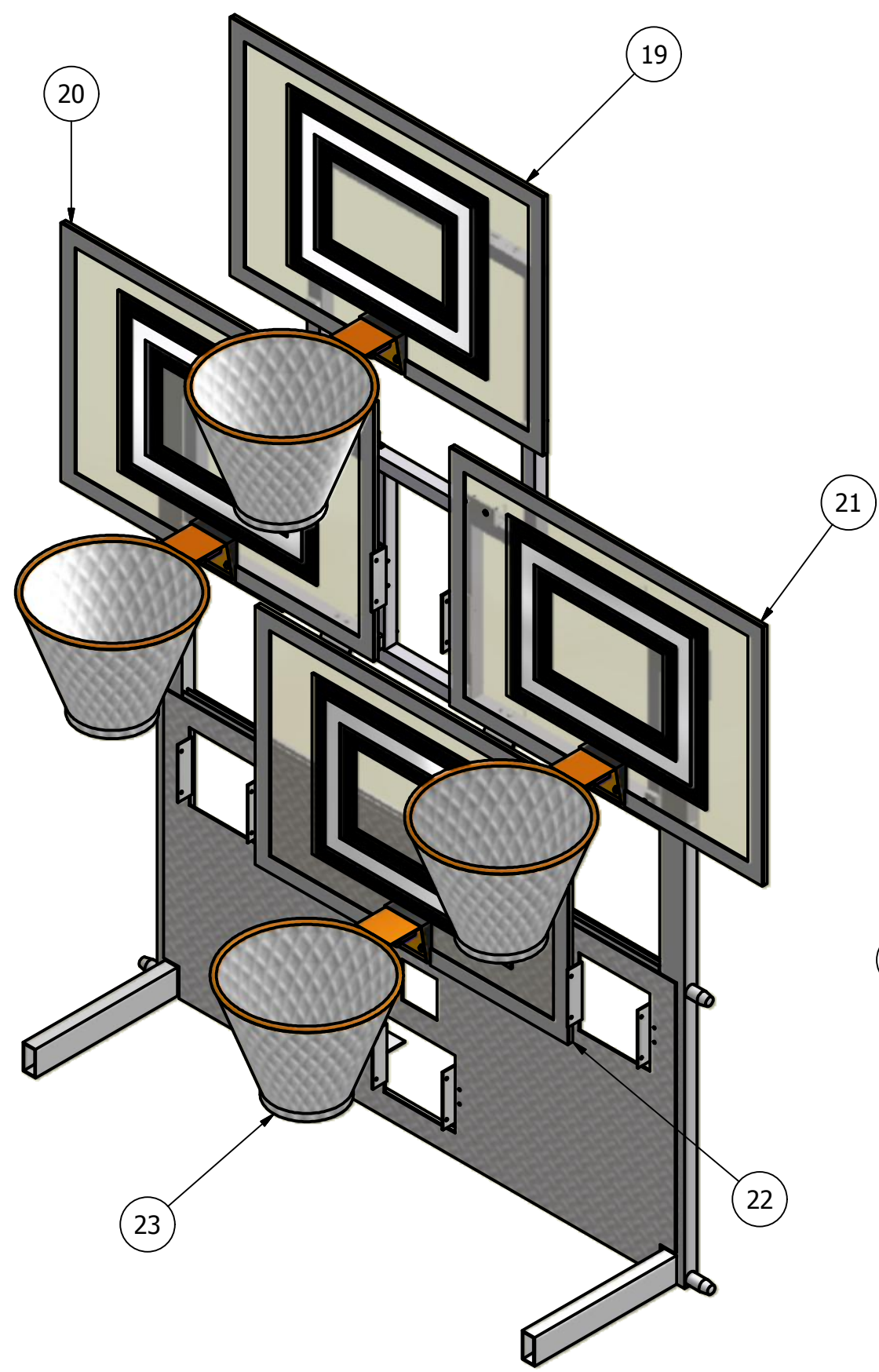


PARTS LIST			
ITEM	QTY	PART NUMBER	DESCRIPTION
14	1	GE-12026	Hoop Upright, Left
15	1	GE-12027	Hoop Upright, Right
16	1	GE-12028	End Panel, Center
17	1	GE-12016	Backboard Frame
19	1	GE-12098	Backboard Assembly, Top
20	1	GE-12099	Backboard Assembly, Left
21	1	GE-12100	Backboard Assembly, Right
22	1	GE-12101	Backboard Assembly, Bottom
23	4	GE-12014	Basketball Net
24	3	GE-12072	Chute 1, Assembly
25	1	GE-12088	Chute 2 Assembly
26	1	GE-12059	Sensor Box
27	3	GE-12102	Sensor Box Assembly
28	8	HW-00005	Retainer pin 1/4" x 2-1/2" long
29	8	PP-00043	Spacer, Aluminum
30	8	HW-00063	HHCS 1/4-20 x 2.5" Zinc Plate
31	8	HW-00021	Washer, Fender 1/4" Zinc Plate
32	36	HW-00002	Nut, Lock 1/4-20
33	10	HW-00073	FHCS 1/4-20 x 3-1/4"
35	2	HW-00008	FHCS 1/4-20 x 1-5/8"
36	12	HW-00011	1/4-20 Wing Nut
37	28	HW-00015	1/4-20 x 3/4" Button head screw, zinc plated

DRAWN dfoster		11/22/2011		FIRST 200 Bedford Street, Manchester, NH 03101 (603) 666-3906 -- FAX (603) 666-3907		
CHECKED						
UNLESS OTHERWISE SPECIFIED				TITLE		
TOLERANCES: (INCHES)				Basketball Hoop Assembly		
FRAC.		+/- 1/32		SIZE	DWG NO	REV
.00		+/- .01		C	GE-12096	
.000		+/- .005				
ANGULAR		+/- .25 Deg.		SCALE	SHEET 1 OF 4	

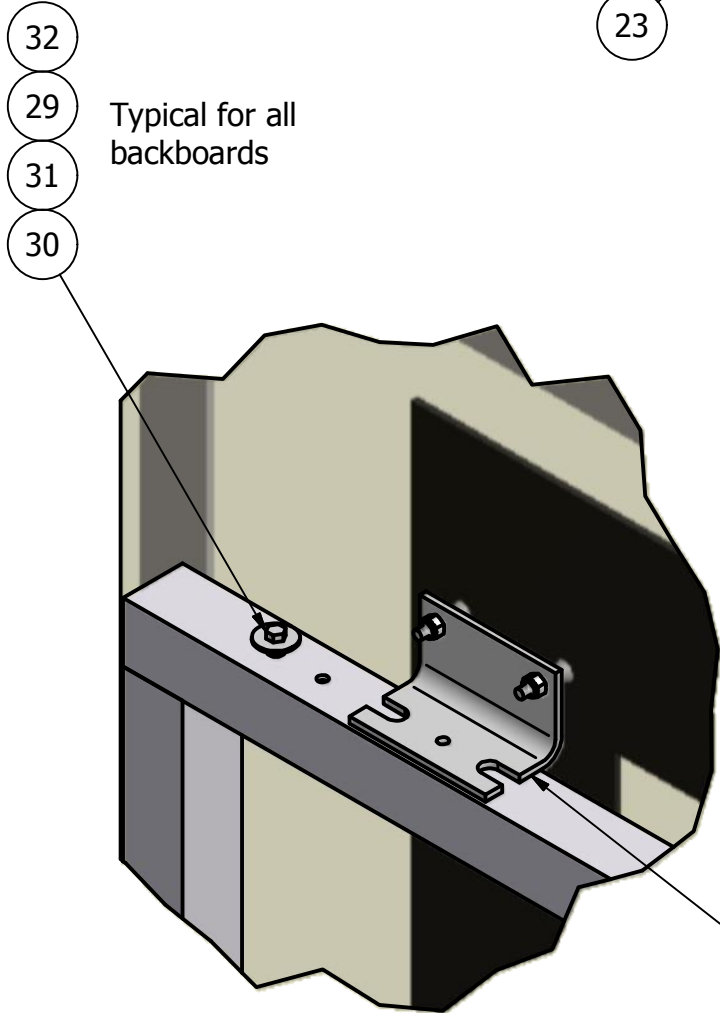


DRAWN dfoster	11/22/2011	FIRST 200 Bedford Street, Manchester, NH 03101 (603) 666-3906 -- FAX (603) 666-3907		
CHECKED				
UNLESS OTHERWISE SPECIFIED		TITLE		
TOLERANCES: (INCHES)		Basketball Hoop Assembly		
FRAC.	+/- 1/32	SIZE	DWG NO	REV
.00	+/- .01	C	GE-12096	
.000	+/- .005	SCALE		
ANGULAR	+/- .25 Deg.			SHEET 2 OF 4



DETAIL F
SCALE 1 / 4

33 Insert Item 33 through the backboard and backboard frame from the front side. There will be two available holes along the bottom edge. Secure with Item 36. Typical for all 4 backboards.

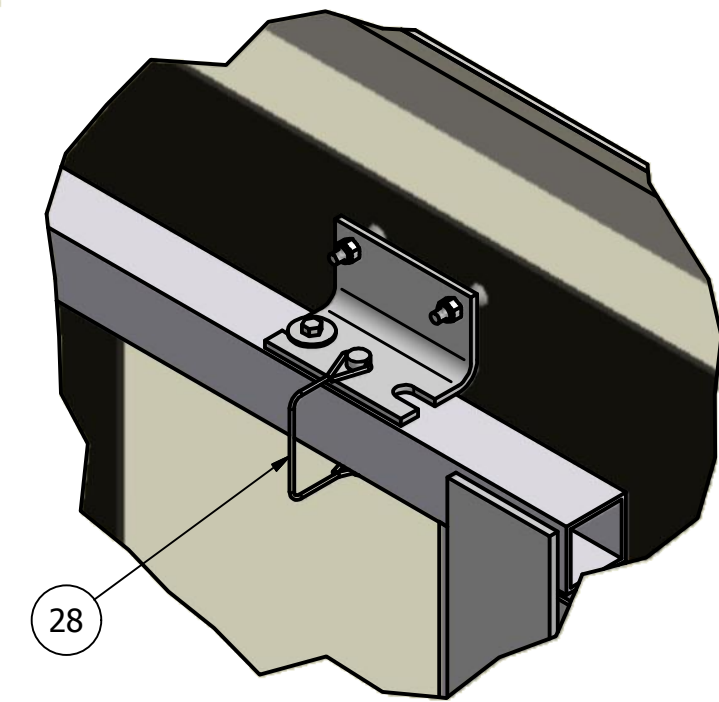


DETAIL A
SCALE 1 / 4

32
29 Typical for all backboards
31
30

Steps for installing the backboards:

1. Rest the angle bracket mounted to the backboard on the aluminum tube of the backboard frame as shown.
2. Slide the backboard over so that the spacer/washer combination on the backboard frame engages with the slot in the angle bracket. At this point the hole in the bracket should line up with a hole in the backboard frame.
3. Secure the backboard by inserting a pin through the bracket and the frame (shown in Detail B). Repeat for both brackets that are mounted to the frame.



DETAIL B
SCALE 1 / 4

DRAWN dfoster	11/22/2011	FIRST 200 Bedford Street, Manchester, NH 03101 (603) 666-3906 -- FAX (603) 666-3907		
CHECKED				
UNLESS OTHERWISE SPECIFIED		TITLE		
TOLERANCES: (INCHES)		Basketball Hoop Assembly		
FRAC.	+/- 1/32	SIZE	DWG NO	REV
.00	+/- .01	C	GE-12096	
.000	+/- .005	SCALE	SHEET 3 OF 4	
ANGULAR	+/- .25 Deg.			

4

3

2

1

D

D

C

C

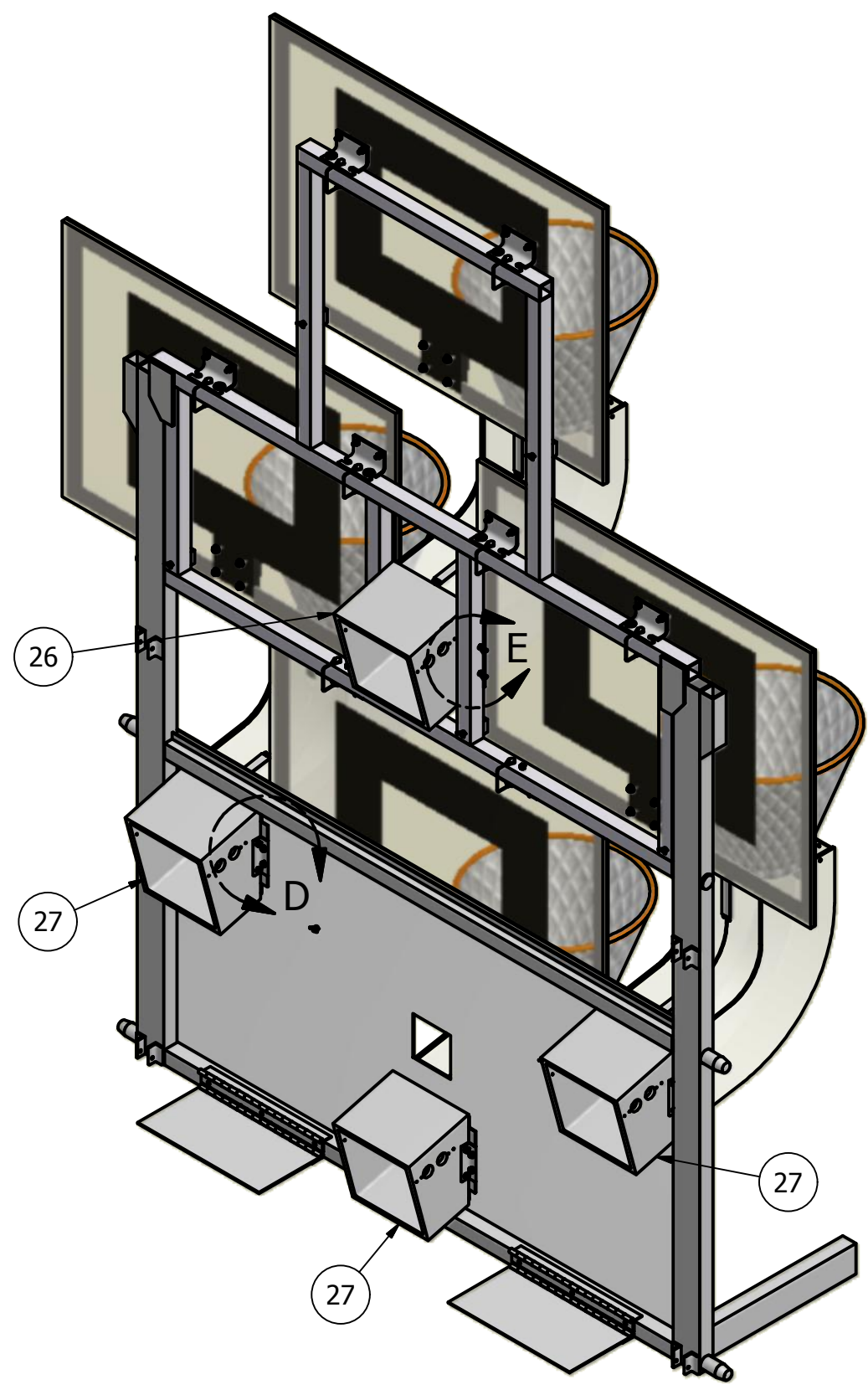
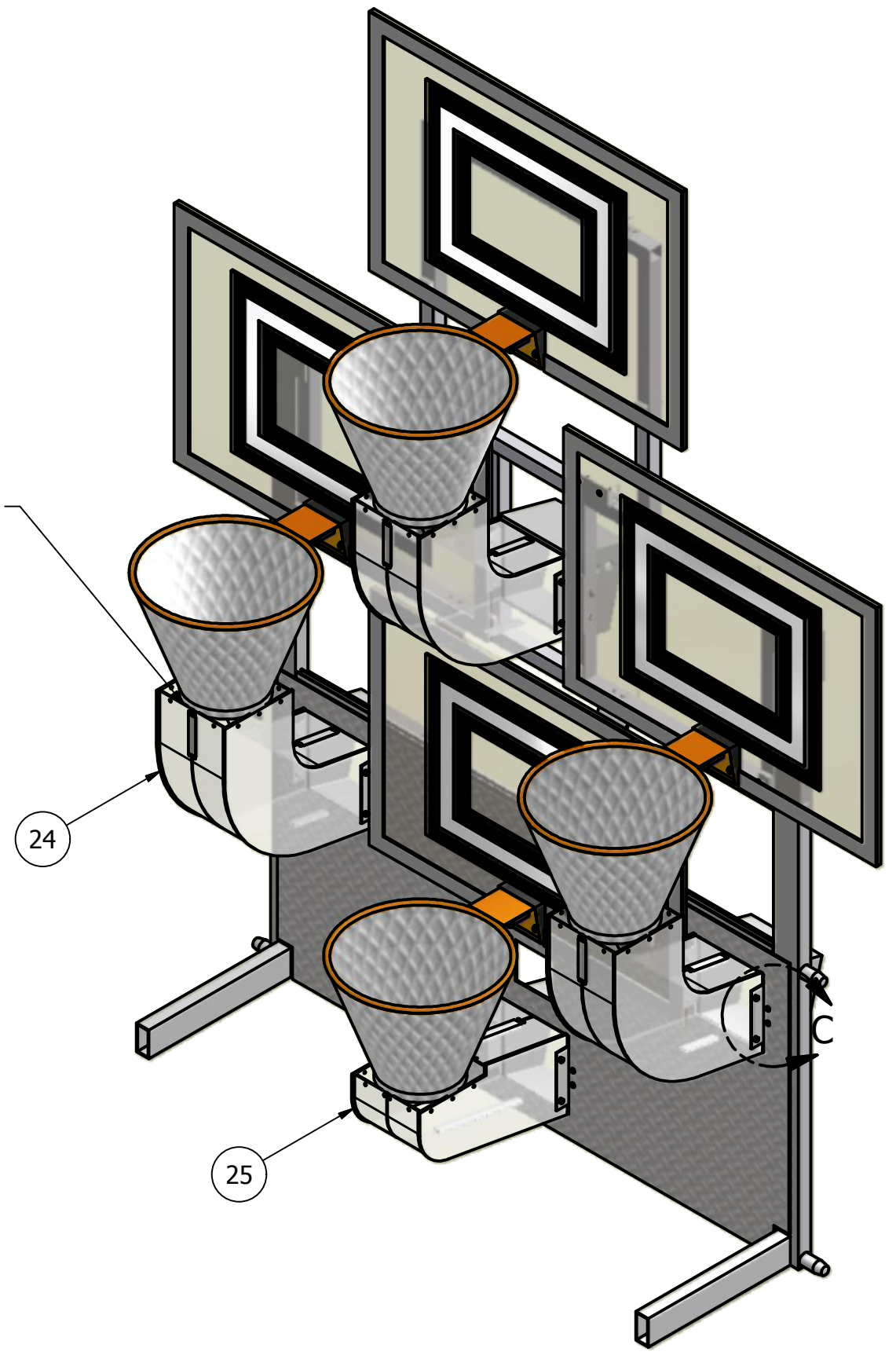
B

B

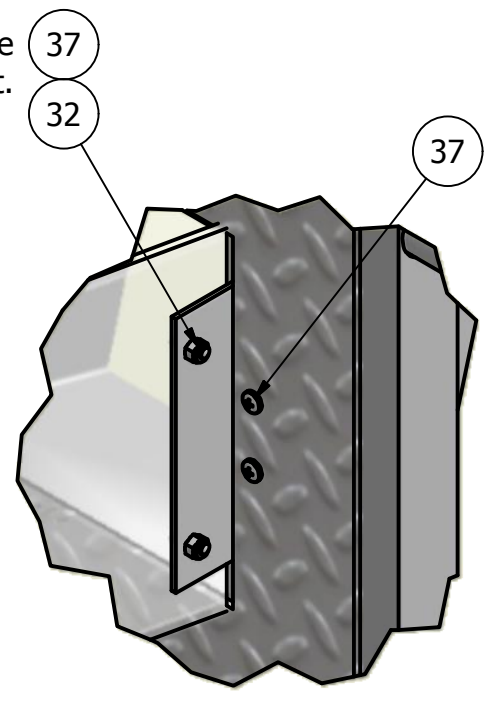
A

A

Zip tie the net to the available holes on the chute assemblies.

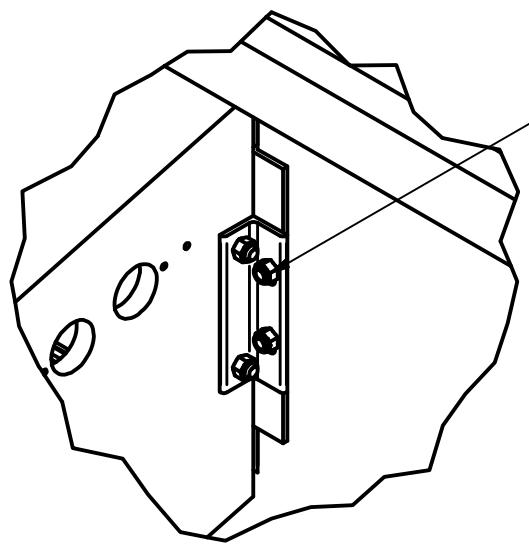


Typical for all chute attachment.



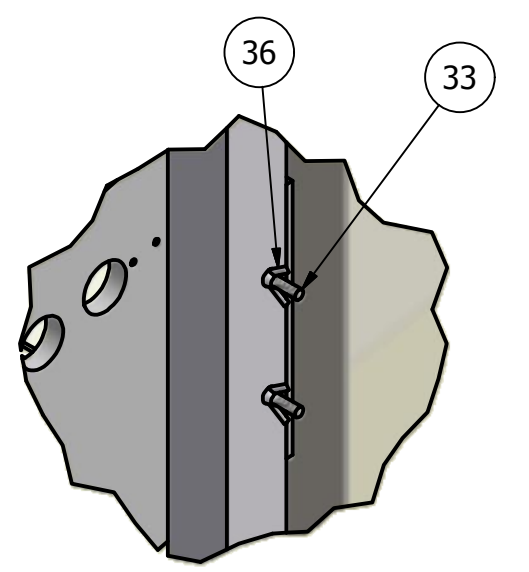
DETAIL C
SCALE 1 / 4

Typical for the bottom three sensor boxes



DETAIL D
SCALE 1 / 4

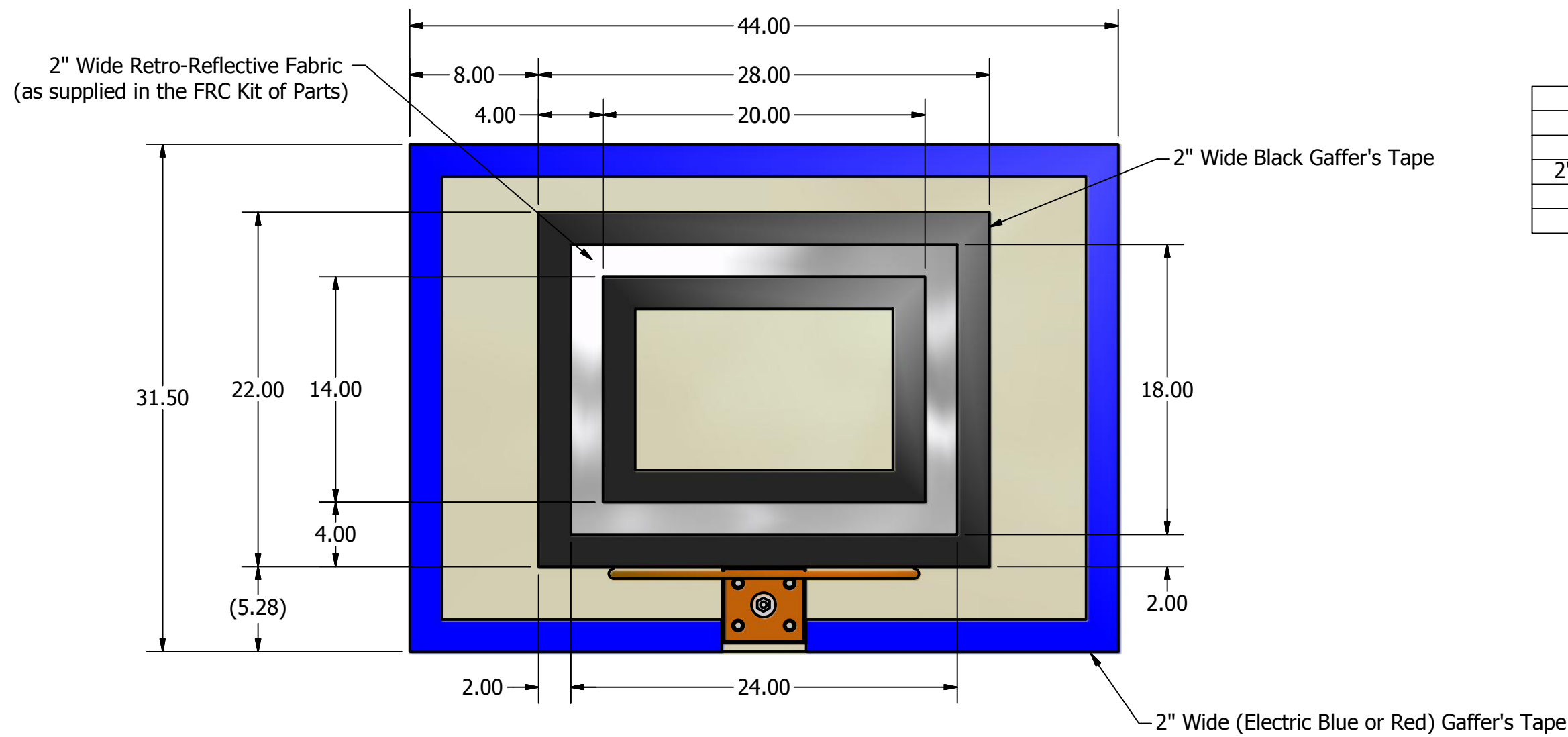
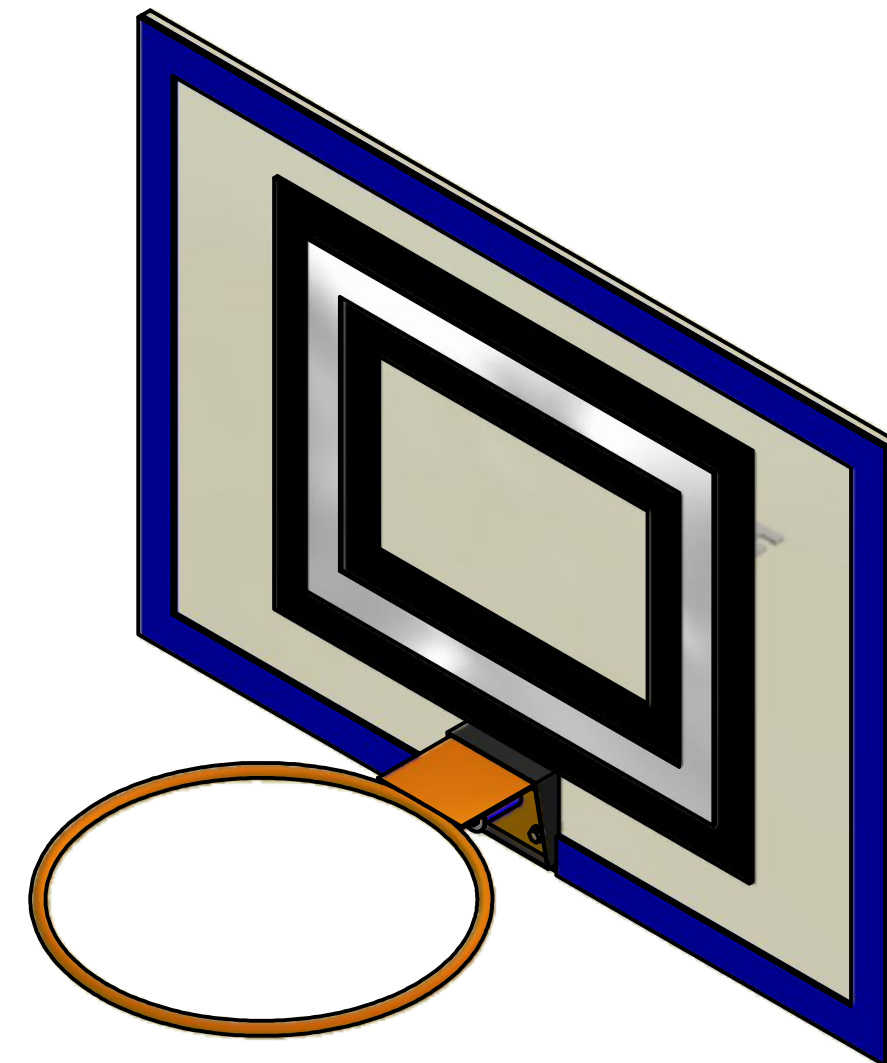
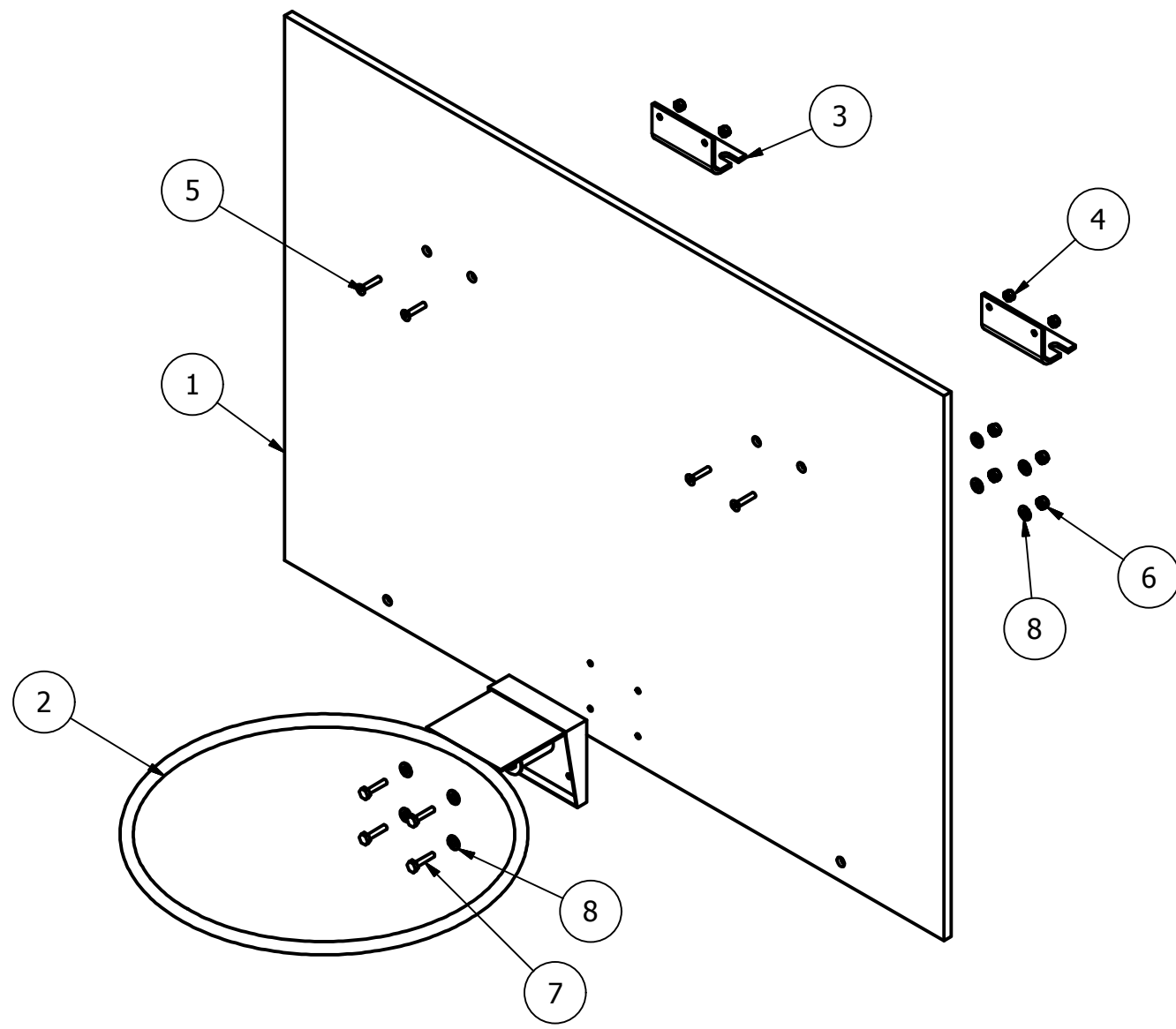
Typical for the bottom three sensor boxes



DETAIL E
SCALE 1 / 4

DRAWN dfoster	11/22/2011
CHECKED	
UNLESS OTHERWISE SPECIFIED	
TOLERANCES: (INCHES)	
FRAC.	+/- 1/32
.00	+/- .01
.000	+/- .005
ANGULAR	+/- .25 Deg.

FIRST		
200 Bedford Street, Manchester, NH 03101 (603) 666-3906 -- FAX (603) 666-3907		
TITLE Basketball Hoop Assembly		
SIZE C	DWG NO GE-12096	REV
SCALE	SHEET 4 OF 4	



Tape Usage	
Description	Required
Retro-Reflective	84"
2" Red or Electric Blue Gaffer's Tape	151"
2" Black Gaffer's Tape	168"
2" Wide Double Sided Tape	84"

PARTS LIST			
ITEM	QTY	PART NUMBER	DESCRIPTION
1	1	GE-12012	Backboard, Top
2	1	GE-12013	Basketball Hoop
3	2	GE-12073	Bracket, Backboard
4	4	HW-00002	Nut, Lock 1/4-20
5	4	HW-00013	1/4-20 x 1-1/4" Flat head screw, zinc plated
6	4	HW-00033	Nut, Nylock 5/16-18 Zinc Plate
7	4	HW-00037	Hex head bolt 5/16-18 x 1-1/4"
8	8	HW-00039	Washer, Flat 5/16"

- Note:
1. Retro-reflective vision target material: Reflexite GP020, 50mm
 2. Vision target material can be held on to the backboard by any high quality double sided tape.

DRAWN dfoster	11/22/2011	FIRST 200 Bedford Street, Manchester, NH 03101 (603) 666-3906 -- FAX (603) 666-3907	
CHECKED			
UNLESS OTHERWISE SPECIFIED		TITLE	
TOLERANCES: (INCHES)		Backboard Assembly, Top	
FRAC.	+/- 1/32	SIZE	DWG NO
.00	+/- .01	C	GE-12098
.000	+/- .005	SCALE	REV
ANGULAR	+/- .25 Deg.		
		SHEET 1 OF 1	

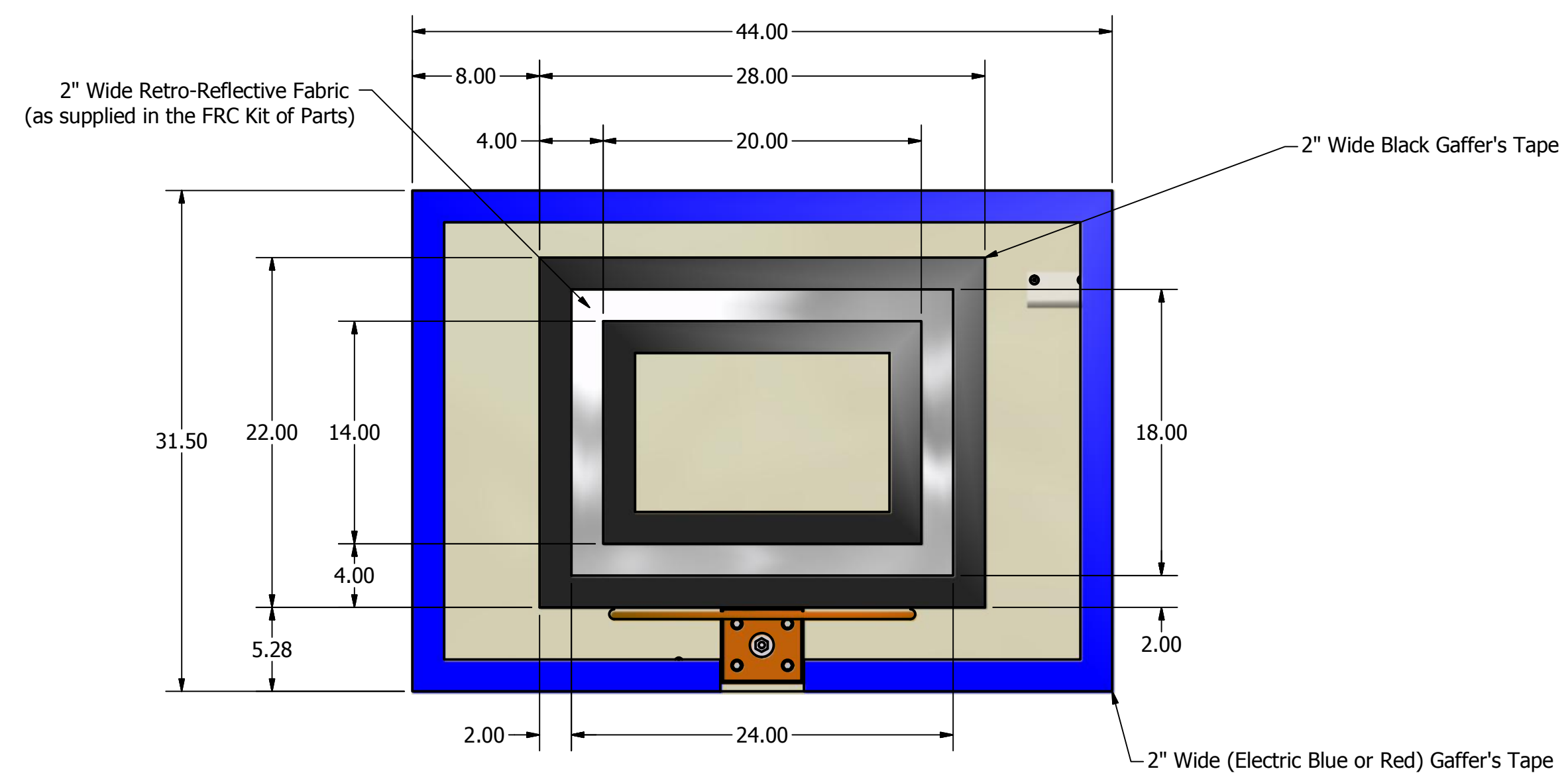
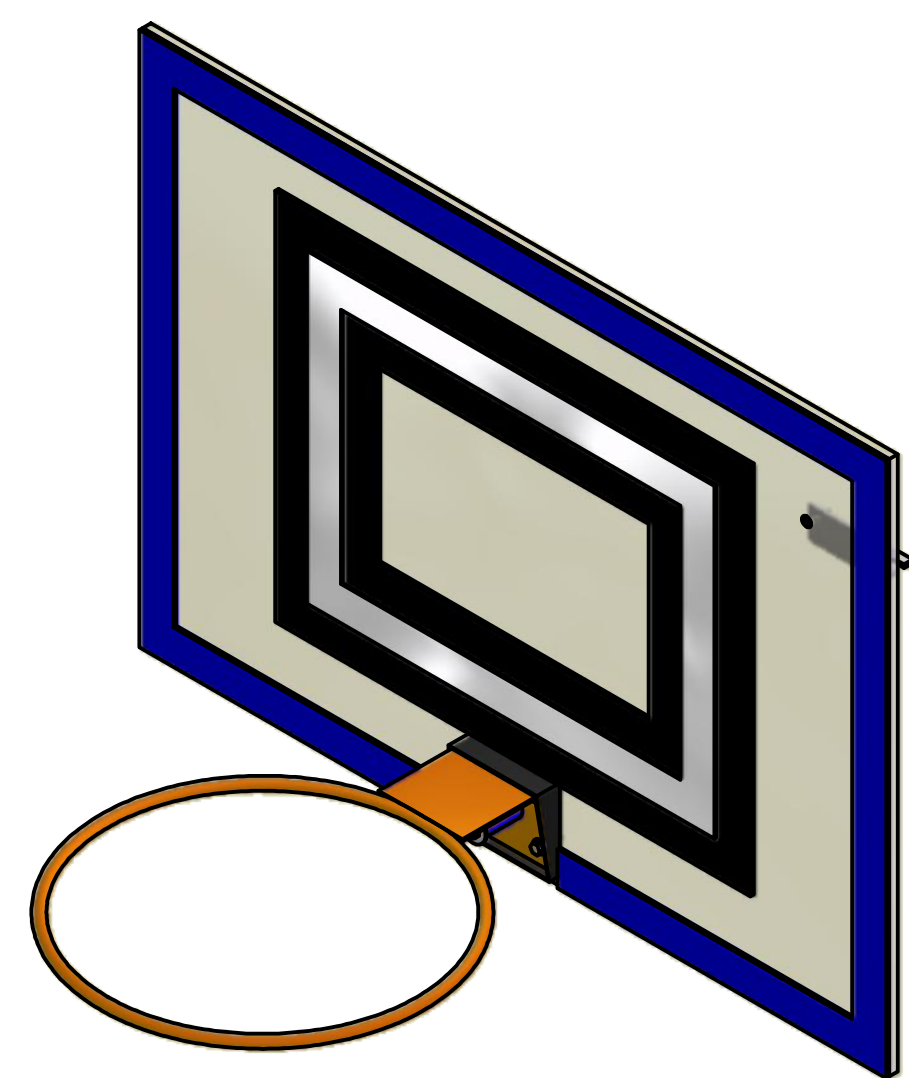
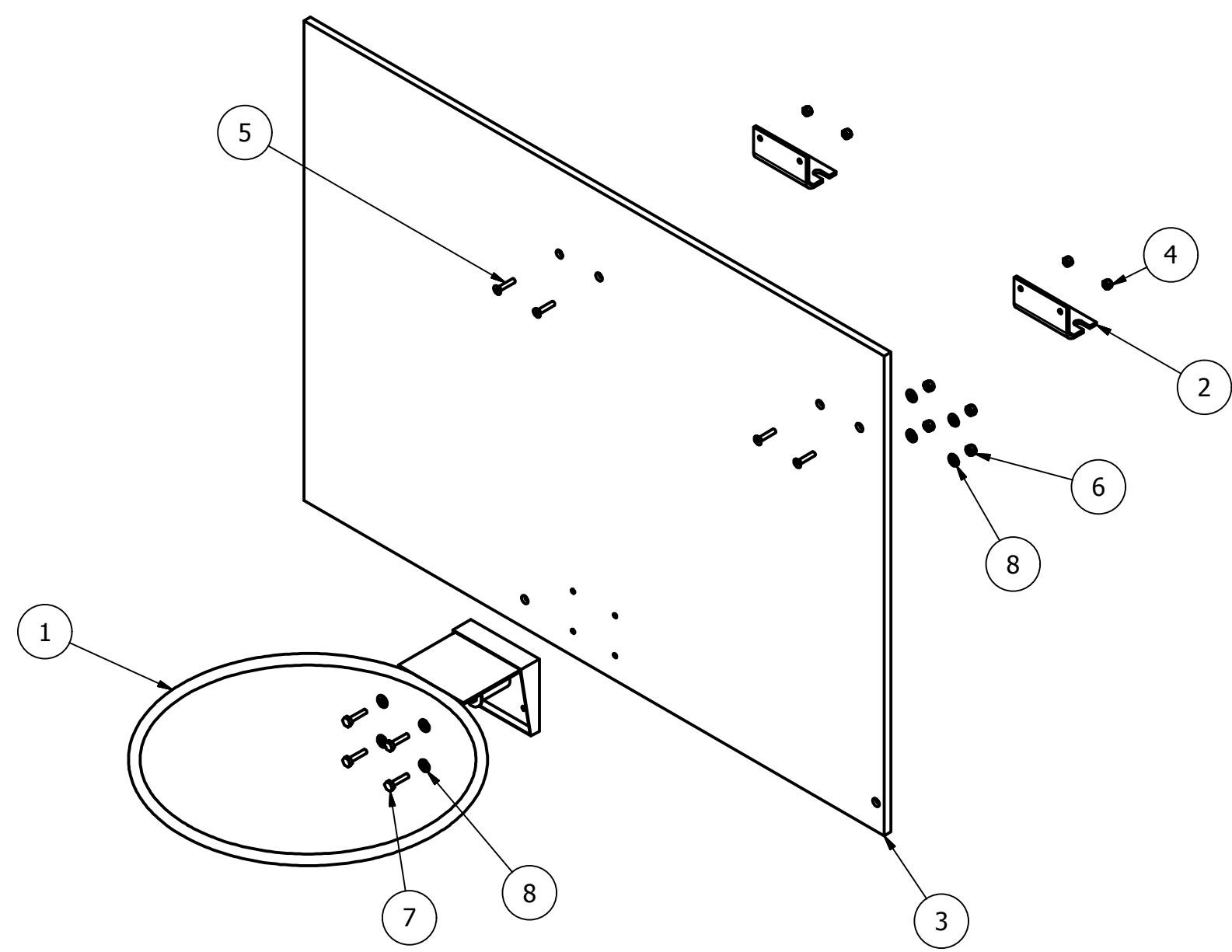
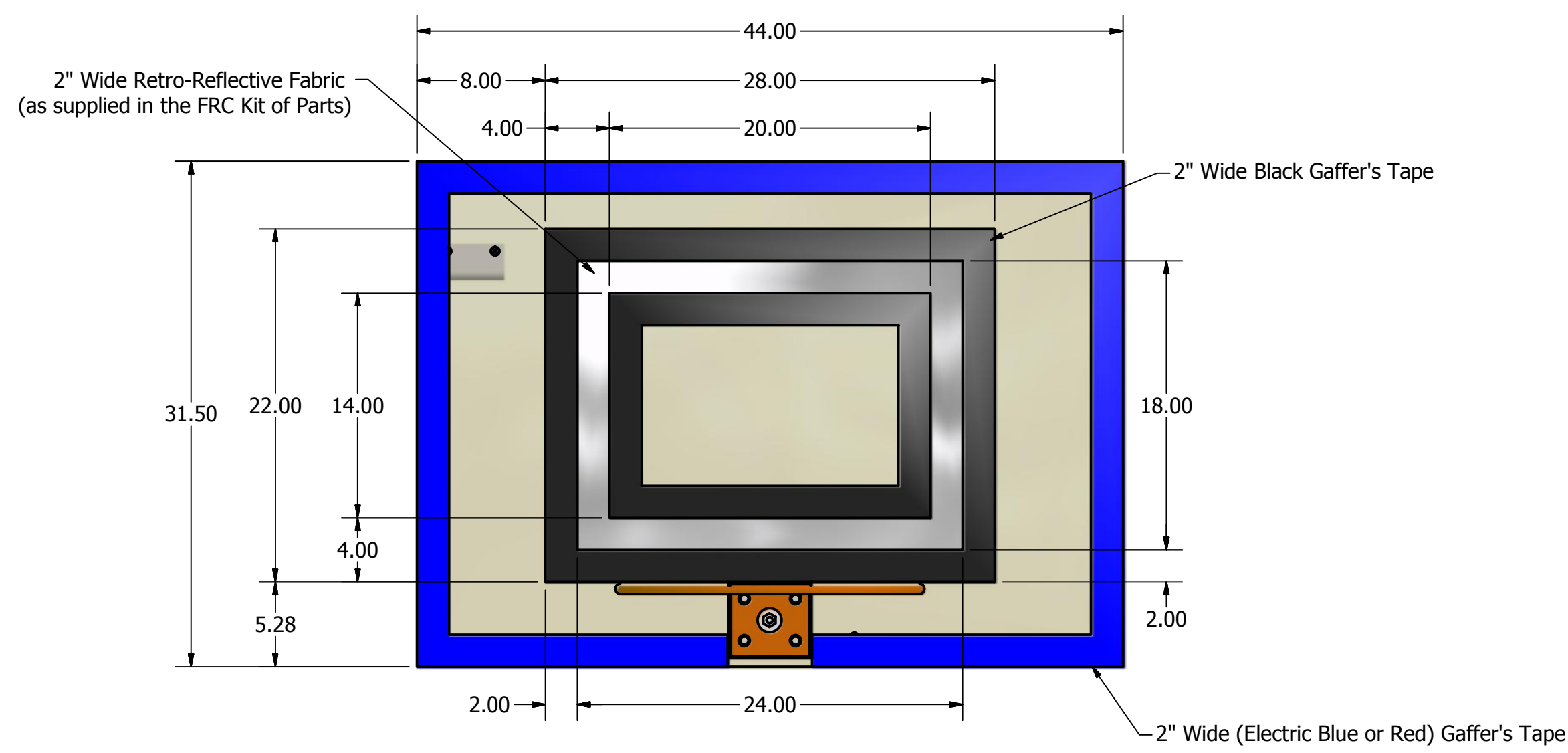
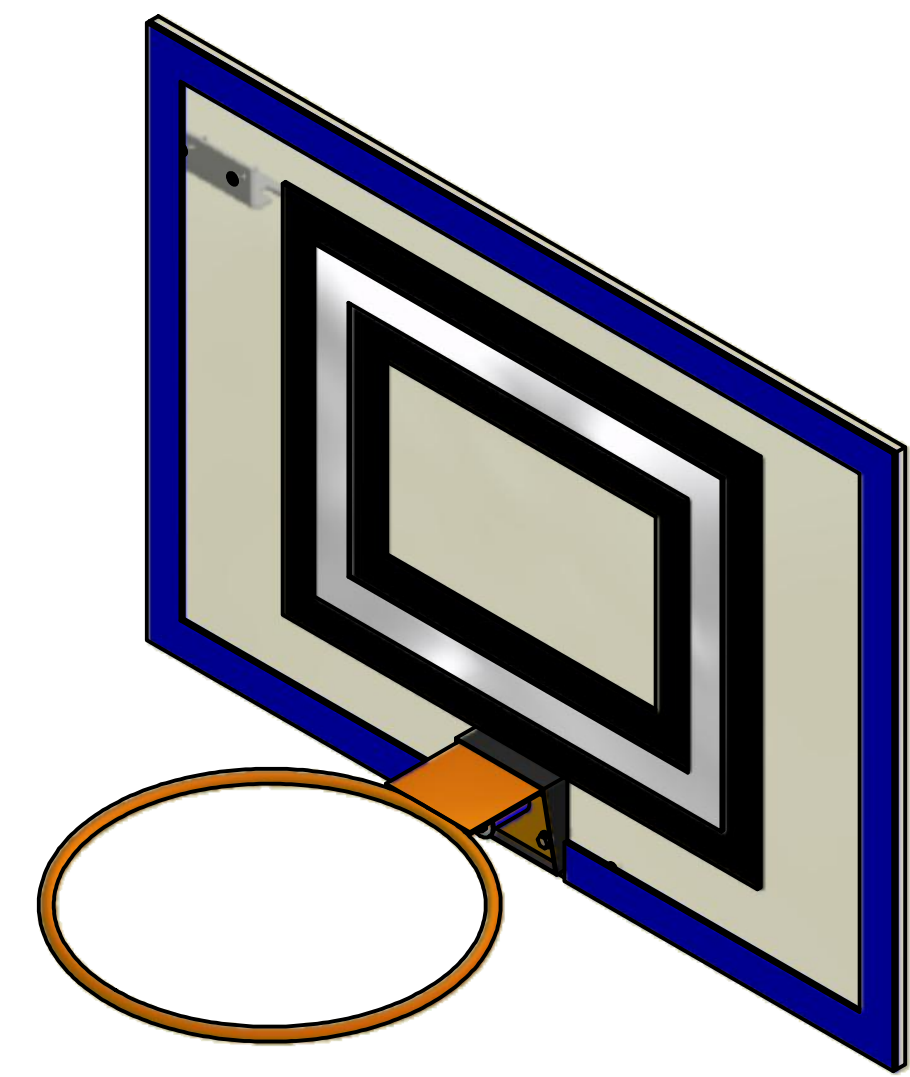
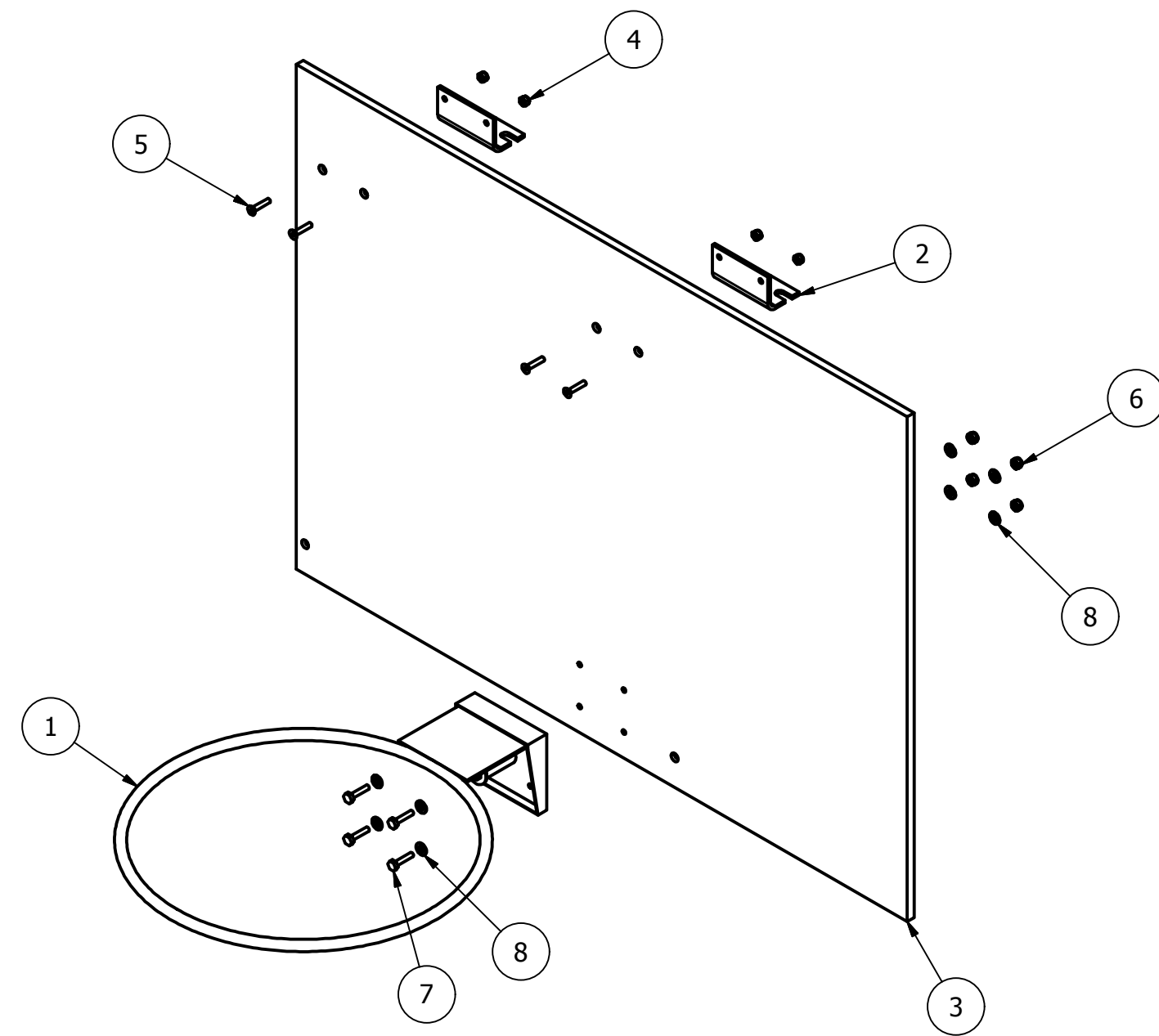


TABLE	
Description	Required
Retro-Reflective	84"
2" Red or Electric Blue Gaffer's Tape	151"
2" Black Gaffer's Tape	168"
2" Wide Double Sided Tape	84"

PARTS LIST			
ITEM	QTY	PART NUMBER	DESCRIPTION
1	1	GE-12013	Basketball Hoop
2	2	GE-12073	Bracket, Backboard
3	1	GE-12075	Backboard, Left
4	4	HW-00002	Nut, Lock 1/4-20
5	4	HW-00013	1/4-20 x 1-1/4" Flat head screw, zinc plated
6	4	HW-00033	Nut, Nylock 5/16-18 Zinc Plate
7	4	HW-00037	Hex head bolt 5/16-18 x 1-1/4"
8	8	HW-00039	Washer, Flat 5/16"

- Note:
1. Retro-reflective vision target material: Reflexite GP020, 50mm
 2. Vision target material can be held on to the backboard by any high quality double sided tape.

DRAWN dfoster	11/22/2011	FIRST 200 Bedford Street, Manchester, NH 03101 (603) 666-3906 -- FAX (603) 666-3907	
CHECKED			
UNLESS OTHERWISE SPECIFIED TOLERANCES: (INCHES)		TITLE Backboard Assembly, Left	
FRAC.	+/- 1/32	SIZE C	DWG NO GE-12099
.00	+/- .01	SCALE	REV
.000	+/- .005		
ANGULAR	+/- .25 Deg.		
		SHEET 1 OF 1	

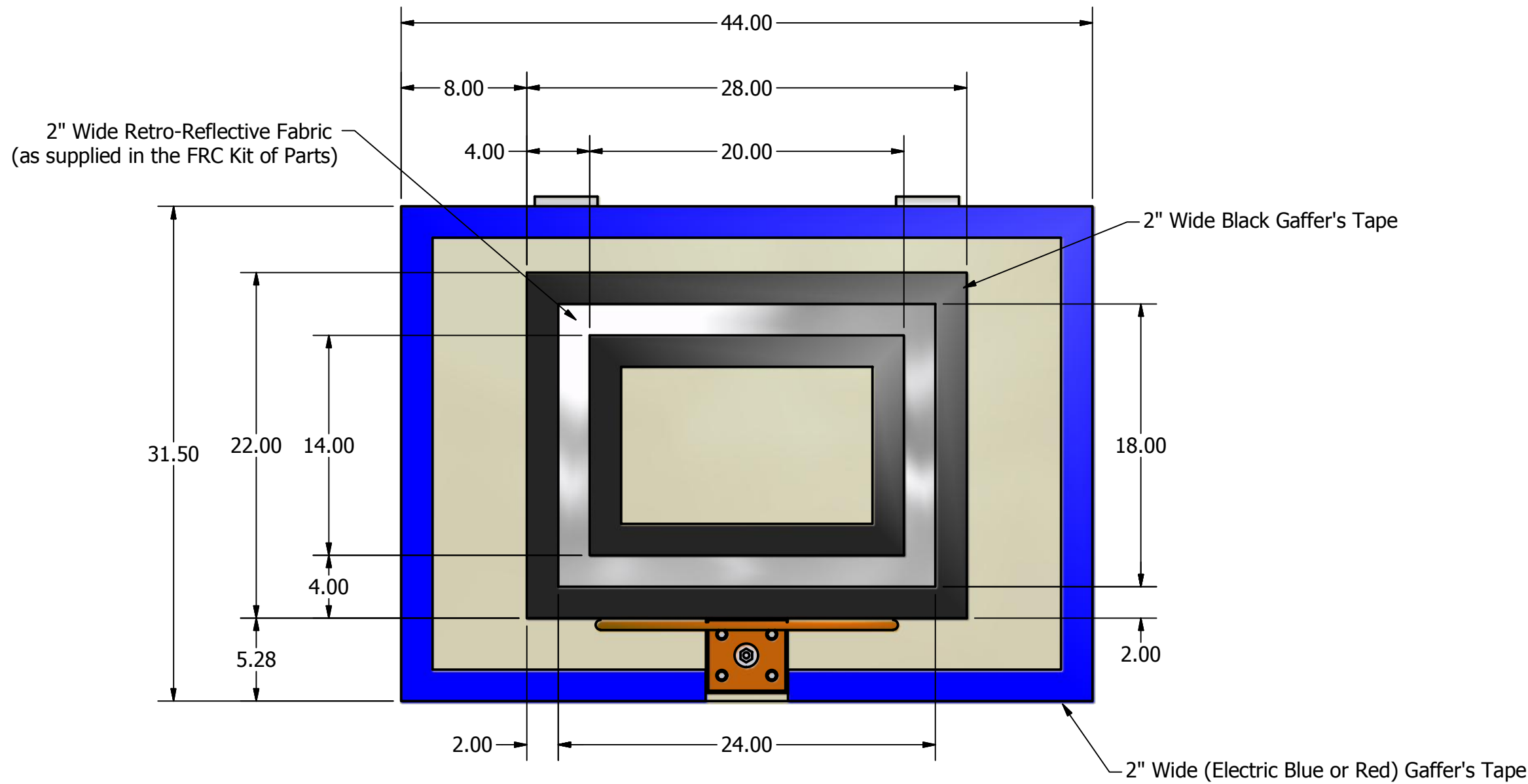
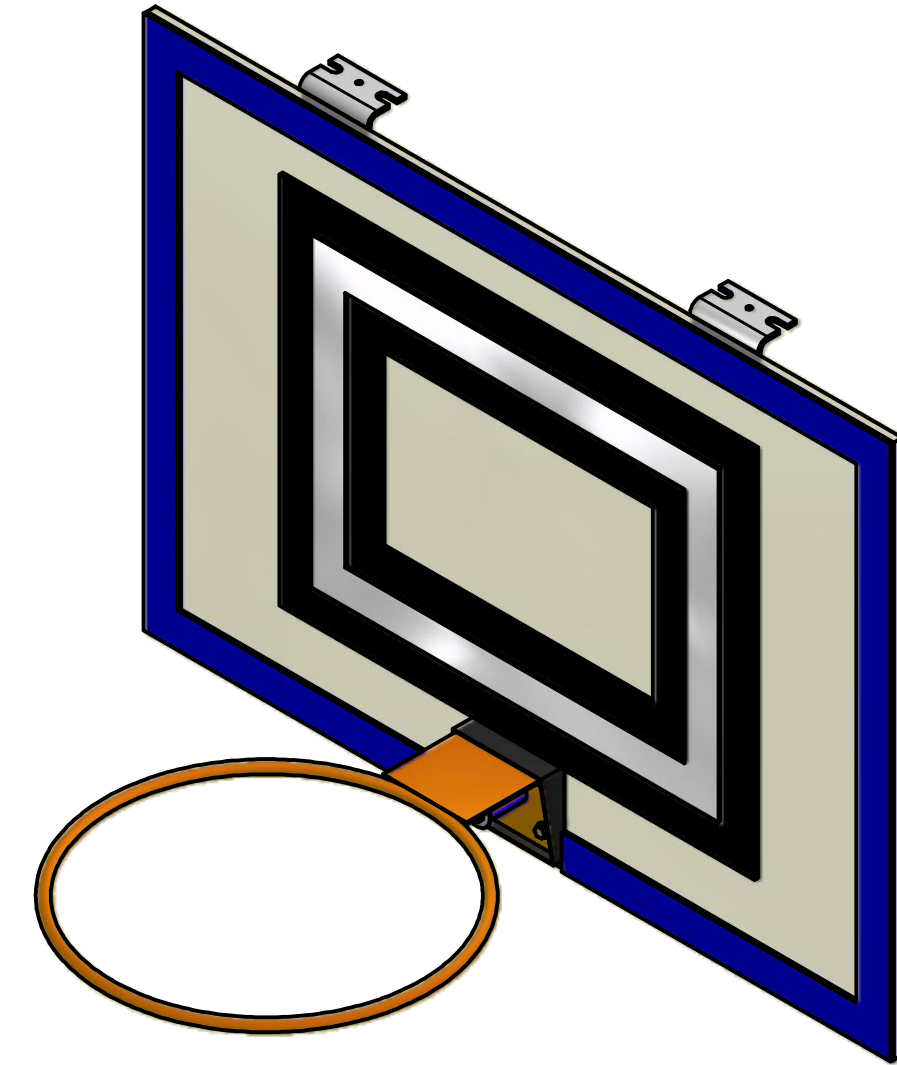
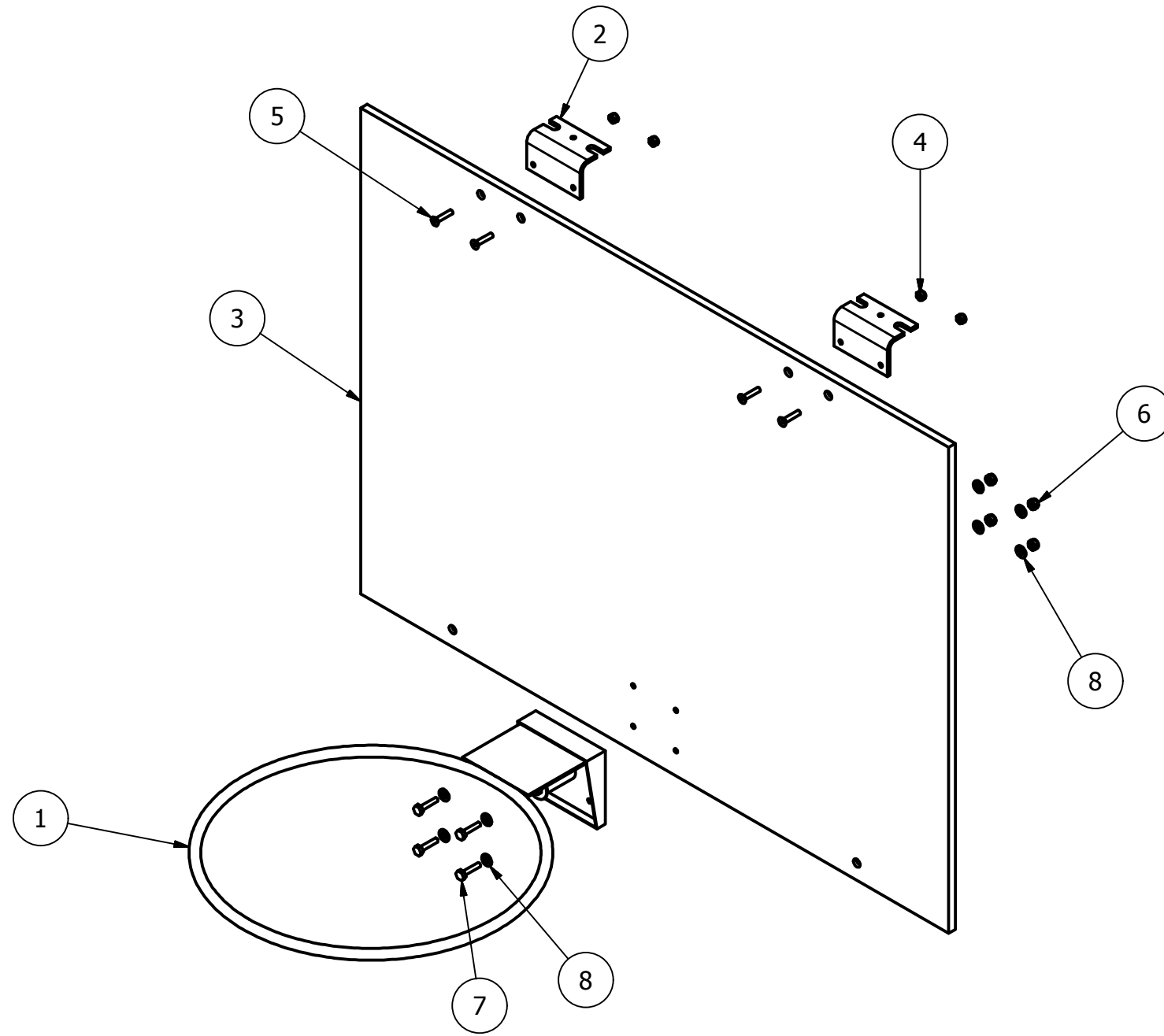


- Note:
1. Retro-reflective vision target material: Reflexite GP020, 50mm
 2. Vision target material can be held on to the backboard by any high quality double sided tape.

TABLE	
Description	Required
Retro-Reflective	84"
2" Red or Electric Blue Gaffer's Tape	151"
2" Black Gaffer's Tape	168"
2" Wide Double Sided Tape	84"

PARTS LIST			
ITEM	QTY	PART NUMBER	DESCRIPTION
1	1	GE-12013	Basketball Hoop
2	2	GE-12073	Bracket, Backboard
3	1	GE-12074	Backboard, Right
4	4	HW-00002	Nut, Lock 1/4-20
5	4	HW-00013	1/4-20 x 1-1/4" Flat head screw, zinc plated
6	4	HW-00033	Nut, Nylock 5/16-18 Zinc Plate
7	4	HW-00037	Hex head bolt 5/16-18 x 1-1/4"
8	8	HW-00039	Washer, Flat 5/16"

DRAWN dfoster	11/22/2011	FIRST 200 Bedford Street, Manchester, NH 03101 (603) 666-3906 -- FAX (603) 666-3907		
CHECKED				
UNLESS OTHERWISE SPECIFIED		TITLE		
TOLERANCES: (INCHES)		Backboard Assembly, Right		
FRAC.	+/- 1/32	SIZE	DWG NO	REV
.00	+/- .01	C	GE-12100	
.000	+/- .005	SCALE		
ANGULAR	+/- .25 Deg.			SHEET 1 OF 1



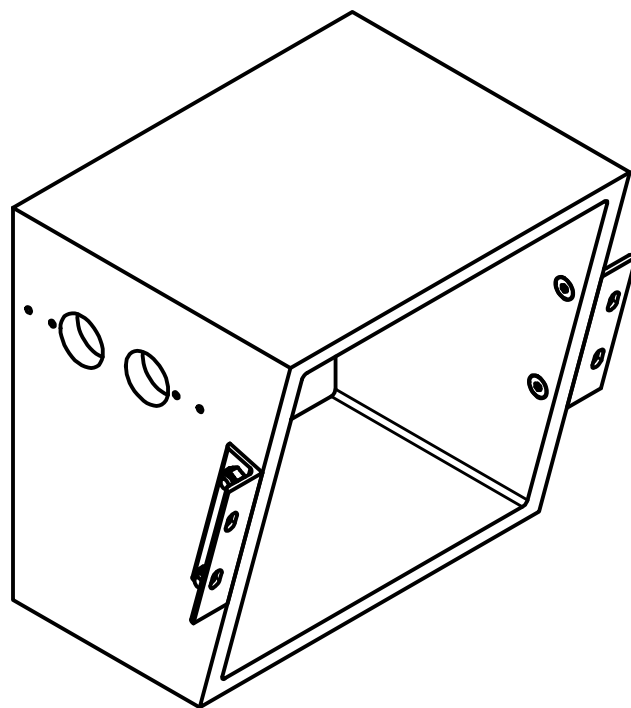
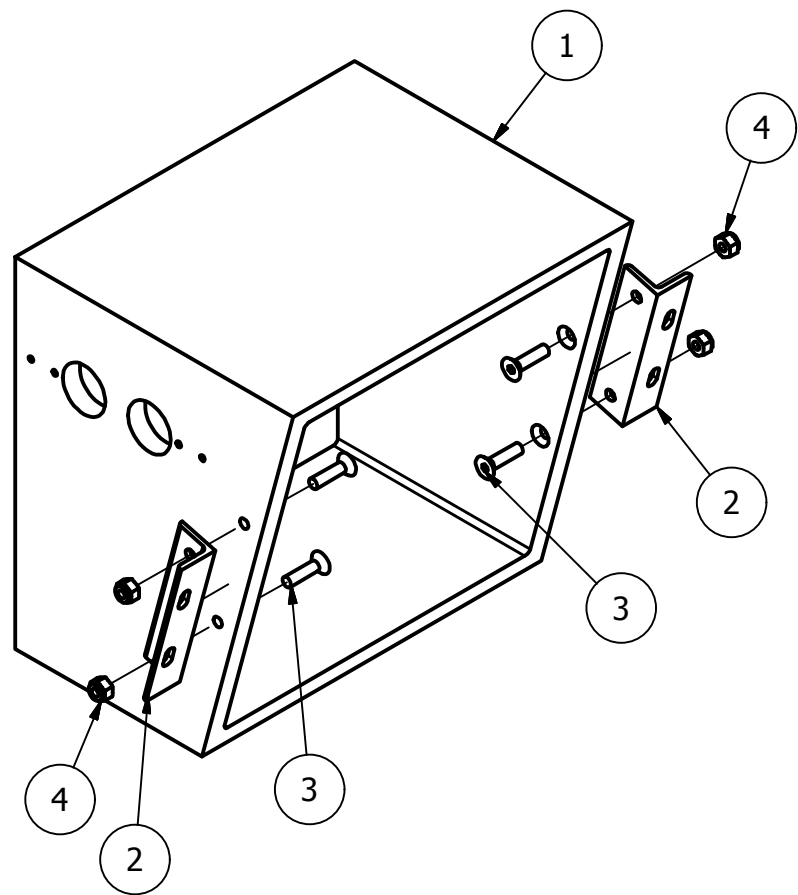
Note:

1. Retro-reflective vision target material: Reflexite GP020, 50mm
2. Vision target material can be held on to the backboard by any high quality double sided tape.

TABLE	
Description	Required
Retro-Reflective	84"
2" Red or Electric Blue Gaffer's Tape	151"
2" Black Gaffer's Tape	168"
2" Wide Double Sided Tape	84"

PARTS LIST			
ITEM	QTY	PART NUMBER	DESCRIPTION
1	1	GE-12013	Basketball Hoop
2	2	GE-12073	Bracket, Backboard
3	1	GE-12076	Backboard, Bottom
4	4	HW-00002	Nut, Lock 1/4-20
5	4	HW-00013	1/4-20 x 1-1/4" Flat head screw, zinc plated
6	4	HW-00033	Nut, Nylock 5/16-18 Zinc Plate
7	4	HW-00037	Hex head bolt 5/16-18 x 1-1/4"
8	8	HW-00039	Washer, Flat 5/16"

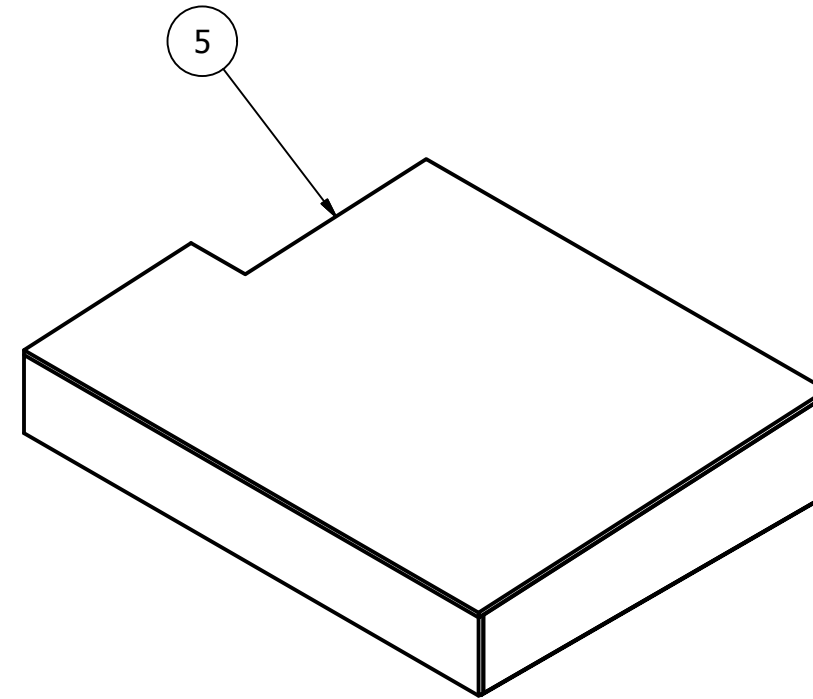
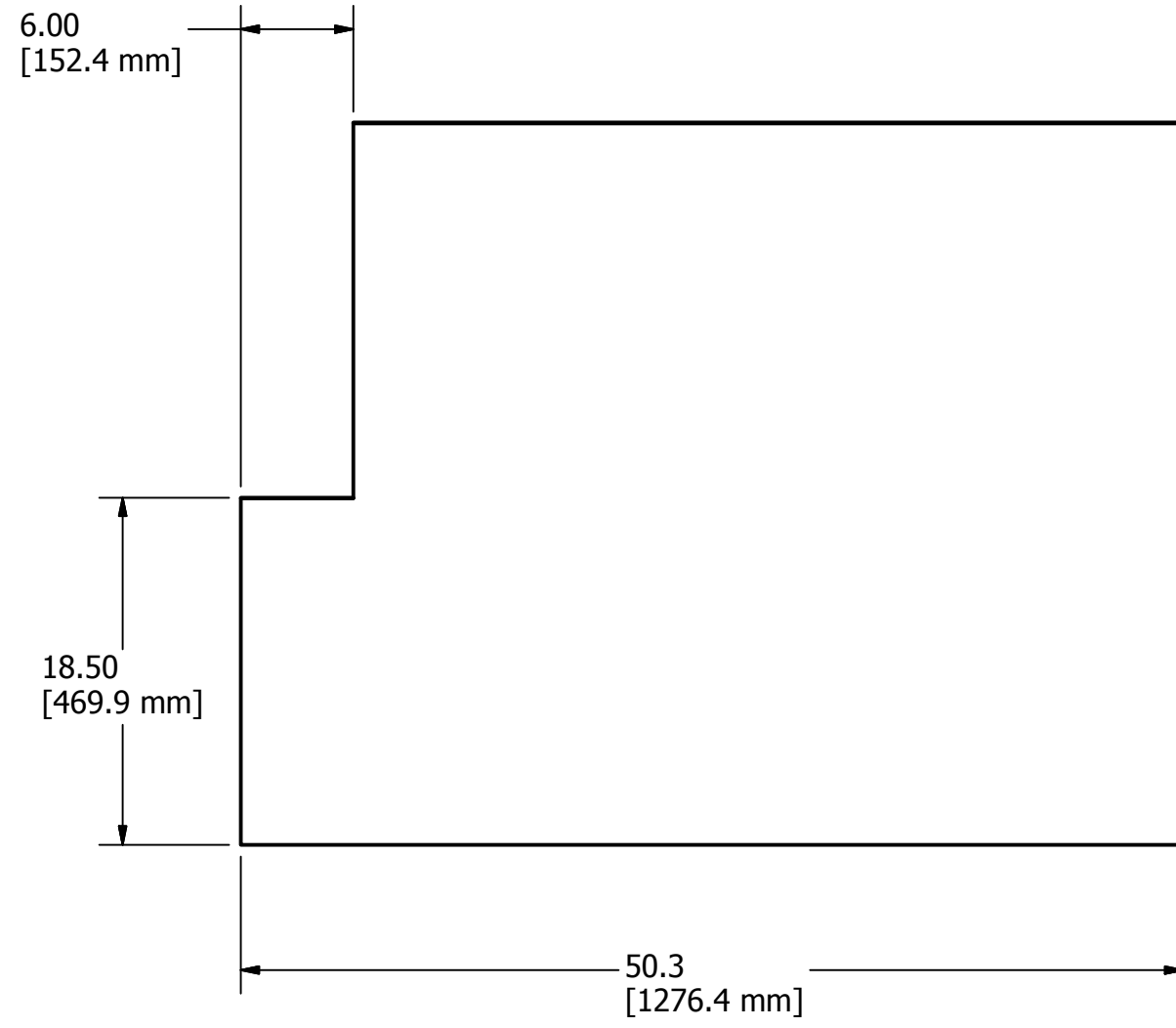
DRAWN dfoster	11/22/2011	FIRST 200 Bedford Street, Manchester, NH 03101 (603) 666-3906 -- FAX (603) 666-3907	
CHECKED			
UNLESS OTHERWISE SPECIFIED TOLERANCES: (INCHES)		TITLE	
FRAC.	+/- 1/32	Backboard Assembly, Bottom	
.00	+/- .01		
.000	+/- .005	SIZE	DWG NO
ANGULAR	+/- .25 Deg.	C	GE-12101
		SCALE	REV
			1



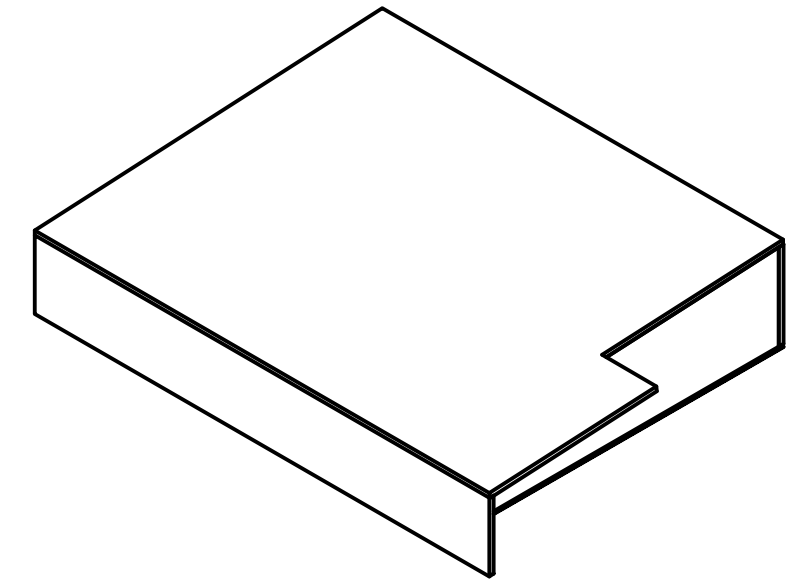
PARTS LIST			
ITEM	QTY	PART NUMBER	DESCRIPTION
1	1	GE-12059	Sensor Box
2	2	GE-12102	Angle, Sensor Bracket
3	4	HW-00074	FHCS 1/4-20 x 1"
4	4	HW-00002	Nut, Lock 1/4-20

DRAWN dfoster		11/20/2011		200 Bedford Street, Manchester, NH 03101 (603) 666-3906 -- FAX (603) 666-3907	
CHECKED					
UNLESS OTHERWISE SPECIFIED				TITLE Sensor Box Assembly	
TOLERANCES: (INCHES)					
FRAC.	+/- 1/32				
.00	+/- .01				
.000	+/- .005			SIZE B	DWG NO GE-12102
ANGULAR	+/- .25 Deg.			SCALE	REV
					SHEET 1 OF 1

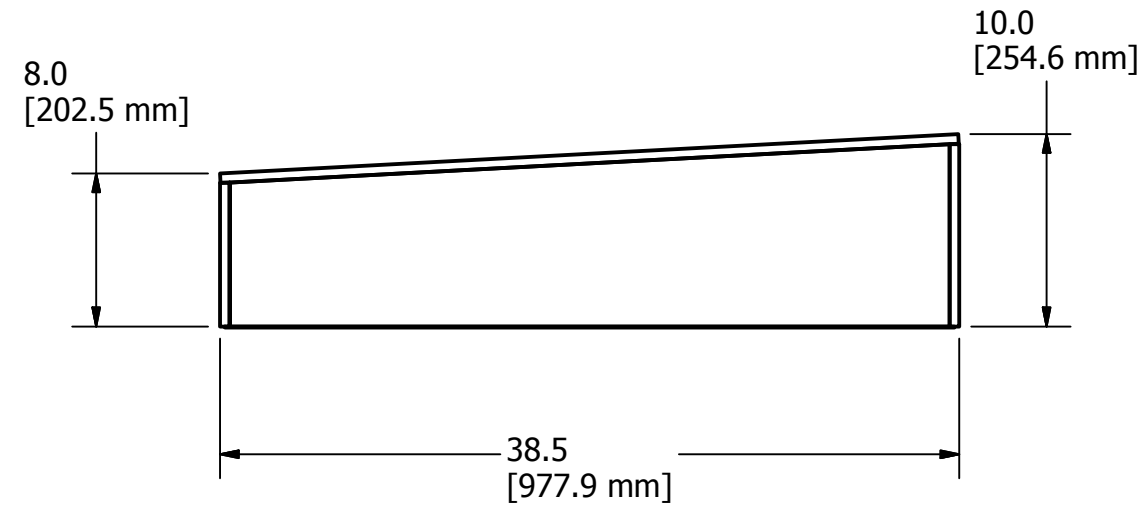

REVISION HISTORY				
ZONE	REV	DESCRIPTION	DATE	APPROVED
Sheet 3, D-2	1	Added cutout to item 4	1/4/2012	DAF



Right Side Version



Left Side Version



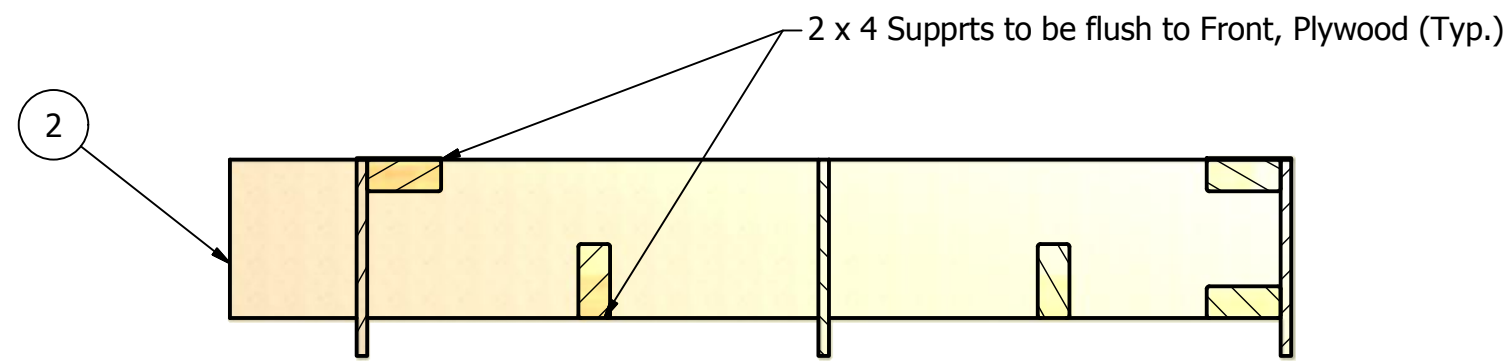
Resources		
Number	Description	Qty.
1	1/2 thick Plywood	1 Sheet
2	2" x 4" x 8' Pine Lumber	3

PARTS LIST			
ITEM	QTY	PART NUMBER	DESCRIPTION
1	3	GE-12103-01	Side, Plywood
2	1	GE-12103-02	Front, Plywood
3	5	GE-12103-03	Brace, 2x4
4	1	GE-12103-04	Back, Plywood
5	1	GE-12103-05	Top, Plywood
6	2	GE-12103-06	4" Hook Velcro, Adhesive Backed

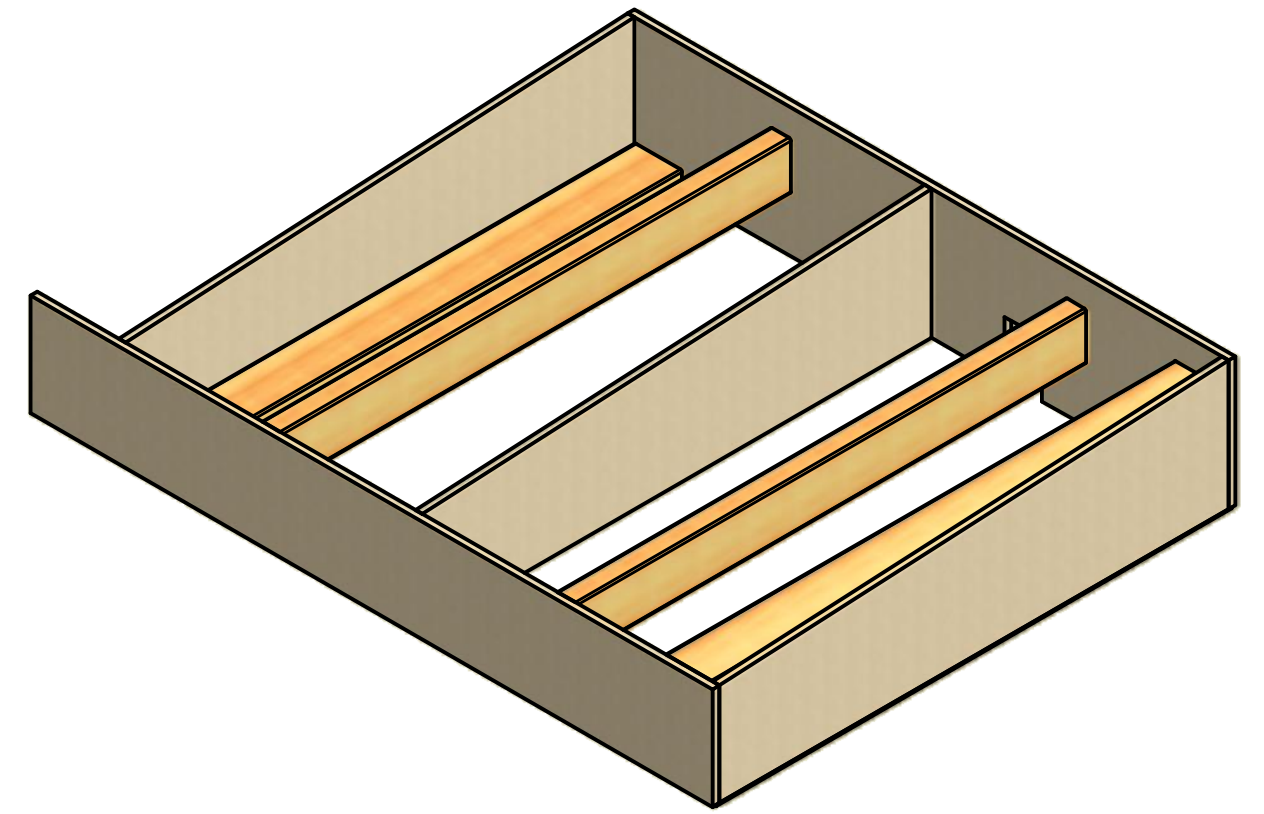
Notes:

1. Use glue and wood screws as required for assembly.

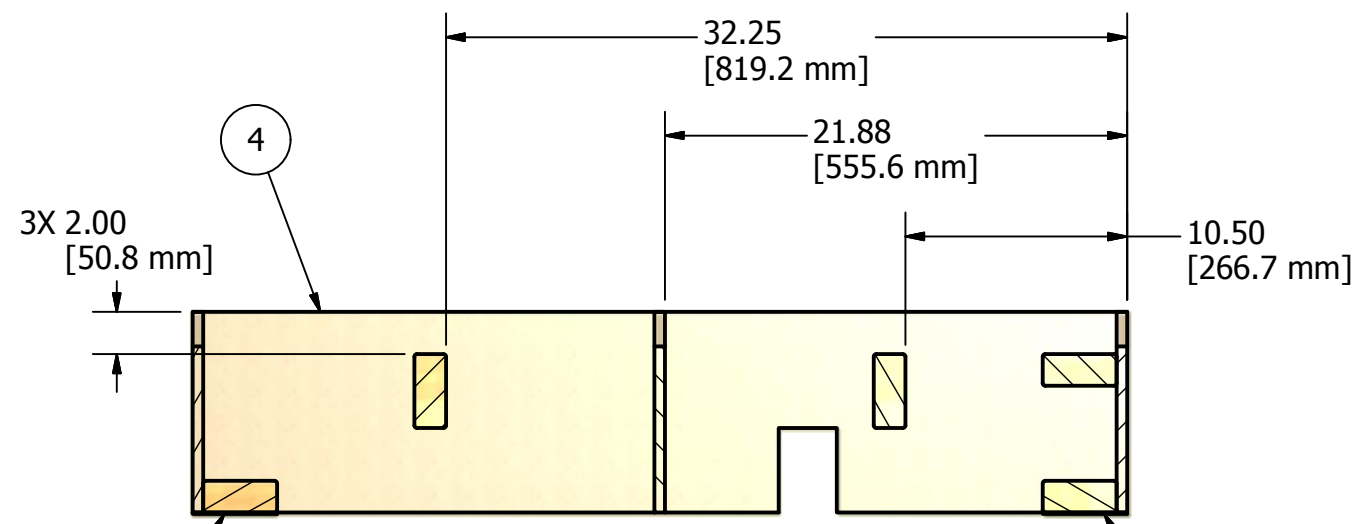
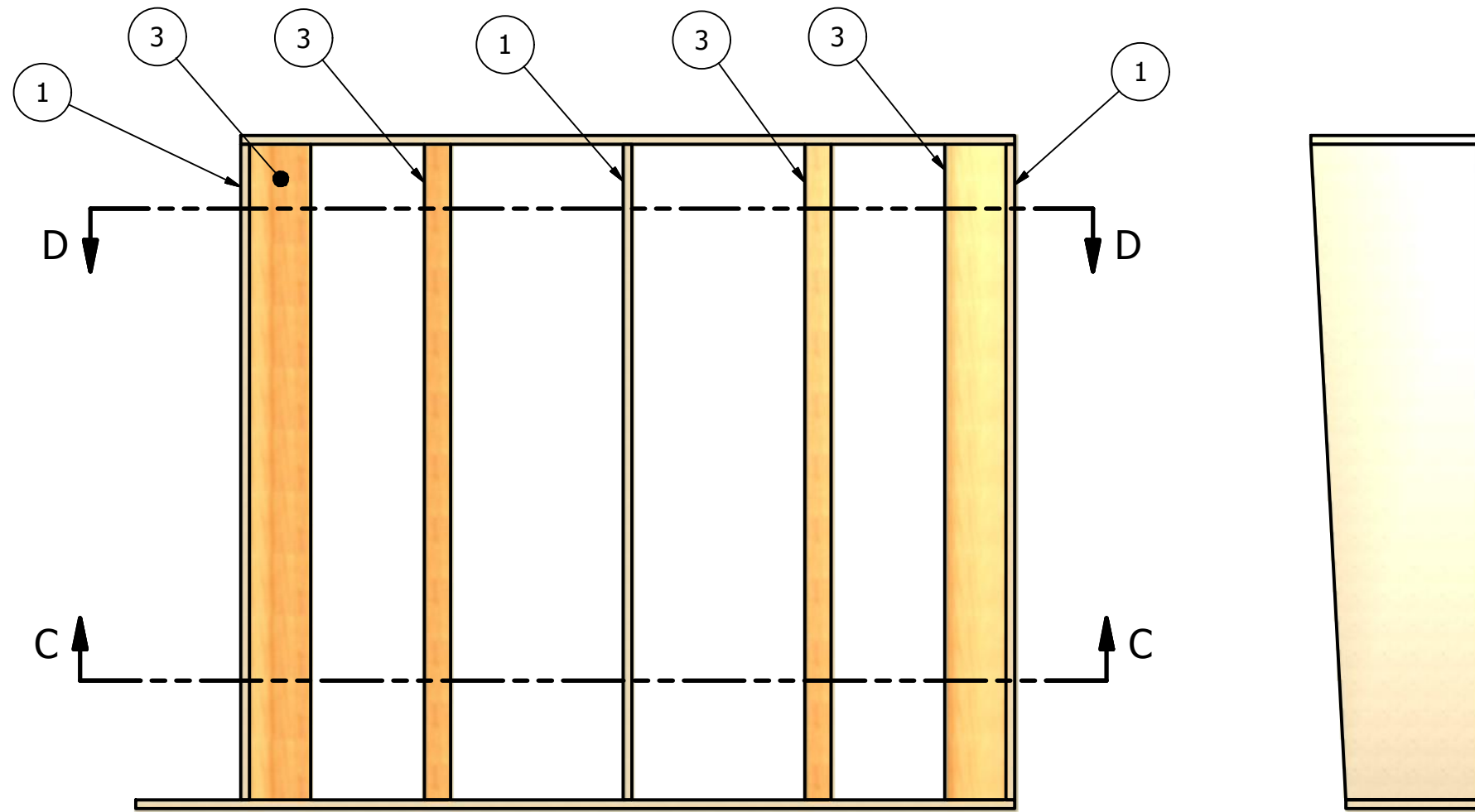
DRAWN dfoster		11/27/2011		FIRST 200 Bedford Street, Manchester, NH 03101 (603) 666-3906 -- FAX (603) 666-3907	
CHECKED					
UNLESS OTHERWISE SPECIFIED TOLERANCES: (INCHES)				TITLE	
FRAC.	+/- 1/32		Fender Assembly		
.00	+/- .01		SIZE	DWG NO	REV
.000	+/- .005		C	GE-12103	1
ANGULAR	+/- .25 Deg.		SCALE	SHEET 1 OF 3	



SECTION D-D
SCALE 0.11 : 1



Note: Top is hidden for clarity of support structure.



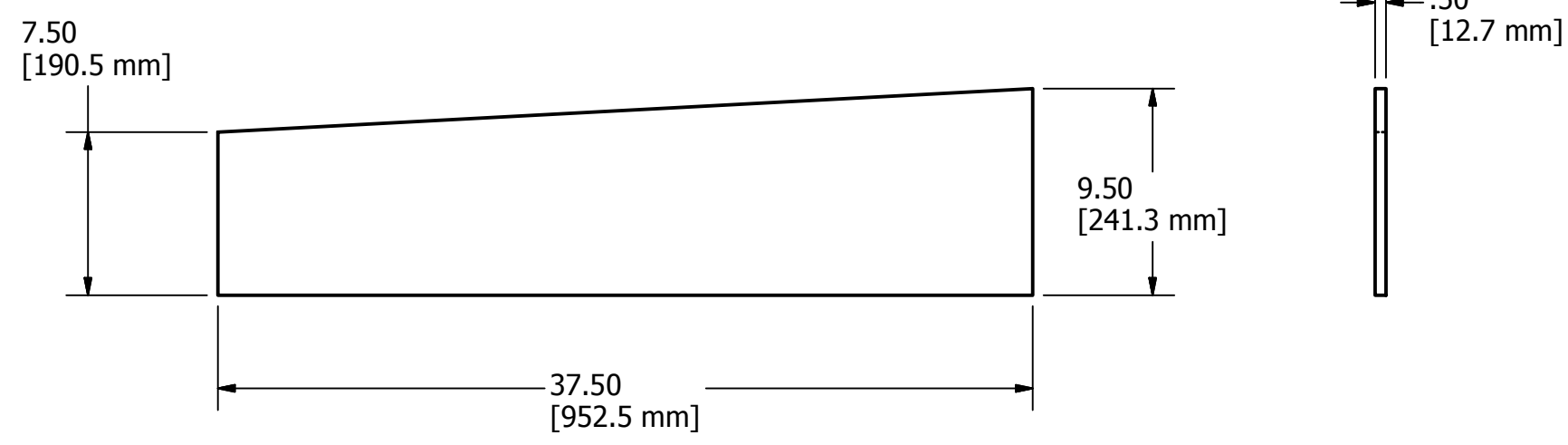
SECTION C-C
SCALE 0.11 : 1

Item 6 to be adhered and stapled to the entire length of the 2 x 4 support.

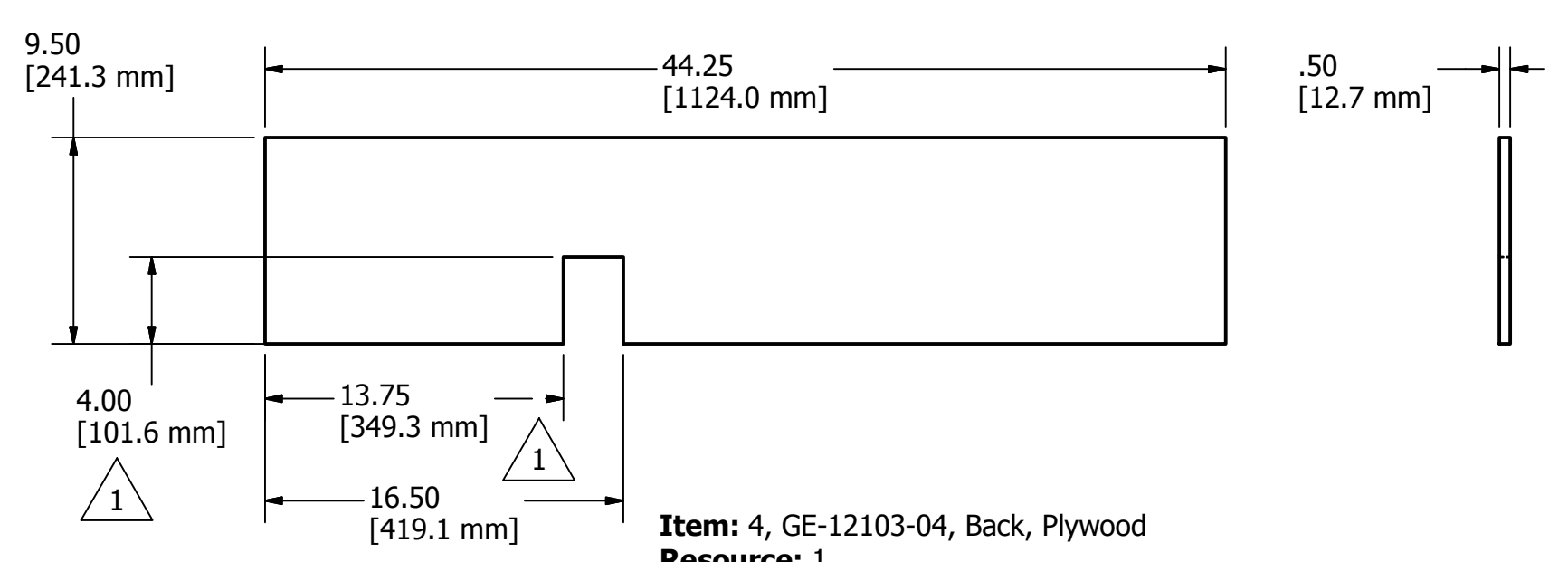
Item 6 to be adhered and stapled to the entire length of the 2 x 4 support.

DRAWN dfoster	11/27/2011	FIRST 200 Bedford Street, Manchester, NH 03101 (603) 666-3906 -- FAX (603) 666-3907		
CHECKED				
UNLESS OTHERWISE SPECIFIED TOLERANCES: (INCHES)		TITLE Fender Assembly		
FRAC.	+/- 1/32	SIZE	DWG NO	REV
.00	+/- .01	C	GE-12103	1
.000	+/- .005	SCALE	SHEET 2 OF 3	
ANGULAR	+/- .25 Deg.			

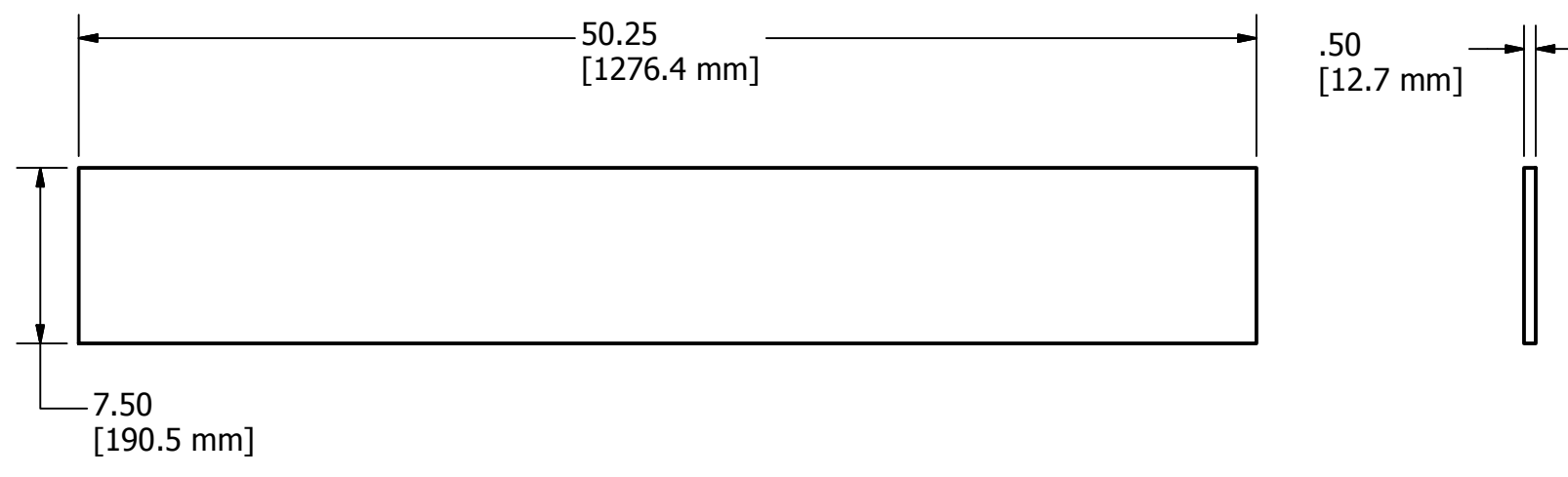
REVISION HISTORY				
ZONE	REV	DESCRIPTION	DATE	APPROVED
Sheet 3, D-2	1	Added cutout to item 4	1/4/2012	DAF



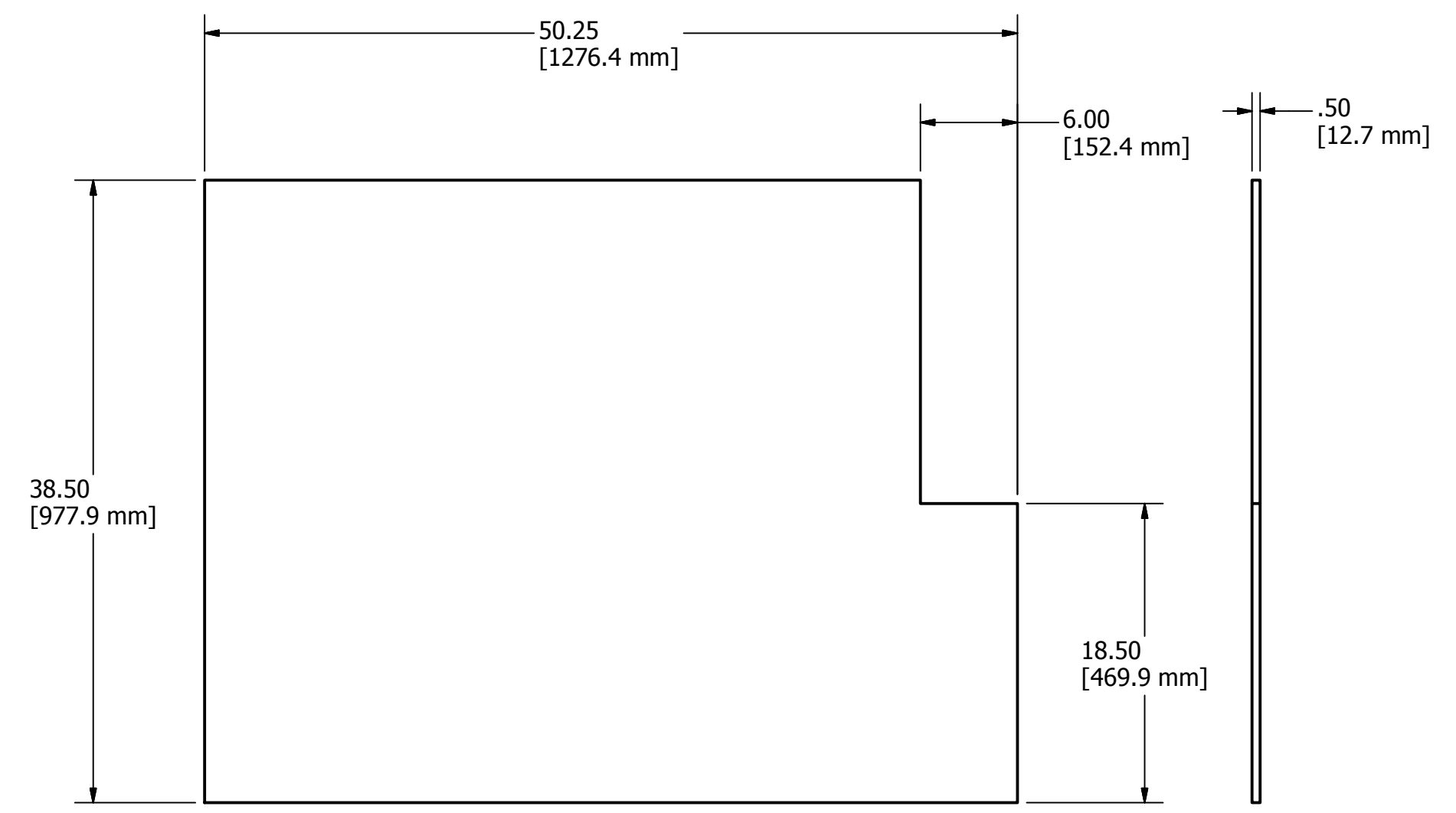
Item: 1, GE-12103-01, Side, Plywood
Resource: 1
Scale: 1:8
Quantity: 3




Item: 4, GE-12103-04, Back, Plywood
Resource: 1
Scale: 1:8
Quantity: 1



Item: 2, GE-12103-02, Front, Plywood
Resource: 1
Scale: 1:8
Quantity: 1



Item: 5, GE-12103-05, Side, Plywood
Resource: 1
Scale: 1:8
Quantity: 1



Item: 3, GE-12103-03, Support, 2 x 4
Resource: 2
Scale: 1:4
Quantity: 5

DRAWN dfoster	11/27/2011	FIRST 200 Bedford Street, Manchester, NH 03101 (603) 666-3906 -- FAX (603) 666-3907		
CHECKED				
UNLESS OTHERWISE SPECIFIED TOLERANCES: (INCHES)		TITLE Fender Assembly		
FRAC.	+/- 1/32	SIZE C	DWG NO GE-12103	REV 1
.00	+/- .01	SCALE		
.000	+/- .005	SHEET 3 OF 3		
ANGULAR	+/- .25 Deg.			

Manufacturer: On Deck Sports

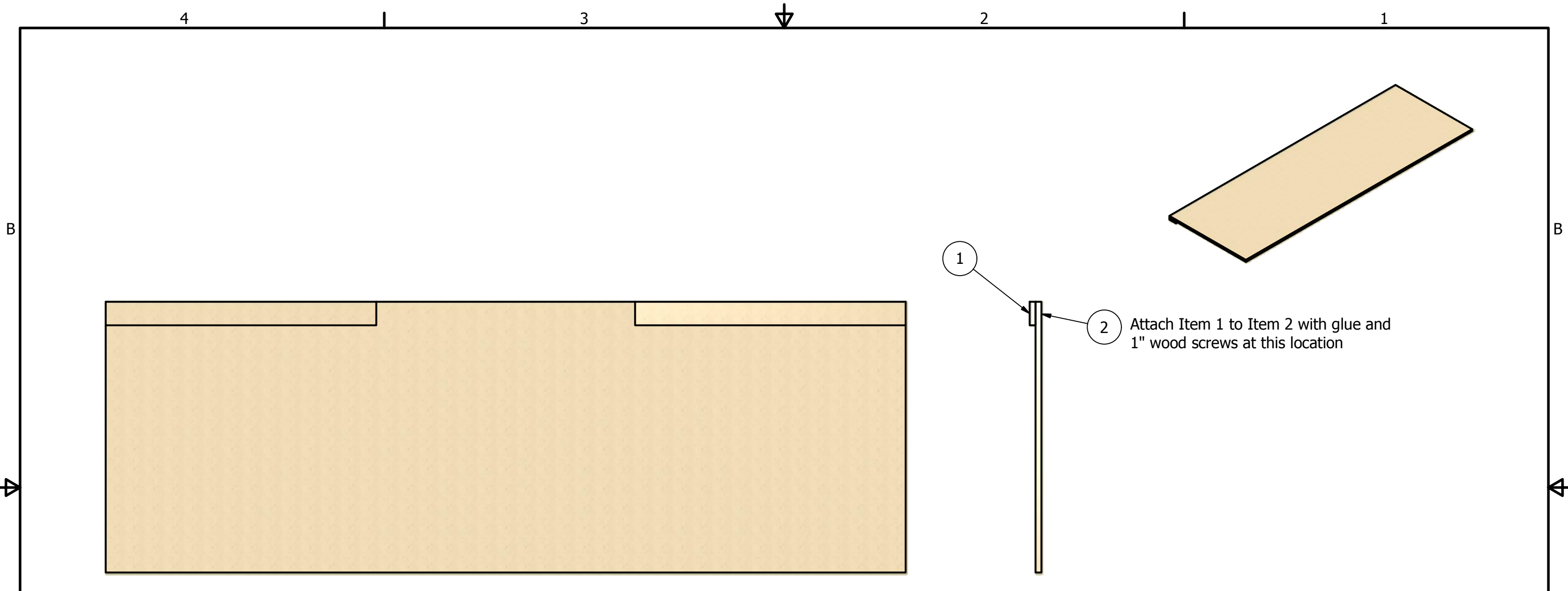
Description: #30 Nylon LAX Custom Netting Panel with rope border around the entire perimeter - Black - twisted knotted nylon

Overall Size : 22' 2" x 48"

Part Number: #SNCUSNP-30L-B

Sold at: www.ondecksports.com

DRAWN dfoster	11/28/2011	FIRST 200 Bedford Street, Manchester, NH 03101 (603) 666-3906 -- FAX (603) 666-3907		
CHECKED				
UNLESS OTHERWISE SPECIFIED		TITLE		
TOLERANCES: (INCHES)		Net, End Panel		
FRAC.	+/- 1/32	SIZE	DWG NO	REV
.00	+/- .01	B	GE-12104	
.000	+/- .005	SCALE		
ANGULAR	+/- .25 Deg.			SHEET 1 OF 1



1
2 Attach Item 1 to Item 2 with glue and 1" wood screws at this location

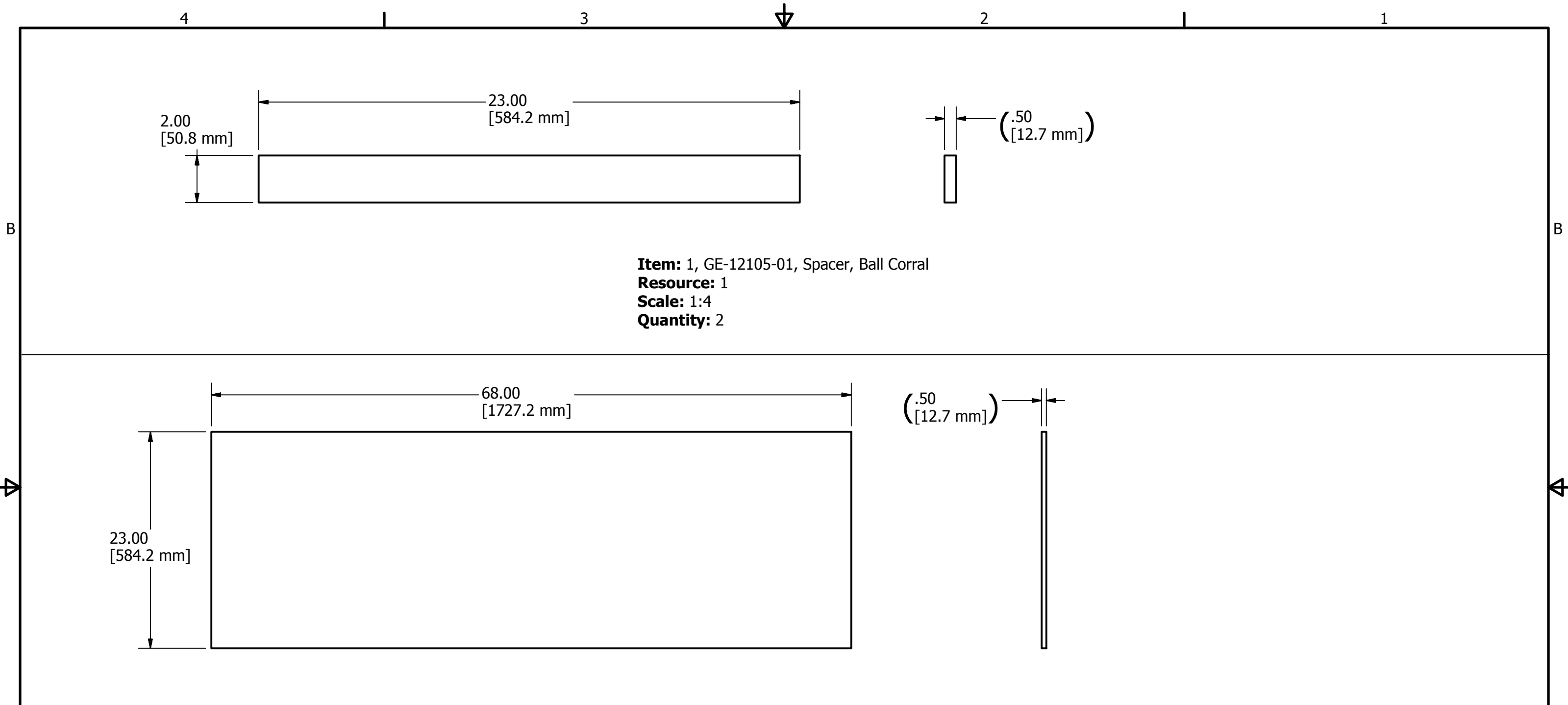
Resources		
Number	Description	Qty
1	1/2" Plywood	1 sheet
2	Wood Screws, 1" long	8
3	Wood Glue	AR

PARTS LIST			
ITEM	QTY	PART NUMBER	DESCRIPTION
1	2	GE-12105-01	Spacer, Ball Corral
2	1	GE-12105-02	Ramp, Ball Corral

Notes:

1. Part to be painted red or blue to match field end color.
2. One sheet of plywood will make two ramps.

DRAWN dfoster		1/4/2012		200 Bedford Street, Manchester, NH 03101 (603) 666-3906 -- FAX (603) 666-3907	
CHECKED					
UNLESS OTHERWISE SPECIFIED				TITLE Corral Ramp	
TOLERANCES: (INCHES)					
FRAC.	+/- 1/32				
.00	+/- .01			SIZE B	DWG NO GE-12105
.000	+/- .005			SCALE	REV
ANGULAR	+/- .25 Deg.			SHEET 1 OF 2	



Item: 1, GE-12105-01, Spacer, Ball Corral
Resource: 1
Scale: 1:4
Quantity: 2

Item: 2, GE-12105-02, Ramp, Ball Corral
Resource: 1
Scale: 1:10
Quantity: 1

DRAWN dfoster		1/4/2012		200 Bedford Street, Manchester, NH 03101 (603) 666-3906 -- FAX (603) 666-3907	
CHECKED					
UNLESS OTHERWISE SPECIFIED				TITLE Corral Ramp	
TOLERANCES: (INCHES)					
FRAC.	+/- 1/32				
.00	+/- .01			SIZE	DWG NO
.000	+/- .005			B	GE-12105
ANGULAR	+/- .25 Deg.			SCALE	REV
				SHEET 2 OF 2	

4

3

2

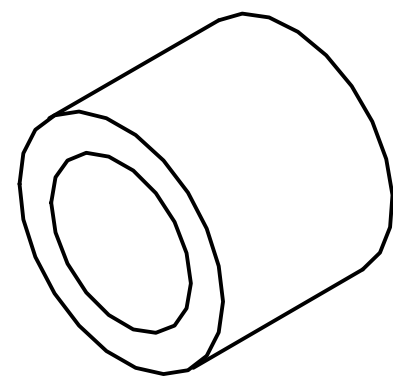
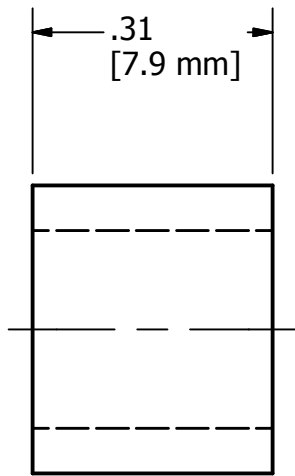
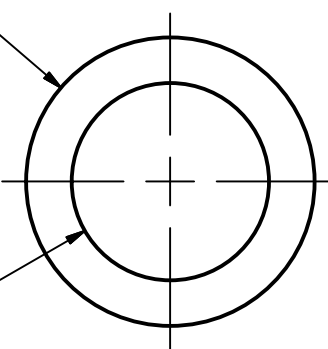
1

B

B

Ø.38
[9.5 mm]

Ø.26
[6.5 mm]



Notes:

- 1. Purchase at www.aluminum-spacers.com, part number #AS38-14-20
- 2. Material: 6061-T6 Aluminum

DRAWN dfoster	11/20/2011	FIRST 200 Bedford Street, Manchester, NH 03101 (603) 666-3906 -- FAX (603) 666-3907		
CHECKED				
UNLESS OTHERWISE SPECIFIED		TITLE Spacer, Aluminum		
TOLERANCES: (INCHES)				
FRAC.	+/- 1/32			
.00	+/- .01			
.000	+/- .005	SIZE B	DWG NO PP-00043	REV
ANGULAR	+/- .25 Deg.	SCALE	SHEET 1 OF 1	

4

3

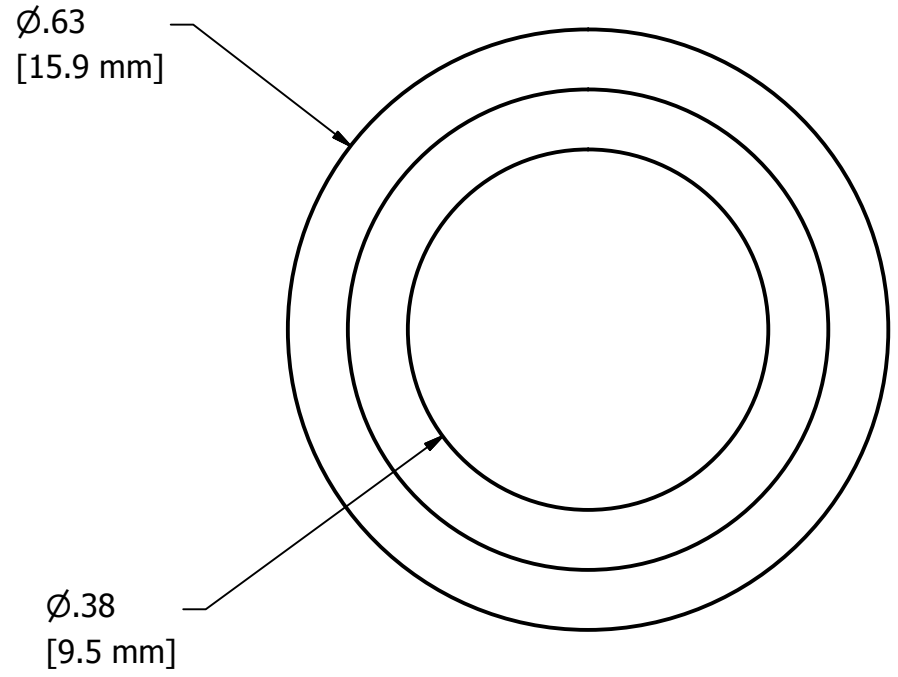
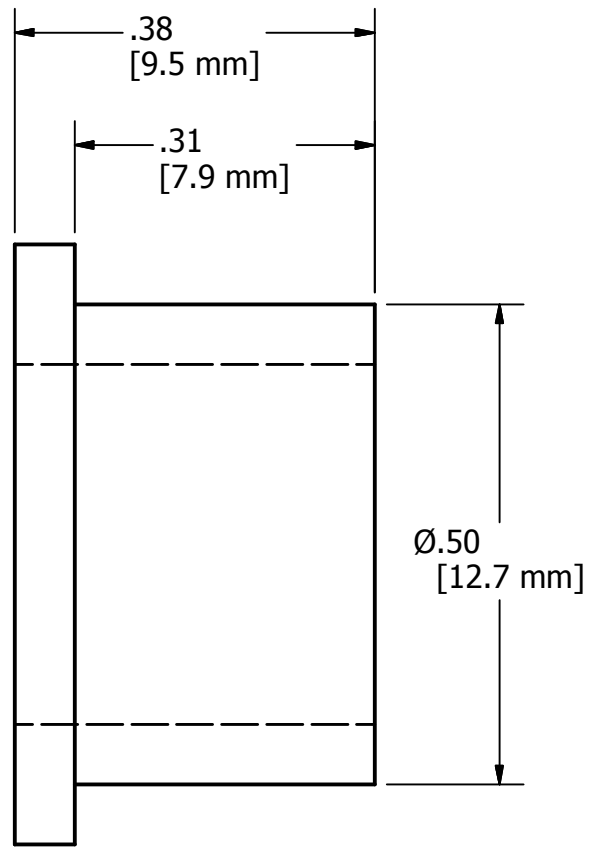
2

1

A

A





Notes:

Manufacturer: Igus
 Part number: MFI-0608-06
 Description: M250 Flange Bearing, 3/8 shaft size, 3/8" Length,
 1/2 housing bore.

DRAWN dfoster		11/28/2011		FIRST 200 Bedford Street, Manchester, NH 03101 (603) 666-3906 -- FAX (603) 666-3907			
CHECKED							
UNLESS OTHERWISE SPECIFIED				TITLE Bearing, Flange			
TOLERANCES: (INCHES)							
FRAC.	+/- 1/32						
.00	+/- .01						
.000	+/- .005			SIZE B	DWG NO PP-00065		REV
ANGULAR	+/- .25 Deg.			SCALE		SHEET 1 OF 1	